



US00D475408S

(12) **United States Design Patent**
Mittersinker

(10) **Patent No.:** **US D475,408 S**

(45) **Date of Patent:** **** Jun. 3, 2003**

(54) **PEN NIB**

(75) **Inventor:** **Gregor Mittersinker**, Warwick, RI
(US)

(73) **Assignee:** **A.T.X. International, Inc.**, Lincoln, RI
(US)

(**) **Term:** **14 Years**

(21) **Appl. No.:** **29/158,330**

(22) **Filed:** **Apr. 3, 2002**

(51) **LOC (7) Cl.** **19-06**

(52) **U.S. Cl.** **D19/55**

(58) **Field of Search** D19/35, 36, 54,
D19/55, 41-51, 53, 56-58, 81-85; 401/221,
222, 223-237, 238-242

(56) **References Cited**

U.S. PATENT DOCUMENTS

10,192	A	*	11/1853	Towers	401/221
349,721	A	*	9/1886	Kerner	401/234
365,472	A	*	6/1887	Harman	401/221
1,335,580	A	*	3/1920	Hayes	401/239

D130,997	S	*	1/1942	Martin et al.	D19/55
D174,667	S	*	5/1955	Weigel	D19/55
D272,832	S	*	2/1984	Malamoud	D19/51

* cited by examiner

Primary Examiner—Martie K. Holtje

(74) *Attorney, Agent, or Firm*—Notaro & Michalos P.C.

(57) **CLAIM**

The ornamental design for a pen nib, as shown and described.

DESCRIPTION

FIG. 1 is a perspective view of a pen nib showing my new design;

FIG. 2 is a front elevational view of the embodiment of FIG. 1;

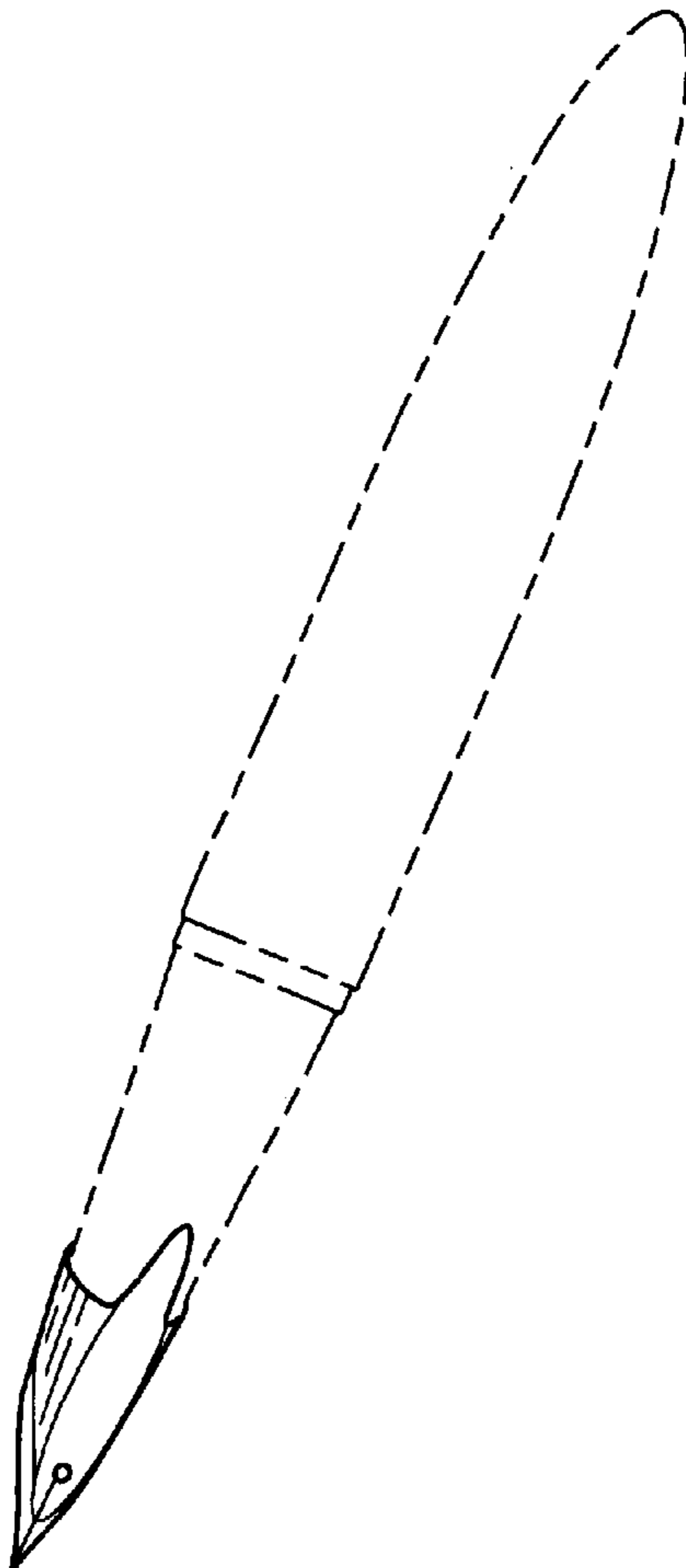
FIG. 3 is a rear elevational view of the embodiment of FIG. 1;

FIG. 4 is a side elevational view of the embodiment of FIG. 1, the opposite side being a mirror image thereof; and,

FIG. 5 is a top plan view of the embodiment of FIG. 1.

The broken lines shown in FIGS. 1-5 are for illustrative purposes only, and form no part of the claimed design.

1 Claim, 2 Drawing Sheets






FIG. 3




FIG. 2

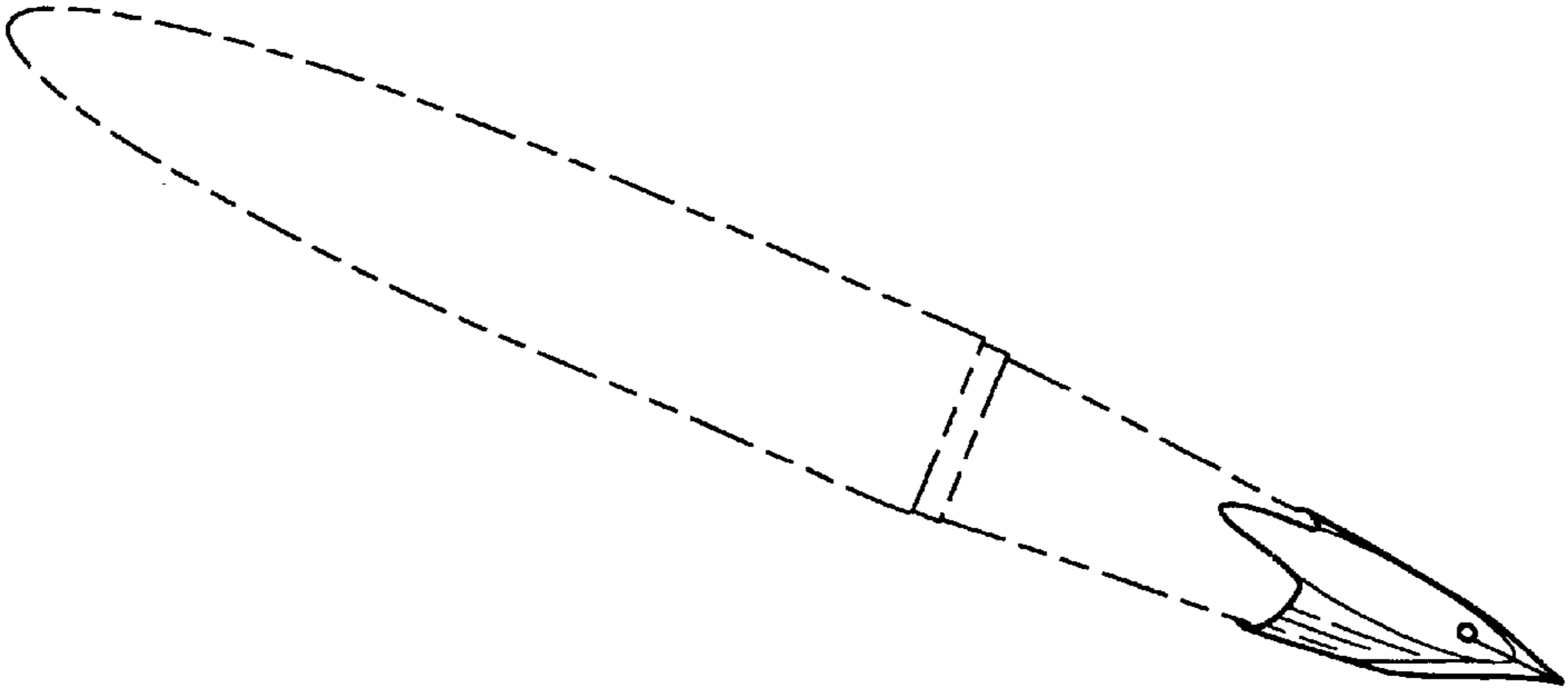


FIG. 1



FIG. 4



FIG. 5