



US00D475407S

(12) **United States Design Patent** (10) **Patent No.:** **US D475,407 S**  
**Beno** (45) **Date of Patent:** **\*\* \*Jun. 3, 2003**

(54) **BULLETIN BOARD AND FRAME**

D362,868 S \* 10/1995 Calder ..... D20/42  
D390,610 S \* 2/1998 Wingerei ..... D20/39

(75) Inventor: **Steven Beno**, Gurnee, IL (US)

\* cited by examiner

(73) Assignee: **General Binding Corporation**, Skokie, IL (US)

*Primary Examiner*—Martie K. Holtje  
(74) *Attorney, Agent, or Firm*—Martin Faier; Faier & Faier P.C.

(\* ) Notice: This patent is subject to a terminal disclaimer.

(\*\* ) Term: **14 Years**

(57) **CLAIM**

The ornamental design for a bulletin board and frame, as shown and described.

(21) Appl. No.: **29/140,145**

(22) Filed: **Apr. 12, 2001**

**DESCRIPTION**

(51) **LOC (7) Cl.** ..... **19-06**

FIG. 1 is a front view of the bulletin board and frame embodying the invention.

(52) **U.S. Cl.** ..... **D19/52; D19/90; D20/42**

FIG. 2 is a rear view of the bulletin board and frame embodying the invention.

(58) **Field of Search** ..... D6/300; D19/35, D19/36, 52, 65, 75, 90, 91, 99, 100; D20/10, 39, 42; 434/408-425, 428-430; 40/1, 124.01-124.05, 904, 759, 757, 661, 790, 780, 603

FIG. 3 is an enlarged left side view of the bulletin board and frame embodying the invention, the right side view being a mirror image thereof.

(56) **References Cited**

**U.S. PATENT DOCUMENTS**

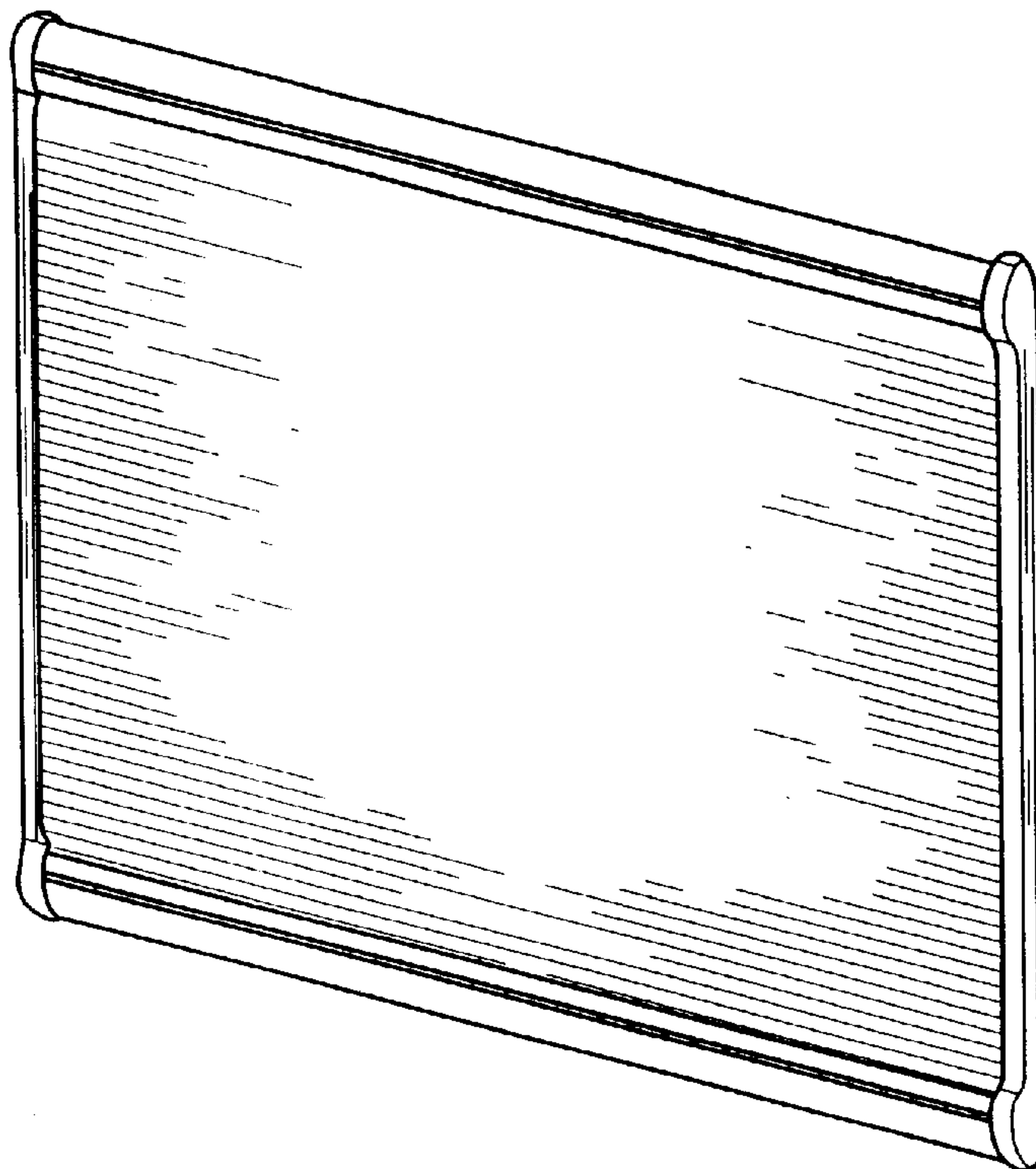
|             |   |         |               |       |        |
|-------------|---|---------|---------------|-------|--------|
| 1,963,124 A | * | 6/1934  | Free          | ..... | 40/790 |
| 2,193,928 A | * | 3/1940  | Johnson       | ..... | 40/603 |
| D122,771 S  | * | 10/1940 | Doner         | ..... | D6/300 |
| 4,187,630 A | * | 2/1980  | Giulie et al. | ..... | 40/790 |
| 4,356,647 A | * | 11/1982 | Farris        | ..... | 40/759 |
| D303,814 S  | * | 10/1989 | Beck          | ..... | D20/39 |
| D339,379 S  | * | 9/1993  | Persing       | ..... | D19/52 |


FIG. 4 is an enlarged top view of the bulletin board and frame embodying the invention, the bottom view being a mirror image thereof.

FIG. 5 is a rear perspective view of the bulletin board and frame embodying the invention; and,


FIG. 6 is a front perspective view of the bulletin board and frame embodying the invention.

**1 Claim, 3 Drawing Sheets**






**FIG. 1**




**FIG. 2**



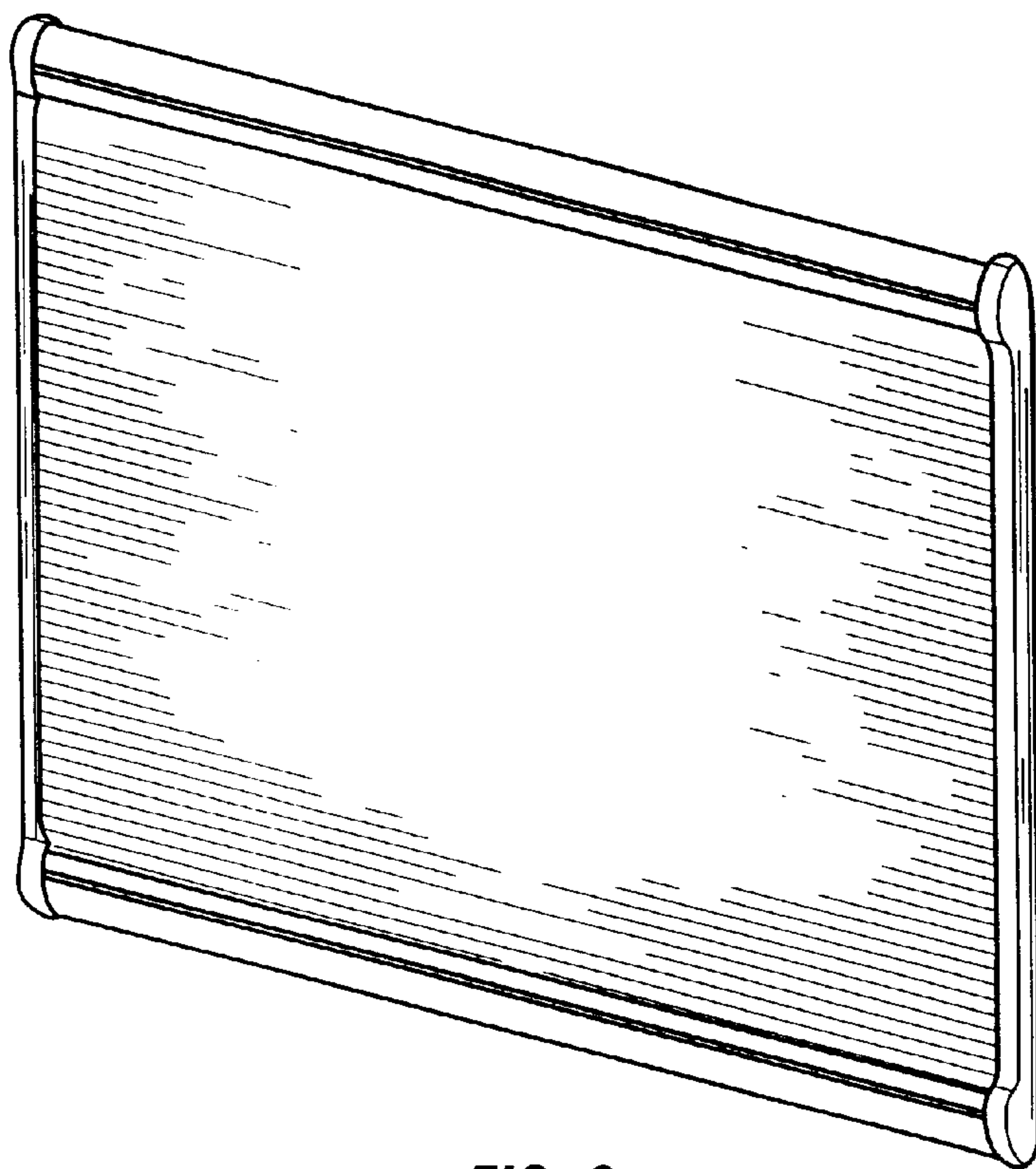
**FIG. 3**



**FIG. 4**



**FIG. 5**



**FIG. 6**