



US00D475404S

(12) **United States Design Patent**
De Bon

(10) **Patent No.:** **US D475,404 S**

(45) **Date of Patent:** **** Jun. 3, 2003**

(54) **WRITING INSTRUMENT**

(75) Inventor: **Sergio De Bon**, Milan (IT)

(73) Assignee: **Richemont Italia S.p.A.**, Milan (IT)

(**) Term: **14 Years**

(21) Appl. No.: **29/145,534**

(22) Filed: **Jul. 26, 2001**

(30) **Foreign Application Priority Data**

Jan. 26, 2001 (CH) 127723

(51) **LOC (7) Cl.** **19-06**

(52) **U.S. Cl.** **D19/43; D19/36; D19/49;**
D19/57

(58) **Field of Search** D19/35, 36, 41-51,
D19/53-58, 81-85; 401/16-20, 29-34,
37, 38, 98, 202, 213, 243-247, 262, 292,
87, 52

(56) **References Cited**

U.S. PATENT DOCUMENTS

47,406 A * 4/1865 Evans et al. 401/52
D65,683 S * 9/1924 Benjamin D19/43
1,724,245 A * 8/1929 Woelm 401/87
D81,756 S * 8/1930 Most D19/49

D100,380 S * 7/1936 Lynn D19/49
2,078,083 A * 4/1937 Larsen 401/192
D117,839 S * 11/1939 Zoll D19/43
D206,917 S * 2/1967 Jensen D19/43
D216,282 S * 12/1969 Danjczek D19/49
D257,857 S * 1/1981 Leuenberger et al. D19/49

* cited by examiner

Primary Examiner—Martie K. Holtje

(74) *Attorney, Agent, or Firm*—Young & Thompson


(57) **CLAIM**

The ornamental design for a writing instrument, as shown and described.

DESCRIPTION

FIG. 1 is a side view of the writing instrument with its cover; FIG. 2 is a perspective view of the writing instrument without its cover; FIG. 3 is a side view of the writing instrument without its cover; FIG. 4 is a perspective view of the cover of the writing instrument; and, FIG. 5 is a side view of the cover of the writing instrument. The parts are shown separately in FIGS. 2-5, for ease of illustration.

1 Claim, 1 Drawing Sheet







Fig. 4






Fig. 1

Fig. 5

Fig. 2

Fig. 3