



US00D475401S

(12) **United States Design Patent**  
**Hwang et al.**

(10) **Patent No.:** **US D475,401 S**

(45) **Date of Patent:** **\*\* Jun. 3, 2003**

(54) **INKJET PRINTER**

(75) Inventors: **Peter G. Hwang**, Vancouver, WA (US);  
**Michael K. Bowen**, Vancouver, WA  
(US); **Daniel R. Dwyer**, Battle Ground,  
WA (US); **Tod A. Kinsley**, Tigard, OR  
(US); **Thomas E. McCue, Jr.**,  
Vancouver, WA (US); **Jeffrey J.**  
**Grange**, Brush Prairie, WA (US);  
**Masahita Cho**, Portland, OR (US);  
**Chad Lockart**, Portland, OR (US)

(73) Assignee: **Hewlett-Packard Development  
Company, LP**, Palo Alto, CA (US)

(\*\*) Term: **14 Years**

(21) Appl. No.: **29/159,881**

(22) Filed: **Apr. 30, 2002**

(51) **LOC (7) Cl.** ..... **14-02**

(52) **U.S. Cl.** ..... **D18/55**

(58) **Field of Search** ..... D18/36-39, 50,  
D18/53-55; D14/462-470; 400/613, 613.1-613.4,  
691-694, 690.1-690.4

(56) **References Cited**

**U.S. PATENT DOCUMENTS**

D324,395 S \* 3/1992 Dubson ..... D18/54

D411,531 S \* 6/1999 Hatanaka ..... D14/466  
D424,100 S \* 5/2000 Hesselbach ..... D18/50  
D430,574 S \* 9/2000 Matsumoto ..... D14/462  
D434,776 S \* 12/2000 Takeuchi ..... D14/469  
D450,709 S \* 11/2001 Nakamura ..... D14/463  
D460,780 S \* 7/2002 Dwyer et al. .... D18/55  
D463,485 S \* 9/2002 Yoshida et al. .... D18/50  
D465,514 S \* 11/2002 Toh et al. .... D18/55  
D466,920 S \* 12/2002 Kawahara et al. .... D18/50

\* cited by examiner

*Primary Examiner*—Cathy Anne MacCormac

(57) **CLAIM**

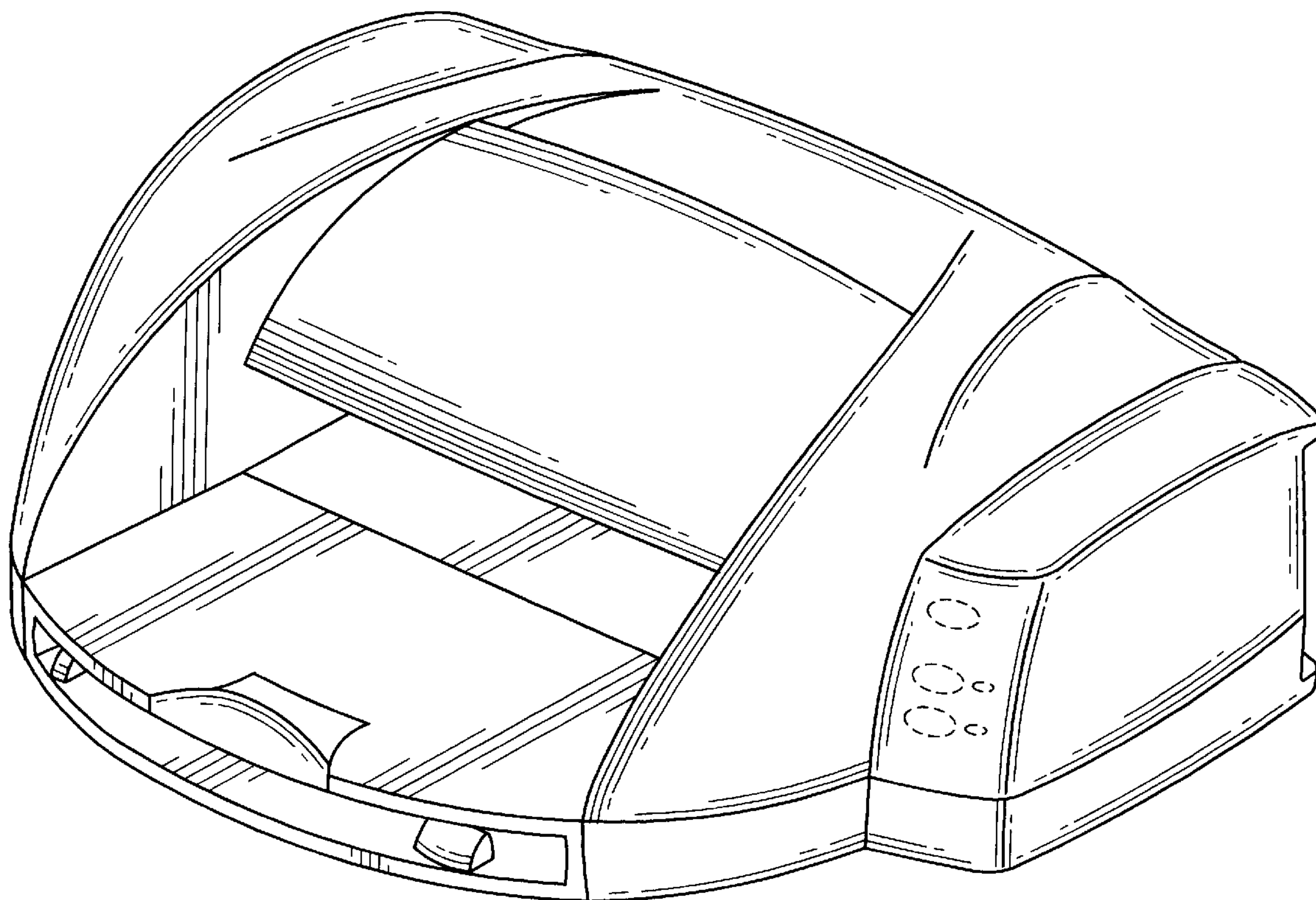
An ornamental design for an inkjet printer, substantially as shown and described.

**DESCRIPTION**

FIG. 1 is a perspective view of an inkjet printer, in accordance with the present invention;  
FIG. 2 is a top view thereof;  
FIG. 3 is a front view thereof;  
FIG. 4 is a rear view thereof;  
FIG. 5 is a left view thereof; and,  
FIG. 6 is a right view thereof.

The broken lines are for illustration only and form no part of the claimed design.

**1 Claim, 4 Drawing Sheets**



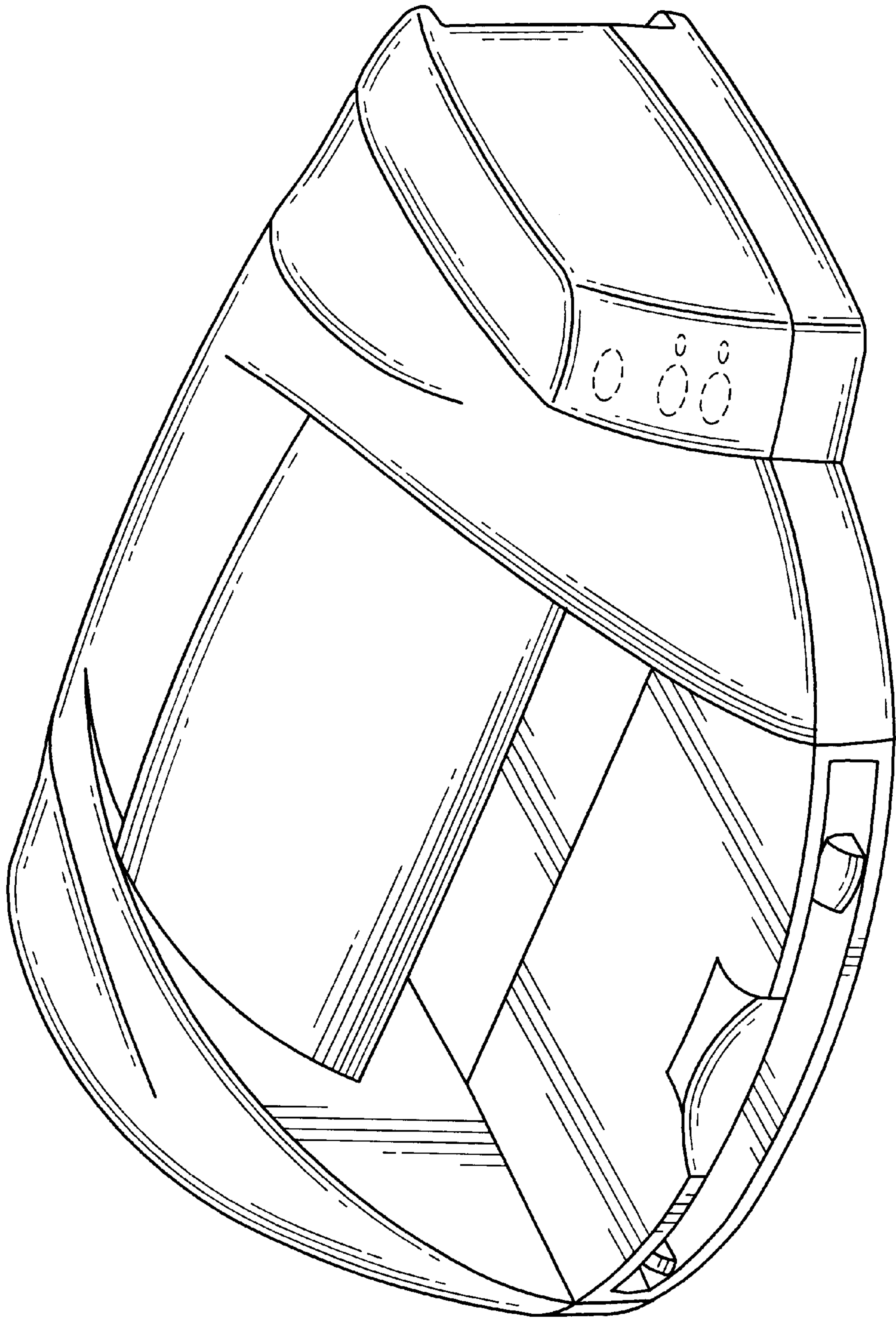


FIG.1

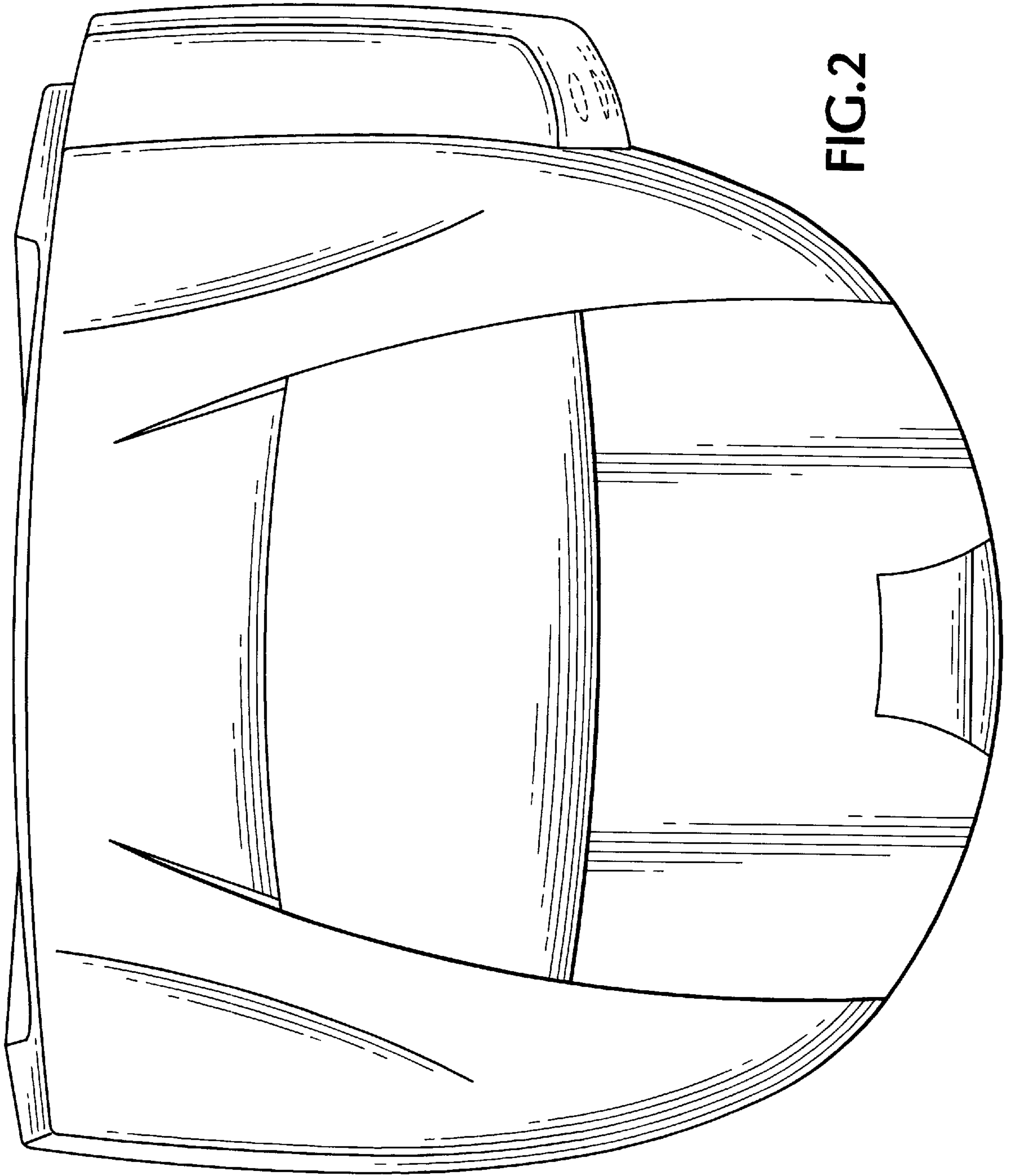


FIG.2

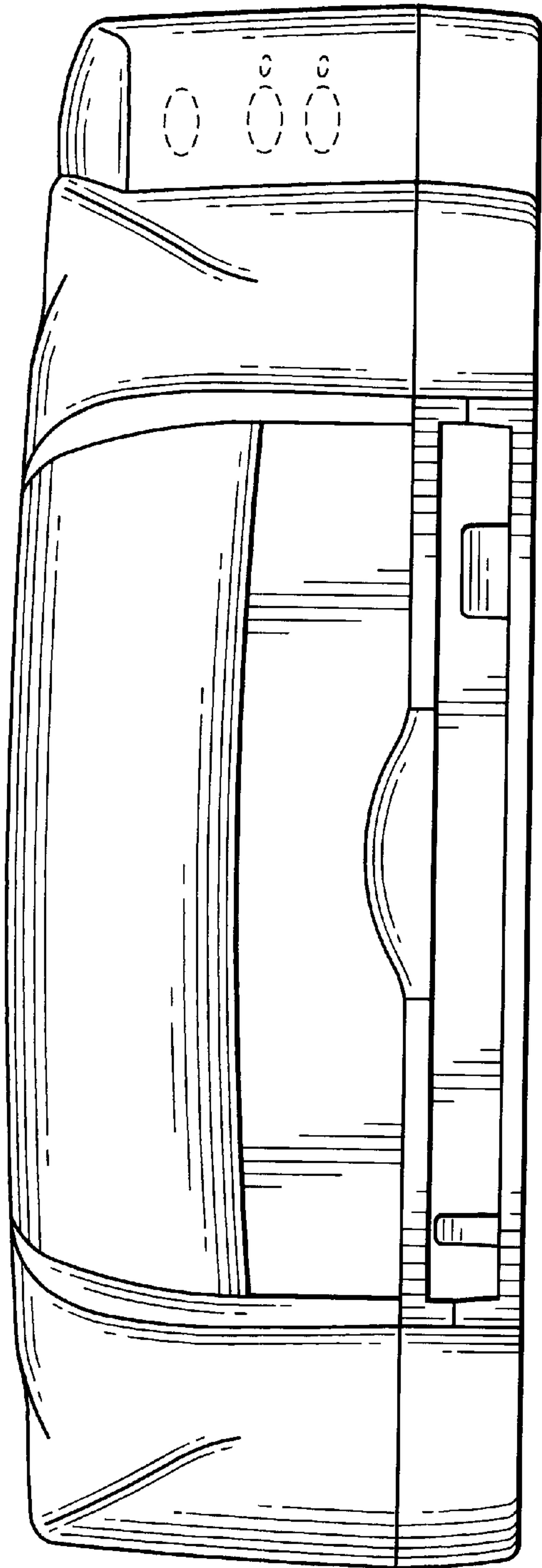


FIG. 3

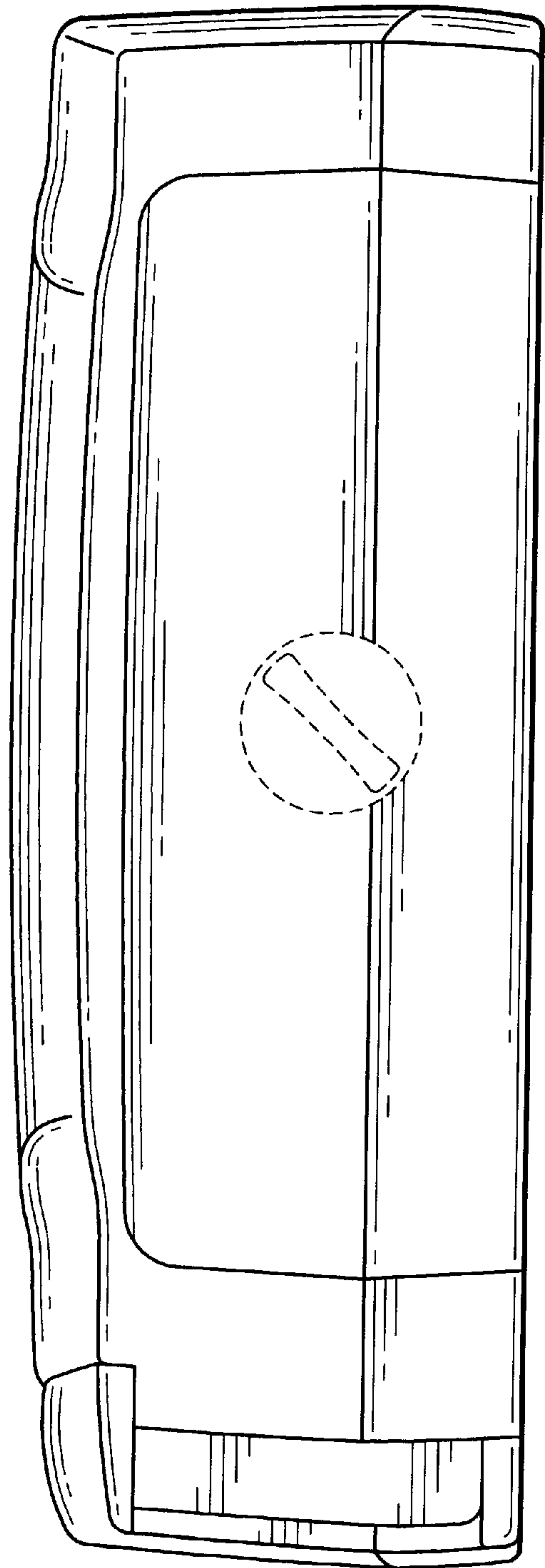


FIG. 4





FIG. 5

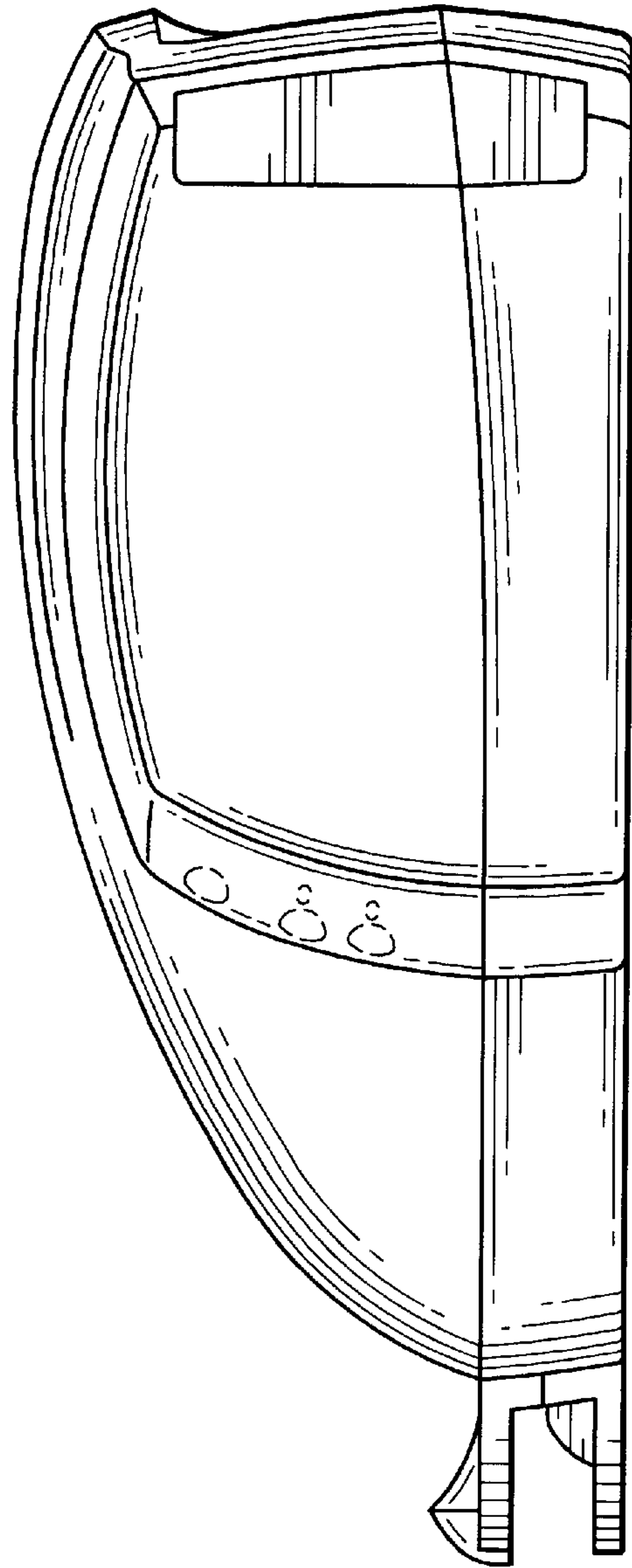


FIG. 6