



US00D475356S

(12) **United States Design Patent**
Niitsu

(10) **Patent No.:** **US D475,356 S**

(45) **Date of Patent:** **** Jun. 3, 2003**

(54) **TELEVISION RECEIVER**

(75) Inventor: **Takuya Niitsu**, Tokyo (JP)

(73) Assignee: **Sony Corporation**, Tokyo (JP)

(**) Term: **14 Years**

(21) Appl. No.: **29/168,020**

(22) Filed: **Sep. 26, 2002**

(51) **LOC (7) Cl.** **14-03**

(52) **U.S. Cl.** **D14/126**

(58) **Field of Search** D14/125-136,
D14/239, 371, 374-376; 312/7.2; 348/836,
838, 180, 184, 325, 739; 341/12; 248/917-924;
345/104, 133, 156, 168, 87, 173

(56) **References Cited**

U.S. PATENT DOCUMENTS

D417,659 S	*	12/1999	Takemasa	D14/374
D441,732 S		5/2001	Ota		
D454,845 S	*	3/2002	Niitsu	D14/126
D458,236 S	*	6/2002	Bong et al.	D14/126
D458,237 S	*	6/2002	Niitsu	D14/126
D458,238 S		6/2002	Niitsu		

OTHER PUBLICATIONS

Web page "Panasonic," <http://prodb.matsushita.co.jp/products/panasonic/TH/TH-50PXS10.html>, 1 sheet, Panasonic (Jul. 2002).

Web page "Yodobashi.com, PDP-32H," <http://www7.yodobashi.com/shopping/ijsp?oid=40664>, 1 sheet, Yodobashi Camera (Jul. 2002).

Web page "Yodobashi.com, PDP-503HD," <http://www7.yodobashi.com/shopping/ijsp?oid=1575457>, 1 sheet, Yodobashi Camera (Jul. 2002).

* cited by examiner

Primary Examiner—Raphael Barkai

(74) *Attorney, Agent, or Firm*—Radar, Fishman & Grauer PLLC

(57) **CLAIM**

The ornamental design for a television receiver, as shown.

DESCRIPTION

FIG. 1 is a perspective view of a television receiver showing my new design;

FIG. 2 is a front elevational view thereof;

FIG. 3 is a rear elevational view thereof;

FIG. 4 is a left side elevational view thereof;

FIG. 5 is a right side elevational view thereof;

FIG. 6 is a top plan view thereof; and,

FIG. 7 is a bottom plan view thereof.

1 Claim, 5 Drawing Sheets




FIG. 1




FIG. 2

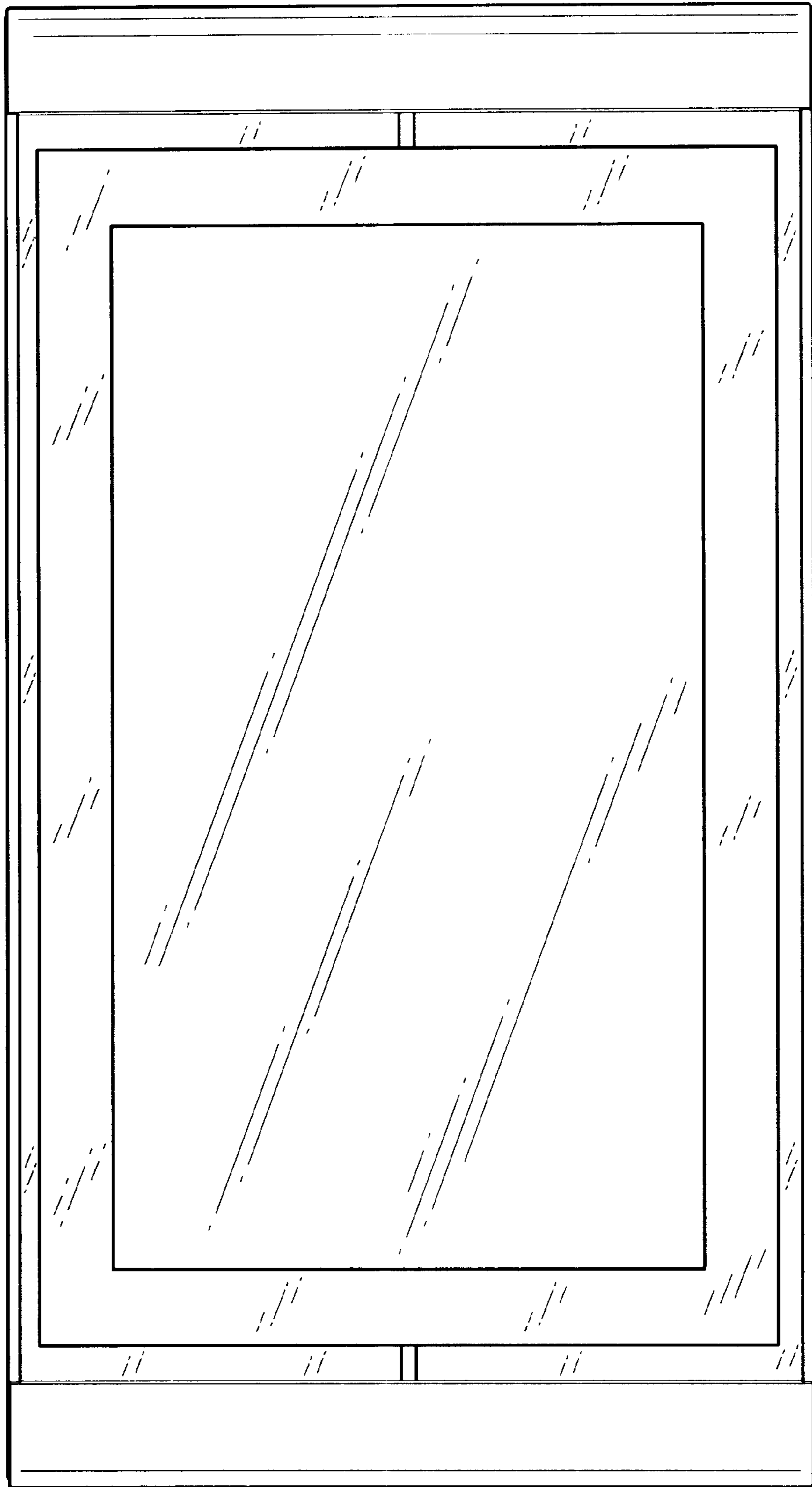


FIG. 3

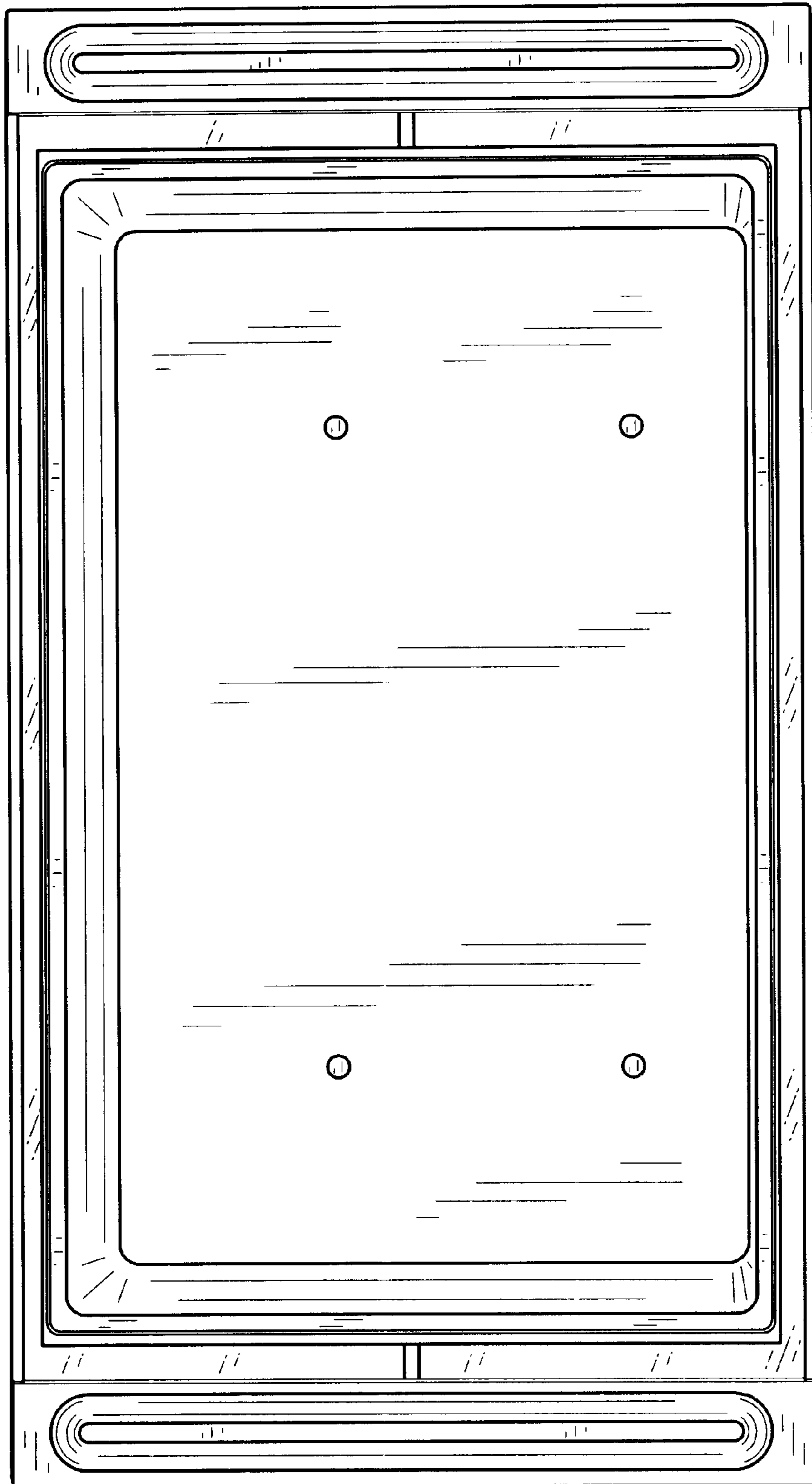


FIG. 4




FIG. 5




FIG. 6

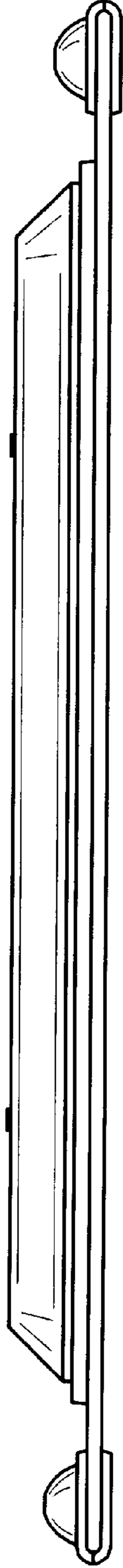


FIG. 7

