



US00D475348S

(12) **United States Design Patent**
D'Addario et al.

(10) **Patent No.:** **US D475,348 S**

(45) **Date of Patent:** **** Jun. 3, 2003**

(54) **PHONE PLUG CONNECTOR**

D434,009 S * 11/2000 Lee D13/154

(75) Inventors: **James D'Addario**, Old Westbury, NY (US); **Luc Heiligenstein**, Chicago, IL (US); **Stephen Melamed**, Chicago, IL (US)

* cited by examiner

Primary Examiner—Joel Sincavage

(74) *Attorney, Agent, or Firm*—Alix, Yale & Ristas, LLP

(73) Assignee: **J. D'Addario & Company, Inc.**, Farmingdale, NY (US)

(57) **CLAIM**

The ornamental design for a phone plug connector, as shown and described.

(**) Term: **14 Years**

DESCRIPTION

(21) Appl. No.: **29/146,917**

FIG. 1 is a front-end view of a first embodiment of the phone plug connector of the invention;

(22) Filed: **Aug. 17, 2001**

FIG. 2 is a side view of the phone plug connector of FIG. 1, the opposite side view being identical;

(51) **LOC (7) Cl.** **13-03**

(52) **U.S. Cl.** **D13/133**

FIG. 3 is a top plan view of the phone plug connector of FIG. 1, the opposite bottom plan view being identical;

(58) **Field of Search** D13/133; 439/578, 439/668, 669, 675

FIG. 4 is a front-end view of a second embodiment of the phone plug connector of the invention;

(56) **References Cited**

U.S. PATENT DOCUMENTS

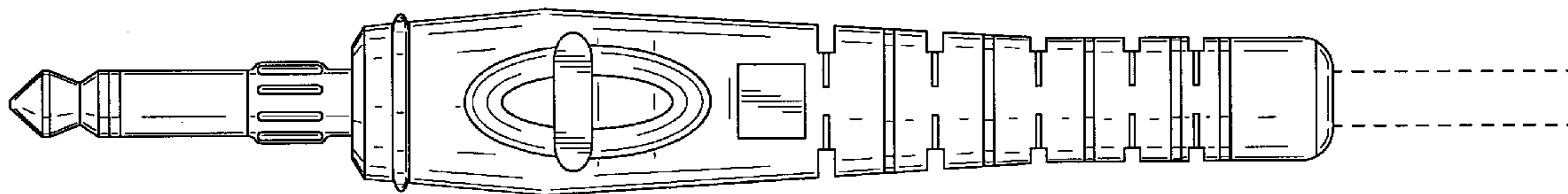
D243,698 S	*	3/1977	Gietzen	D13/133
4,018,501 A	*	4/1977	Maloof	439/669
D300,425 S	*	3/1989	Sumita	D13/133
D313,790 S	*	1/1991	Hirabayashi	D13/133
D328,280 S	*	7/1992	Lee	D13/133
D361,746 S	*	8/1995	Emmerik	D13/133
D399,185 S	*	10/1998	Lin	D13/133

FIG. 5 is a side view of the phone plug connector of FIG. 4, the opposite side view being identical; and,

FIG. 6 is a top plan view of the phone plug connector of FIG. 4, the opposite bottom plan view being identical.

No claim is made to the ornamental appearance of the back end, which receives the cable (shown in phantom) for either the first or second embodiment.

1 Claim, 2 Drawing Sheets



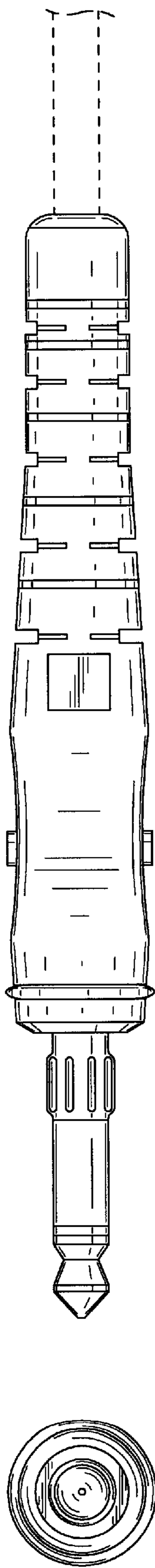


FIG. 1

FIG. 2

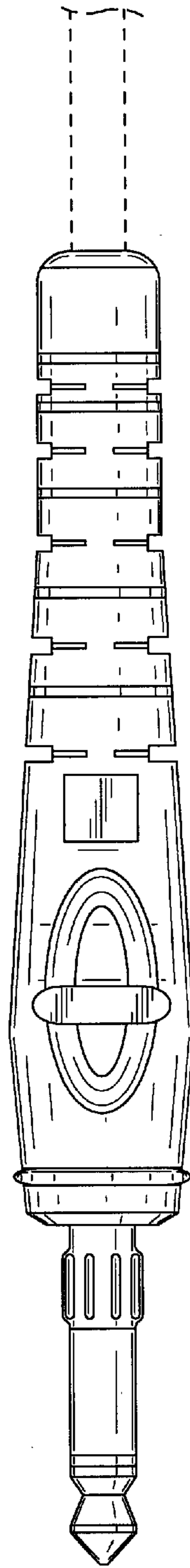


FIG. 3

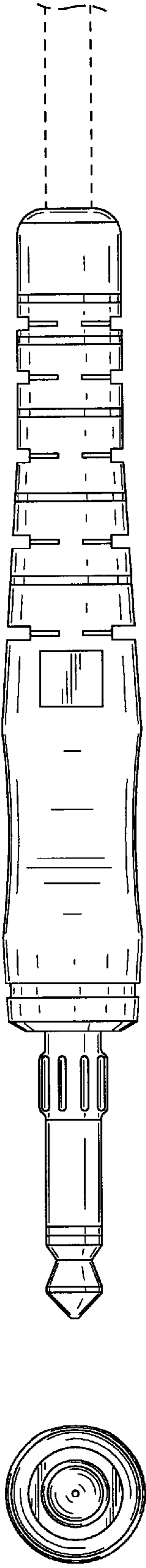


FIG. 4

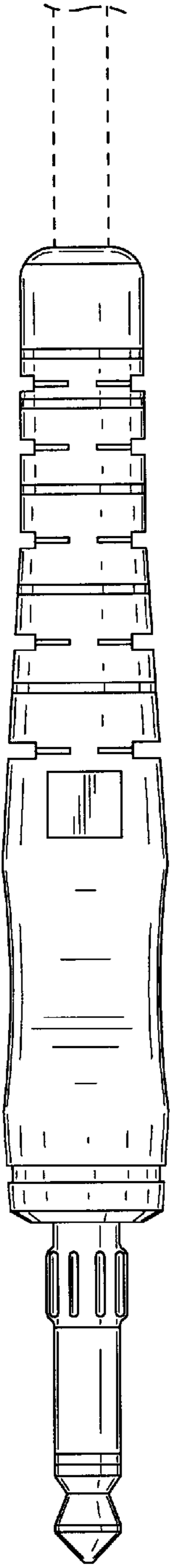


FIG. 5

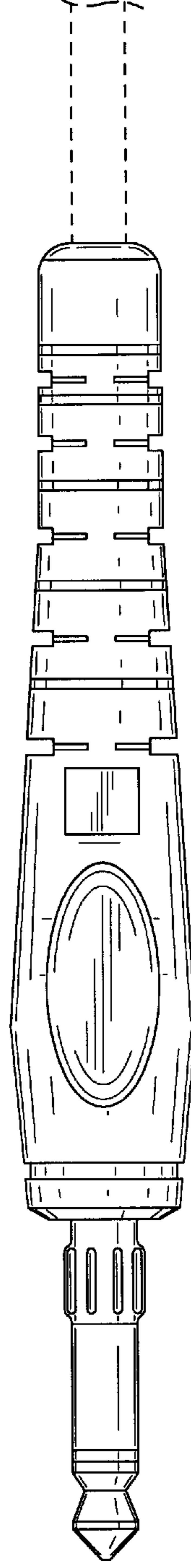


FIG. 6