



US00D475340S

(12) **United States Design Patent**
Arata et al.

(10) **Patent No.:** **US D475,340 S**

(45) **Date of Patent:** **** Jun. 3, 2003**

(54) **AIRCRAFT**

(75) **Inventors:** **Allen A. Arata**, Hawthorne, CA (US);
William David Bard, El Segundo, CA (US); **David Gerard Mazur**, Hawthorne, CA (US); **Jeffrey Ruiz Mendoza**, Gardena, CA (US); **Gary Joseph Walz**, Chino Hills, CA (US); **Daniel Richard Rihn**, Long Beach, CA (US); **Douglas Edward Wood**, Huntington Beach, CA (US)

(73) **Assignee:** **Northrop Grumman Corporation**, Los Angeles, CA (US)

(**) **Term:** **14 Years**

(21) **Appl. No.:** **29/164,504**

(22) **Filed:** **Jul. 25, 2002**

(51) **LOC (7) Cl.** **12-12**
(52) **U.S. Cl.** **D12/319**
(58) **Field of Search** D12/319, 333, D12/342; 244/2, 158 R, 172, 211, 218

(56) **References Cited**

U.S. PATENT DOCUMENTS

36,298 A	8/1862	Hartman
D244,265 S	5/1977	Opfer
D342,717 S	12/1993	Mrdeza et al.
D364,600 S	11/1995	Andrews

D365,545 S	12/1995	Wainfan et al.
5,503,350 A	4/1996	Foote
D372,218 S	7/1996	Herzberg et al.
D382,851 S	8/1997	Knutson et al.
D394,039 S	* 5/1998	Cummings D12/319
5,779,190 A	7/1998	Rambo et al.
D428,381 S	7/2000	Hartman et al.
D467,217 S	* 12/2002	Andreyko D12/319
D468,255 S	* 1/2003	Gopaldaswami et al. D12/319

* cited by examiner

Primary Examiner—Marcus A. Jackson

(74) *Attorney, Agent, or Firm*—Stetina Brunda Garred & Brucker

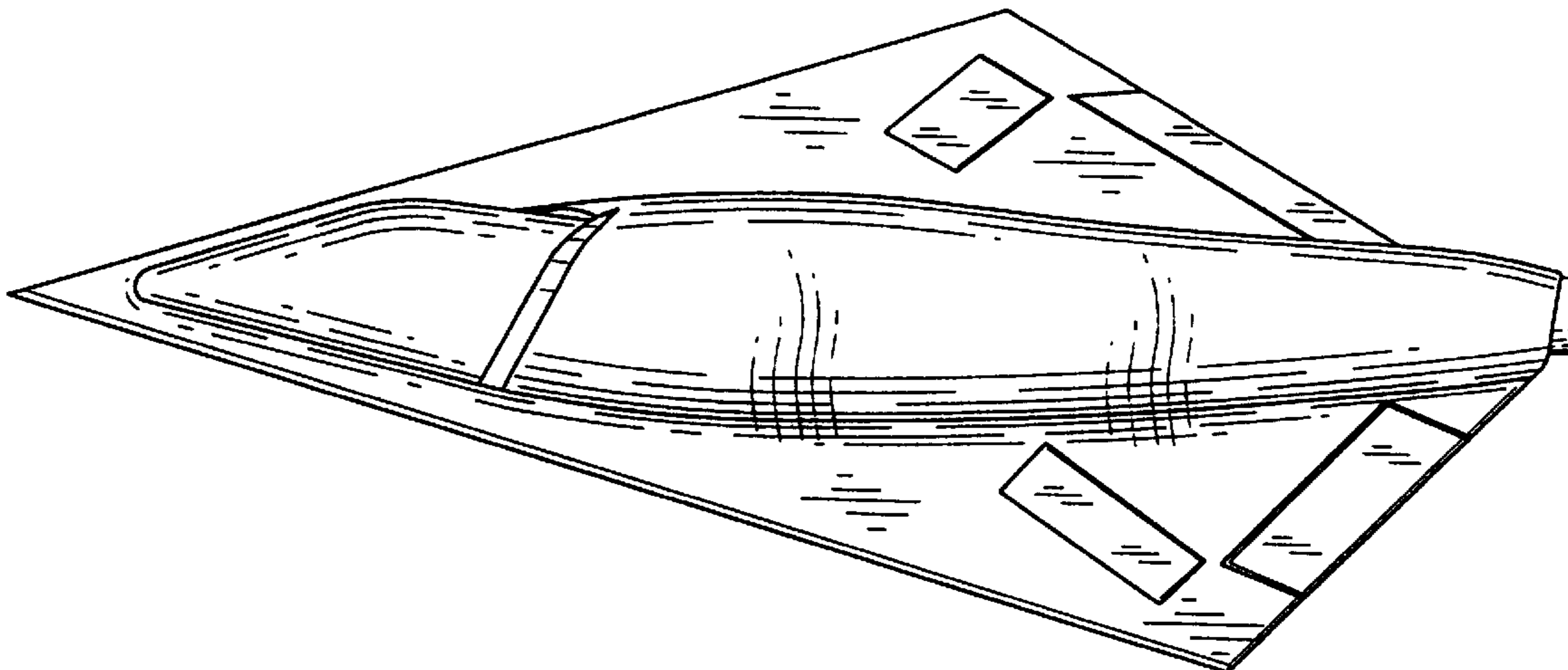
(57) **CLAIM**

The ornamental design for an aircraft, as shown and described.

DESCRIPTION

FIG. 1 is a top perspective view of an aircraft showing our new design;
FIG. 2 is a bottom perspective view thereof;
FIG. 3 is a top plan view thereof;
FIG. 4 is a left side elevation view thereof, the right side elevation view being a mirror image of that above;
FIG. 5 is a bottom plan view thereof;
FIG. 6 is a front elevation view thereof; and,
FIG. 7 is a rear elevation view thereof.

1 Claim, 4 Drawing Sheets



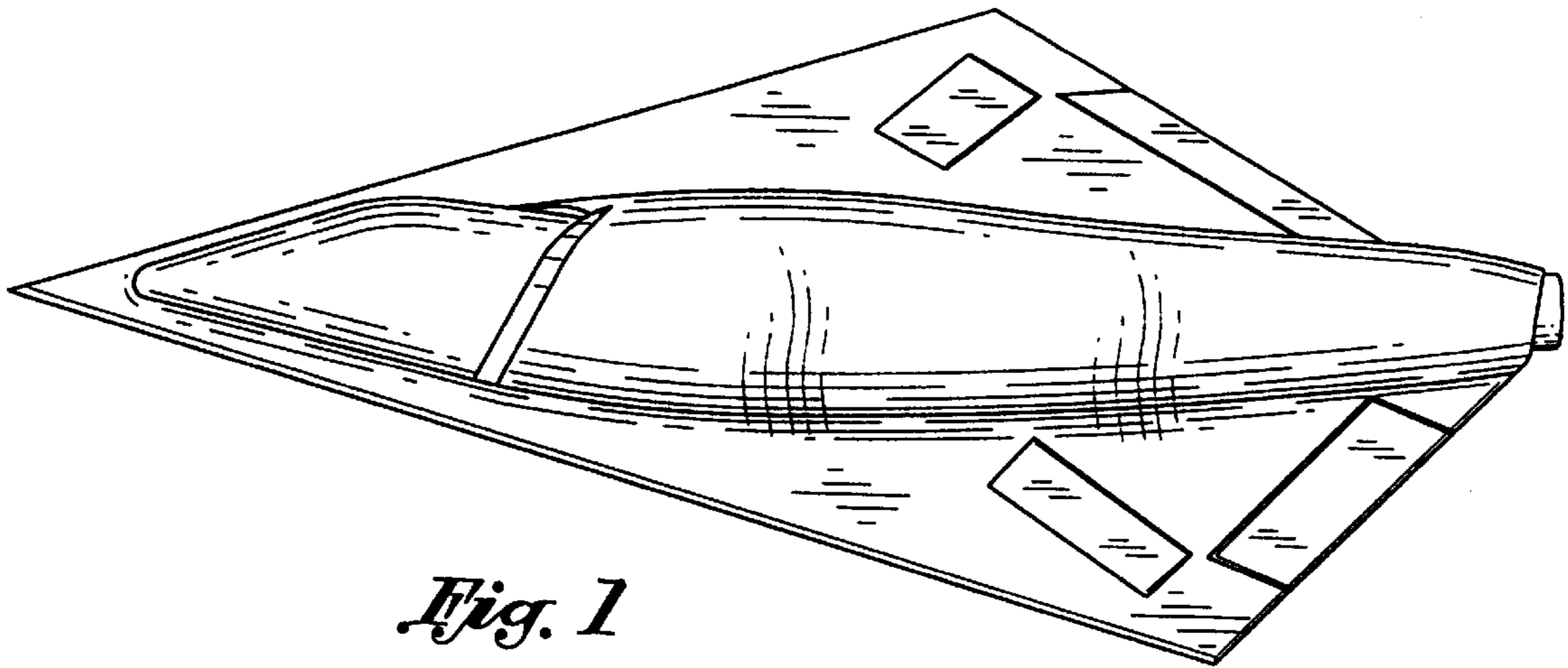


Fig. 1

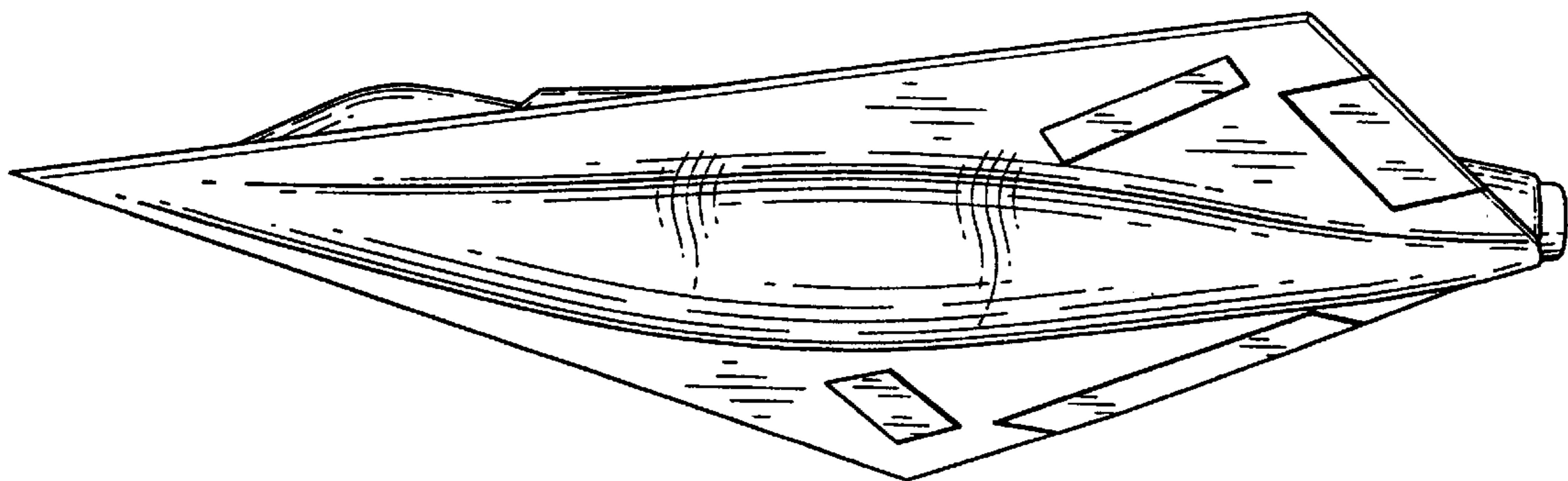


Fig. 2

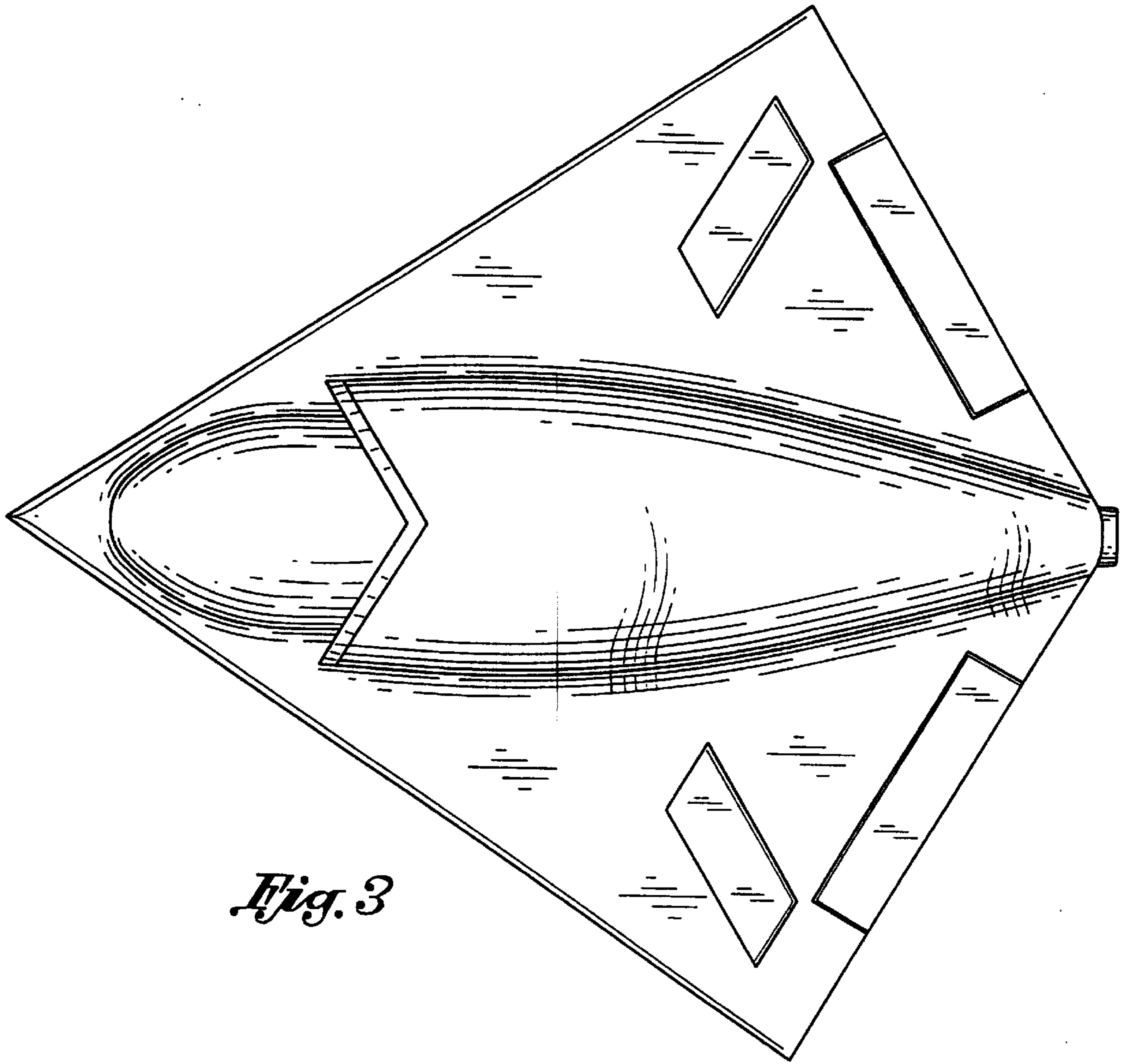


Fig. 3




Fig. 4

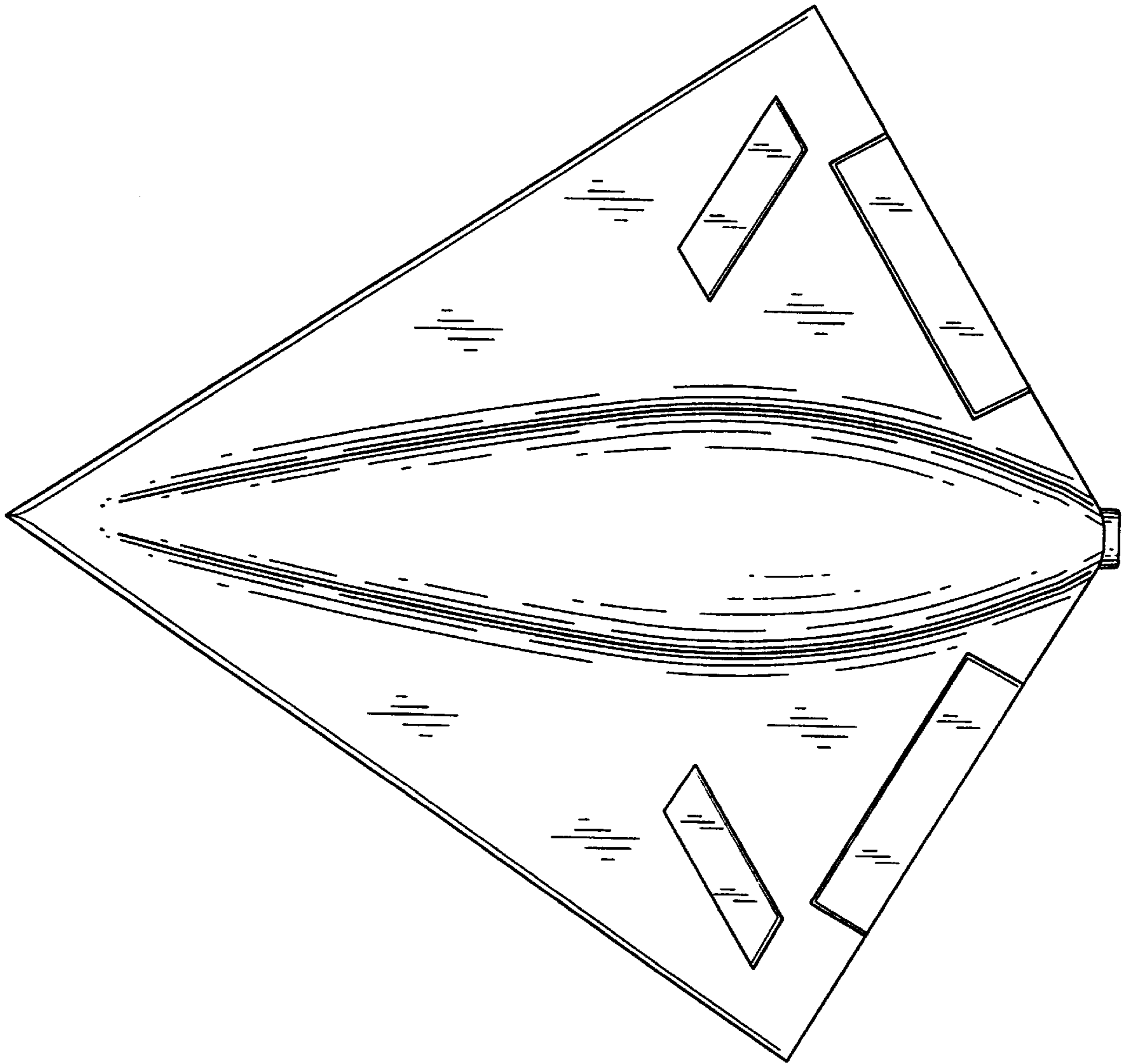


Fig. 5

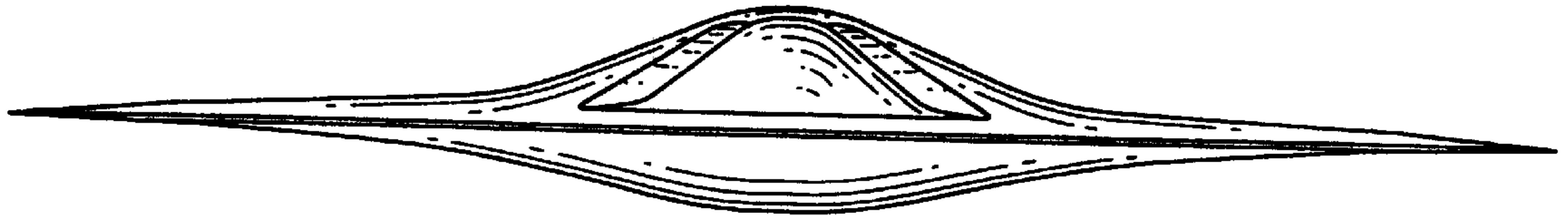


Fig. 6

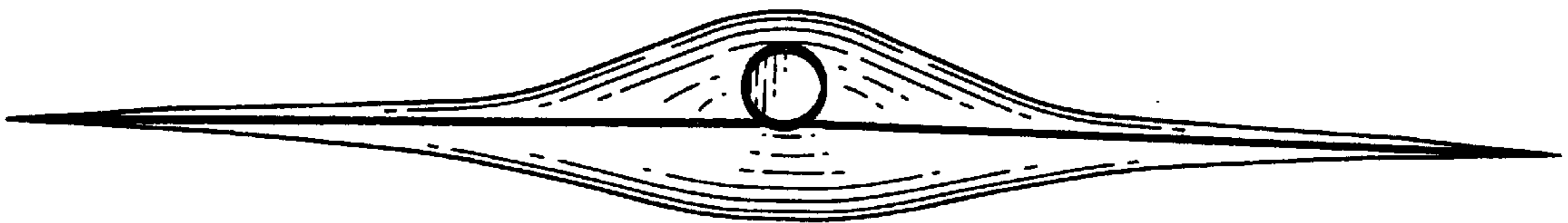


Fig. 7