



US00D475322S

(12) **United States Design Patent**
Ouellette et al.

(10) **Patent No.: US D475,322 S**

(45) **Date of Patent: ** Jun. 3, 2003**

(54) **BUTTON COVER**

(76) Inventors: **Richard Ouellette**, Adventure Creations Inc., 14 Firwood Crescent, Moncton, New Brunswick (CA), E1A 5X2; **Lise Gagnon**, Graphic Vision Inc., 204 Frederick St., Moncton, New Brunswick (CA), E1A 7G8; **Terry Mollins**, 42 Gloucester St., Moncton, New Brunswick (CA), E1A 4E6; **Robert Breau**, 3731, Route 134, Shediac Bridge, New Brunswick (CA), E4R 1S1; **Kenneth James Snow**, Snowman Enterprises Inc. 689 Foxcroft Blvd., New Market, Ontario (CA), L3X 1N2; **Louis Poirier**, P.O. Box 987, Moncton, New Brunswick (CA), E1C 8P2

3,139,690 A	7/1964	Hait	40/1.5
3,343,230 A	9/1967	Darvie	24/113
3,353,231 A	* 11/1967	Levine	24/113 R
3,509,734 A	5/1970	Lederer	63/15
3,715,781 A	2/1973	Salvatori	24/90
3,777,336 A	* 12/1973	Anderson	24/113 MP
4,507,344 A	3/1985	Baughman	428/99
4,793,155 A	12/1988	Law	63/2
4,912,944 A	4/1990	Crosley et al.	63/29.2
4,969,241 A	* 11/1990	Griffin	24/113 R
5,033,168 A	7/1991	Sbragi	24/113 MP
5,161,285 A	11/1992	Jerjian	24/113 R
5,621,951 A	4/1997	Gould	24/90.5
5,862,615 A	1/1999	O'Rourke	40/1.6

* cited by examiner

Primary Examiner—Catherine R. Oliver
(74) *Attorney, Agent, or Firm*—Mario Theriault

(**) Term: **14 Years**

(21) Appl. No.: **29/160,680**

(22) Filed: **May 16, 2002**

(51) **LOC (7) Cl.** **02-07**

(52) **U.S. Cl.** **D11/222**

(58) **Field of Search** D11/222, 223, D11/224–226; 24/113 R, 113 MP, 90.5

(56) **References Cited**

U.S. PATENT DOCUMENTS

1,382,739 A	6/1921	Patremio	24/114.9
1,867,424 A	7/1932	Smith	40/315
1,999,034 A	4/1935	Clark	24/90
2,170,091 A	8/1939	Peterson et al.	40/20
D140,162 S	* 1/1945	Drell	D11/223
2,601,424 A	6/1952	Baker	24/49
2,659,169 A	11/1953	Brennan	40/1.5
2,752,764 A	7/1956	Lederer	63/29
2,880,487 A	4/1959	Ryan	24/113

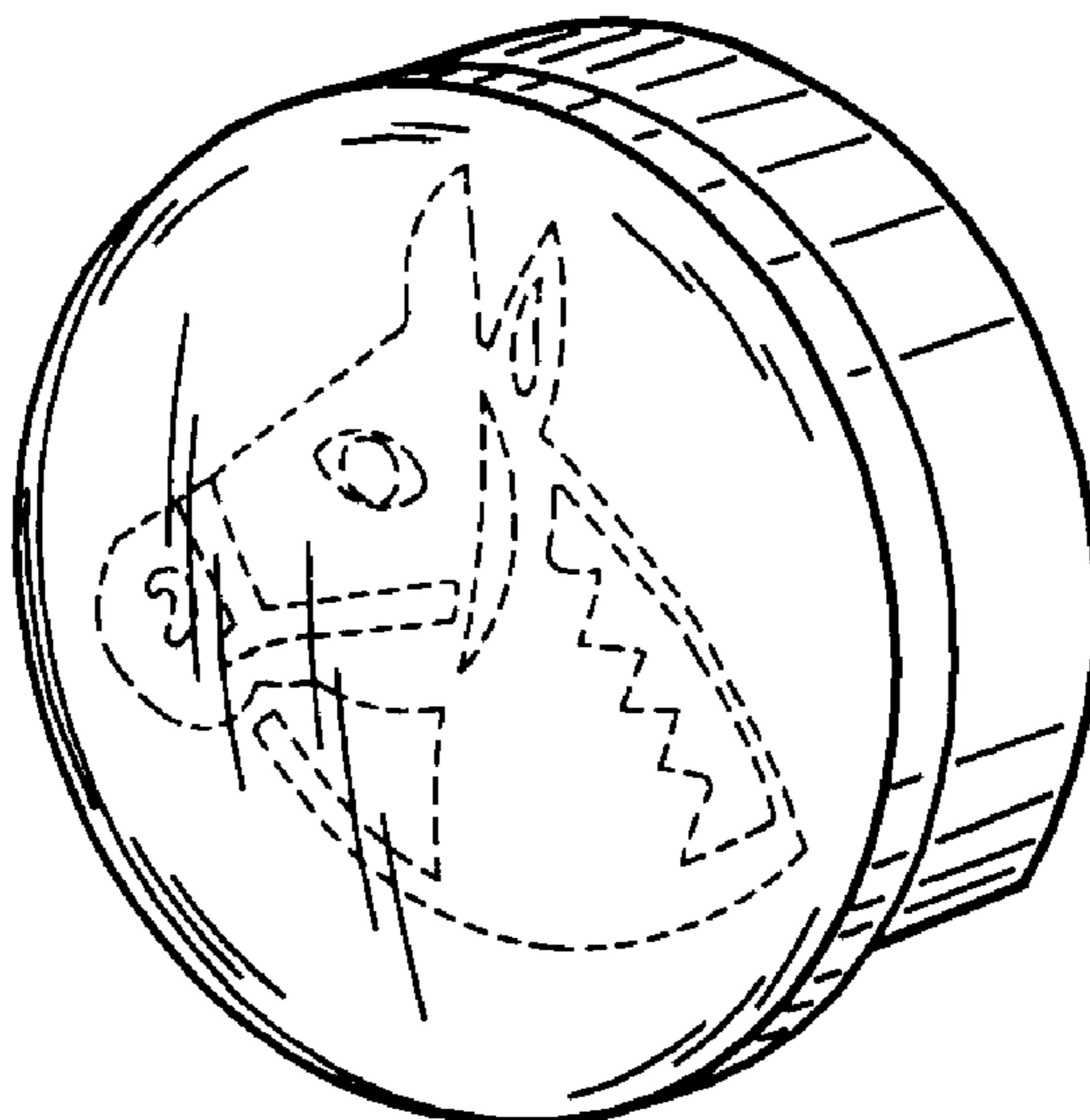
(57) **CLAIM**

The ornamental design for a button cover, as shown and described.

DESCRIPTION

FIG. 1 is a perspective front and right side view of a button cover showing our new design;
FIG. 2 is a perspective rear and right side view thereof;
FIG. 3 is another perspective front and right side view thereof with the disc cover plate detached from the cylindrical base;
FIG. 4 is a front view thereof;
FIG. 5 is a rear view thereof;
FIG. 6 is a left side view thereof; the right side view being a mirror image; and,
FIG. 7 is a bottom view thereof.
The dashed-line disclosure of a horse head in FIGS. 1, 3 and 4 is for illustrative purposes only and forms no part of the claimed design.

1 Claim, 1 Drawing Sheet



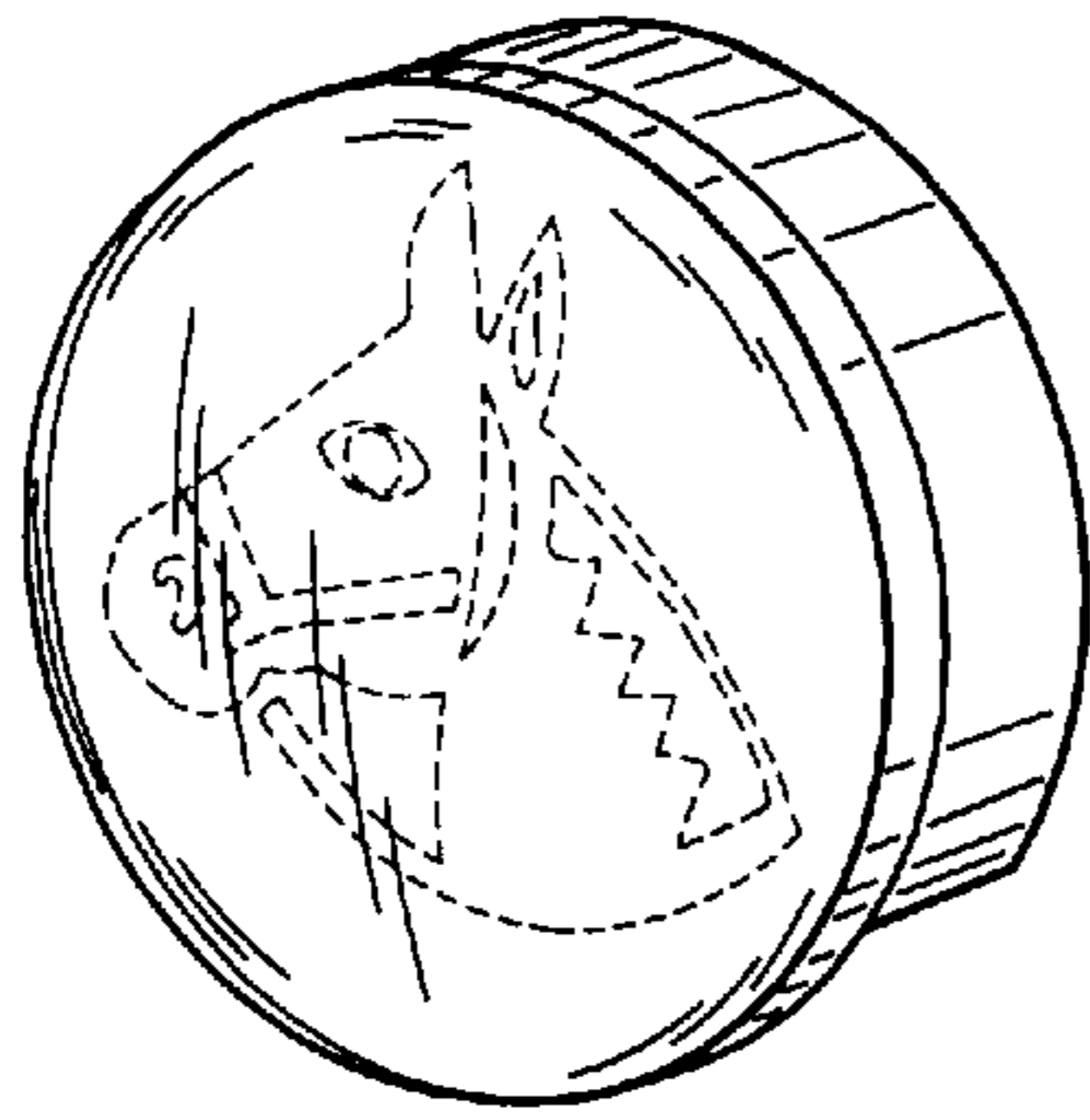


FIG. 1

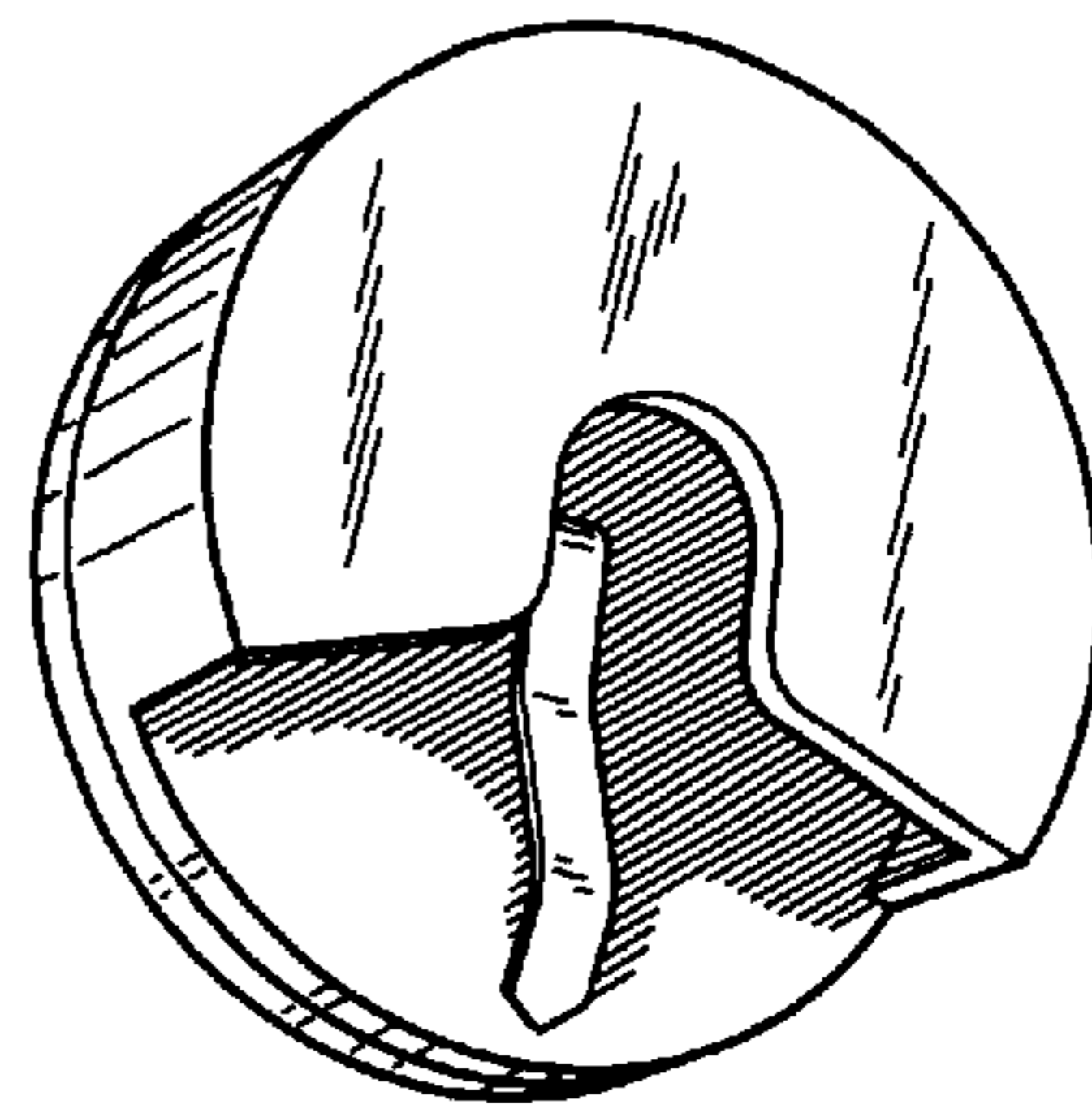


FIG. 2

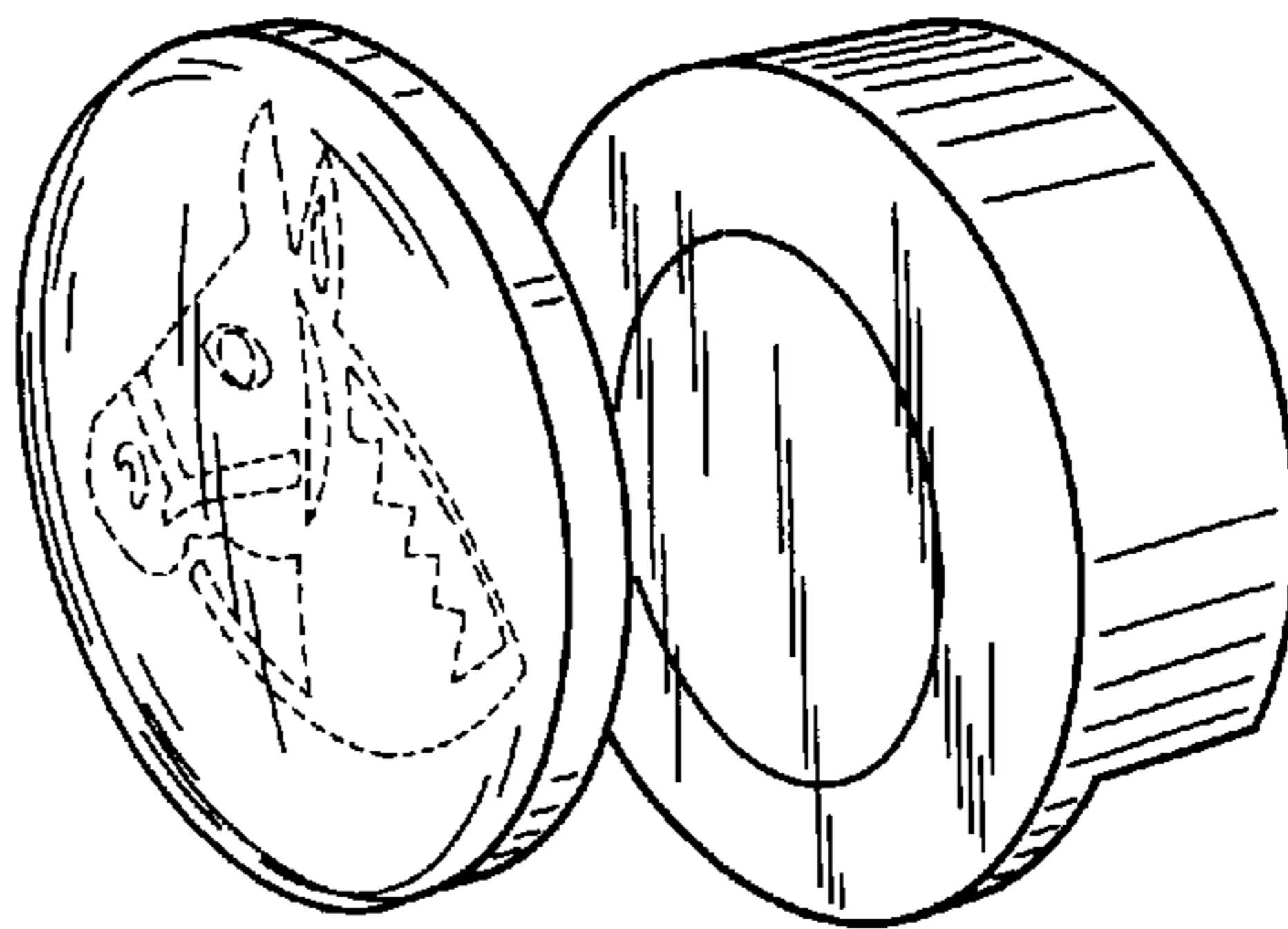


FIG. 3




FIG. 4

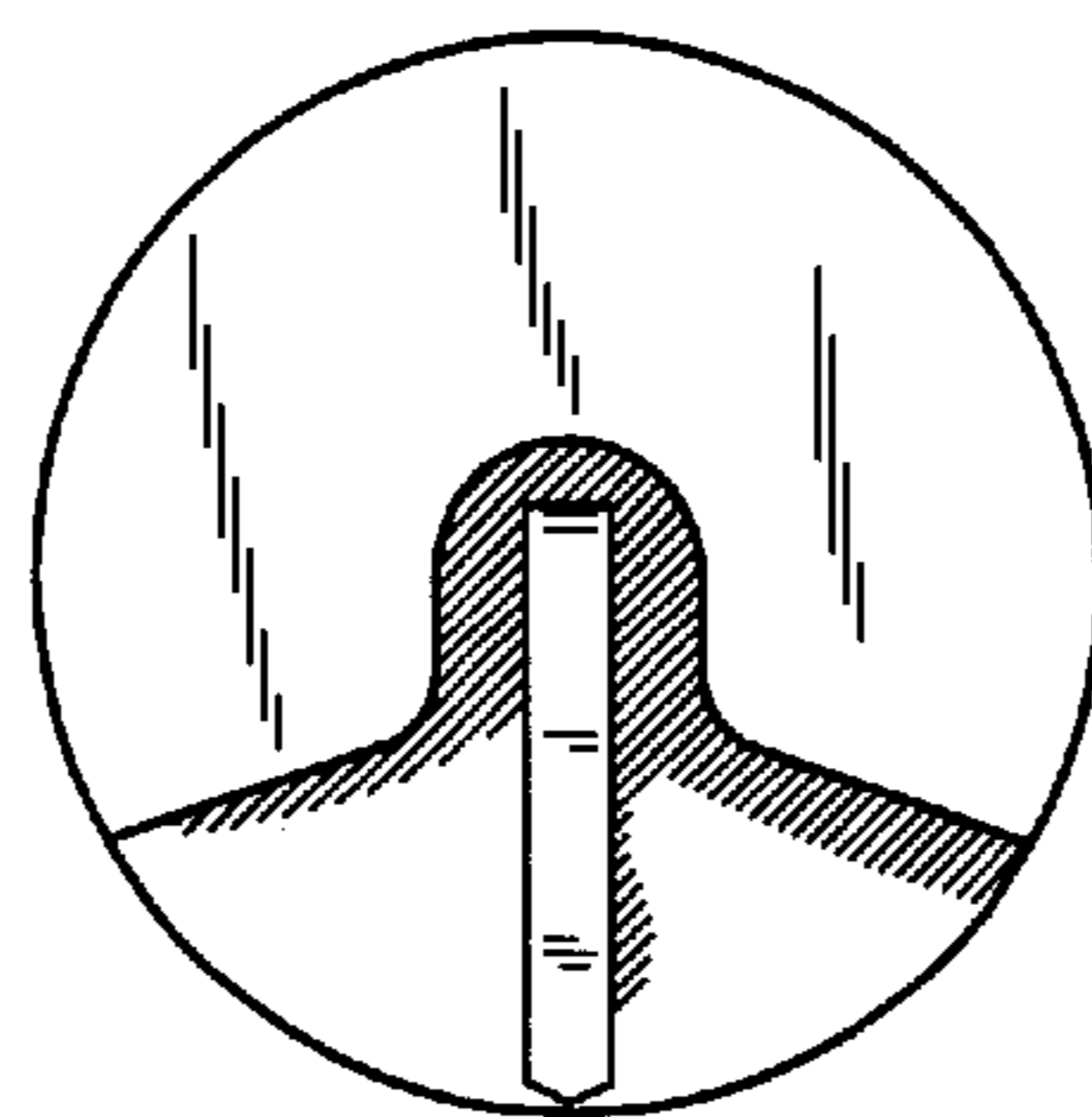


FIG. 5

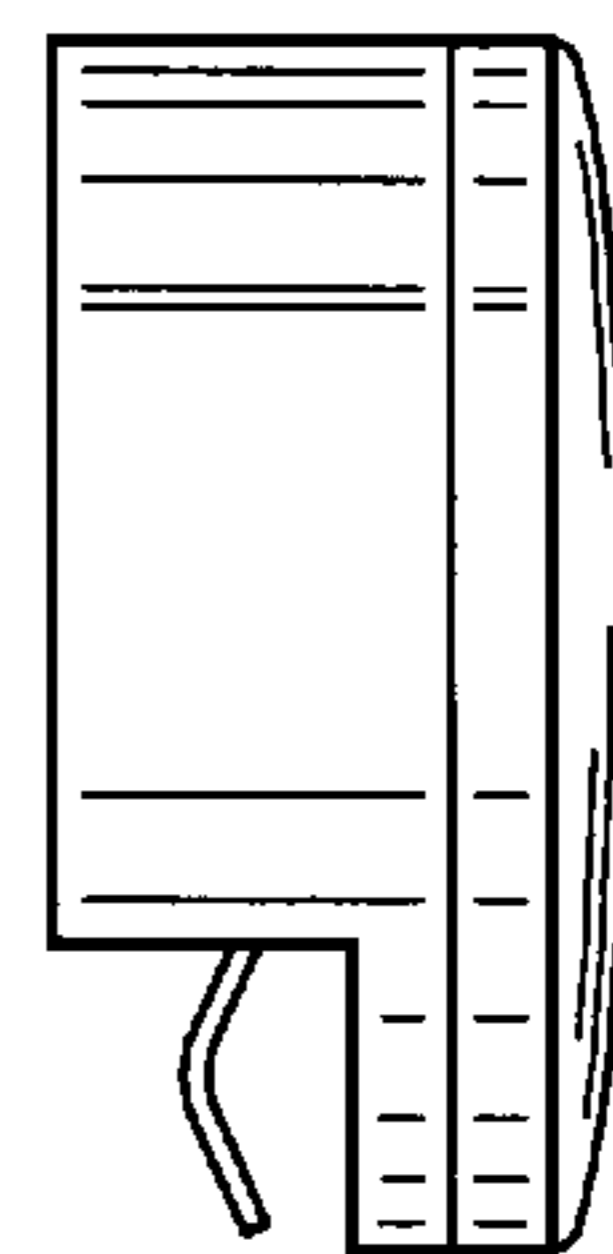


FIG. 6

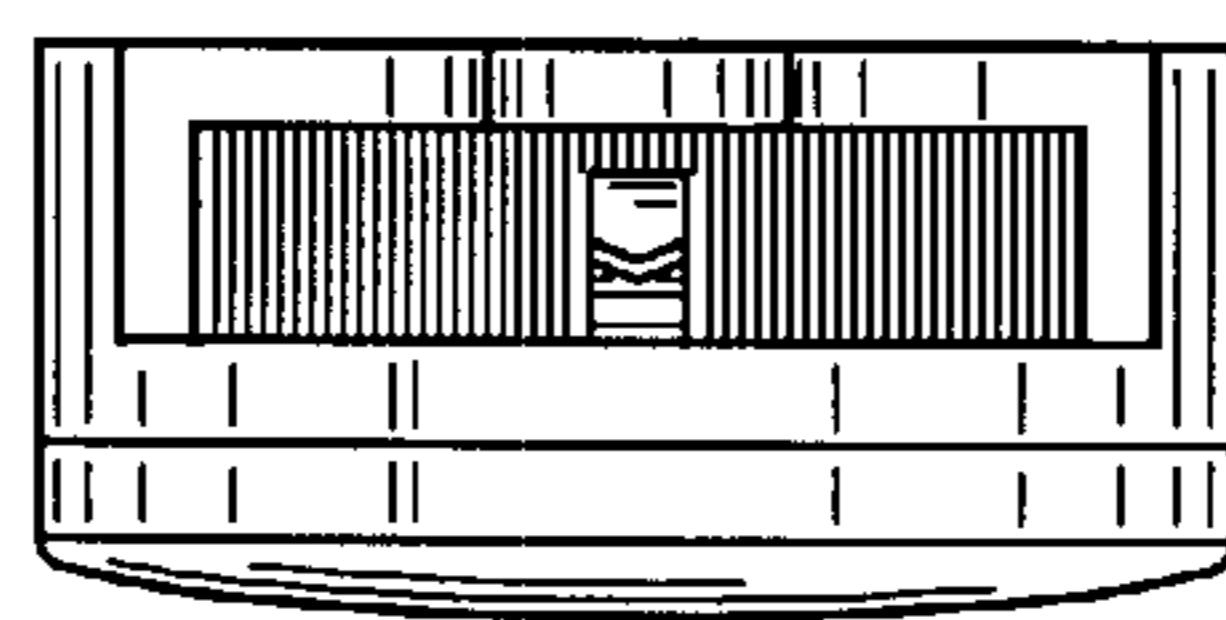


FIG. 7