



US00D475306S

(12) **United States Design Patent**
Modolo

(10) **Patent No.:** **US D475,306 S**

(45) **Date of Patent:** **** Jun. 3, 2003**

(54) **WATCH**

(75) **Inventor:** **Dino Modolo**, La Chaux-de-Fonds
(CH)

(73) **Assignee:** **Luxury Timepieces International SA**,
Neuchatel (CH)

(**) **Term:** **14 Years**

(21) **Appl. No.:** **29/162,185**

(22) **Filed:** **Jun. 12, 2002**

(30) **Foreign Application Priority Data**

Dec. 13, 2001 (XH) DMA/005 543

(51) **LOC (7) Cl.** **10-02**

(52) **U.S. Cl.** **D10/39**

(58) **Field of Search** D10/1-40, 122-132;
368/280-282, 276-277, 285

(56) **References Cited**

U.S. PATENT DOCUMENTS

D423,375 S * 4/2000 Dumas D10/33
D432,028 S * 10/2000 Burgener D10/32

D432,434 S * 10/2000 Hysek D10/30
D445,697 S * 7/2001 Hysek D10/30
D461,725 S * 8/2002 Bodino D10/32

OTHER PUBLICATIONS

Swiss Watch & Jewelry Journal—Apr. 1979—p. 404—
watch at right.*

* cited by examiner

Primary Examiner—Nelson C. Holtje

(74) *Attorney, Agent, or Firm*—Sughrue Mion, PLLC

(57) **CLAIM**

The ornamental design for a watch, as shown.

DESCRIPTION

FIG. 1 is a perspective view of the front and one side of a
watch showing my new design;
FIG. 2 is a front view thereof;
FIG. 3 is a rear view thereof;
FIG. 4 is a right side view thereof;
FIG. 5 is a left side view thereof;
FIG. 6 is an end view of one end thereof; and,
FIG. 7 is an end view of an opposite end thereof.

1 Claim, 2 Drawing Sheets



FIG. 1




FIG. 2




FIG. 3




FIG. 4




FIG. 6




FIG. 5




FIG. 7

