



US00D475281S

(12) **United States Design Patent**
Cummings

(10) **Patent No.:** **US D475,281 S**

(45) **Date of Patent:** **** Jun. 3, 2003**

(54) **DISPENSER**

FOREIGN PATENT DOCUMENTS

(75) Inventor: **Bruce Cummings**, New York, NY (US)

AU 108703 12/1988

AU 105966 4/1989

(73) Assignee: **Colgate-Palmolive Company**, New York, NY (US)

AU 114205 10/1991

AU 120688 2/1993

(**) Term: **14 Years**

AU 123390 8/1994

AU 123391 8/1994

(21) Appl. No.: **29/155,040**

AU 132292 5/1997

AU 135448 5/1998

(22) Filed: **Jan. 31, 2002**

AU 136663 7/1998

AU 136058 12/1998

(51) **LOC (7) Cl.** **09-01**

AU 140301 9/1999

AU 142574 5/2000

(52) **U.S. Cl.** **D9/338**

CA 88252 11/1999

CA 88254 11/1999

(58) **Field of Search** D9/337-339, 516,
D9/520, 549, 542, 574; D19/66, 70, 71;
D28/7; 206/204, 229, 581, 823; 221/135,
208, 210; 222/173, 175, 251; 401/49, 55,
68, 75, 82, 208-209, 212-213, 126, 130

FR 156547 7/1976

FR 156548 7/1976

FR 180041 4/1980

FR 180042 4/1980

FR 268615 12/1989

FR 036028 5/1995

FR 440796 11/1995

(56) **References Cited**

U.S. PATENT DOCUMENTS

- D252,014 S 6/1979 Furlong et al. D9/117
- D262,265 S * 12/1981 Hadtke et al. D9/339
- D332,749 S * 1/1993 Pizar D9/529
- D334,427 S 3/1993 Palazzolo et al. D24/176
- D357,413 S 4/1995 Kornick et al. D9/503
- D371,304 S 7/1996 Onneweer D9/503
- D382,811 S 8/1997 Kotyuk, Jr. et al. D9/542
- D400,094 S 10/1998 Poisson et al. D9/338
- D407,636 S 4/1999 Poisson et al. D9/338
- D414,690 S * 10/1999 Hutchinson et al. D9/338
- D415,020 S 10/1999 Hutchinson et al. D9/338
- D415,021 S * 10/1999 Hutchinson et al. D9/338
- D418,754 S 1/2000 Hutchinson et al. D9/445
- D422,902 S 4/2000 Kikuchi D9/300
- D426,773 S 6/2000 Warner et al. D9/503
- D427,521 S 7/2000 Smith et al. D9/338
- D431,457 S 10/2000 Bunce et al. 9/338
- D437,230 S * 2/2001 Andrew D9/516
- D459,996 S * 7/2002 Kuzma et al. D9/549
- D460,694 S * 7/2002 Llusca D9/529
- 2001/0002962 A1 6/2001 Baines et al. 401/175

(List continued on next page.)

Primary Examiner—Ted Shooman

Assistant Examiner—Daniel Bui

(74) *Attorney, Agent, or Firm*—Michael J. McGreal

(57) **CLAIM**

The ornamental design for a dispenser, as shown and described.

DESCRIPTION

- FIG. 1 is a perspective view of the dispenser of my design
- FIG. 2 is a front elevation view thereof.
- FIG. 3 is a rear elevation view thereof.
- FIG. 4 is a right side elevation view thereof.
- FIG. 5 is a left side elevation view thereof.
- FIG. 6 is a top plan view thereof; and,
- FIG. 7 is a bottom plan view thereof.

1 Claim, 6 Drawing Sheets



FOREIGN PATENT DOCUMENTS

FR	440797	11/1995	FR	467101	6/1997
FR	440798	11/1995	FR	482836	10/1997
FR	440801	11/1995	FR	482839	10/1997
FR	440802	11/1995	FR	482842	10/1997
FR	425751	12/1995	FR	486998	11/1997
FR	425752	12/1995	FR	487003	11/1997
FR	425756	12/1995	FR	487005	11/1997
FR	425757	12/1995	FR	487009	11/1997
FR	425758	12/1995	FR	487011	11/1997
FR	416594	1/1996	FR	503039	5/1998
FR	416595	1/1996	FR	510456	8/1998
FR	416596	1/1996	FR	510457	8/1998
FR	416597	1/1996	FR	510458	8/1998
FR	416598	1/1996	FR	510459	8/1998
FR	416599	1/1996	FR	512972	9/1998
FR	416600	1/1996	FR	512973	9/1998
FR	416601	1/1996	FR	512974	9/1998
FR	416602	1/1996	FR	512975	9/1998
FR	416603	1/1996	FR	048248	2/1999
FR	425755	4/1996	FR	623980	2/2001
FR	425759	4/1996	FR	623981	2/2001
FR	454773	2/1997	FR	623982	2/2001
FR	454774	2/1997	FR	623983	2/2001
FR	454775	2/1997	FR	623984	2/2001
FR	458130	3/1997	GB	2036770	12/1994
FR	458131	3/1997	GB	2073356	12/1998
FR	458132	3/1997	GB	2075791	12/1998
FR	458133	3/1997	GB	2082355	6/1999
FR	458134	3/1997	GB	2076928	9/1999
FR	458135	3/1997	GB	2076930	12/1999
FR	458136	3/1997	GB	2094904	9/2000
FR	458137	3/1997	JP	1066317	2/1998
FR	458150	3/1997	JP	1011194	5/1998
FR	458153	3/1997	JP	1050636	9/1998
FR	458154	3/1997	WO	038107	11/1996
FR	486987	4/1997	WO	016571	3/2000
FR	486995	4/1997	WO	047432	8/2000
FR	486996	4/1997			

* cited by examiner

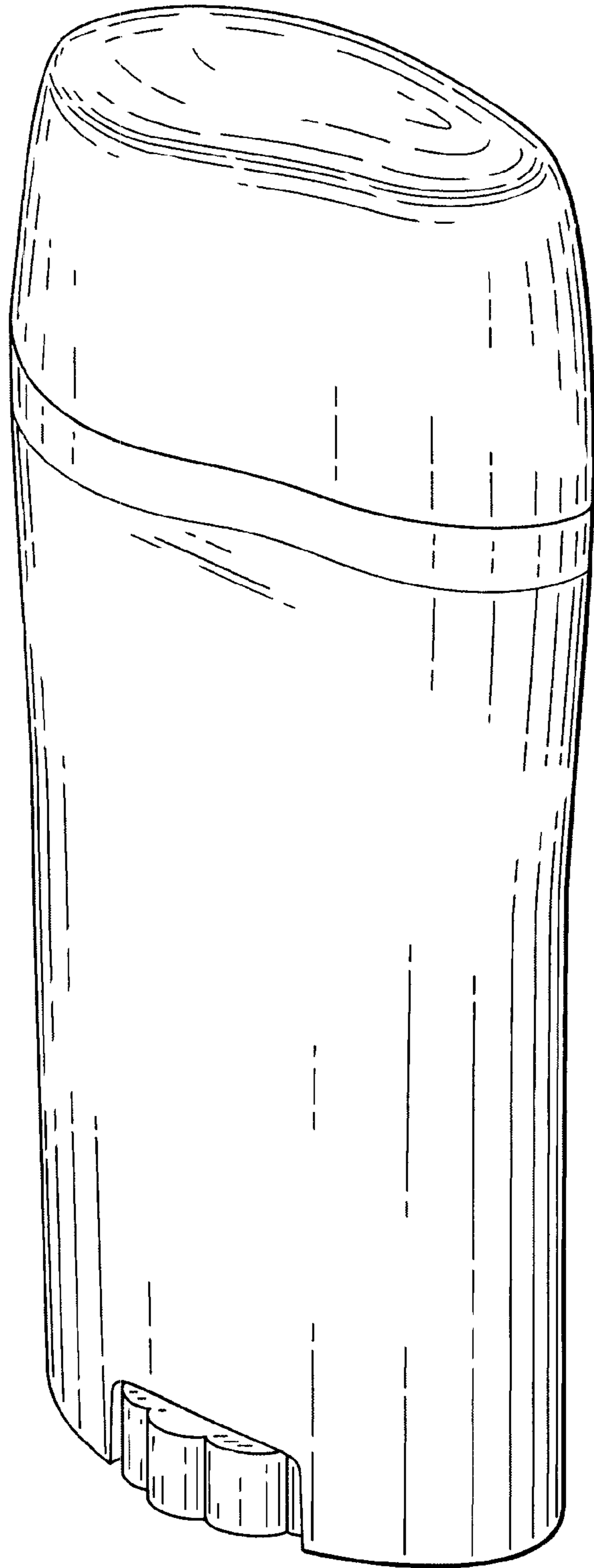


FIG. 1

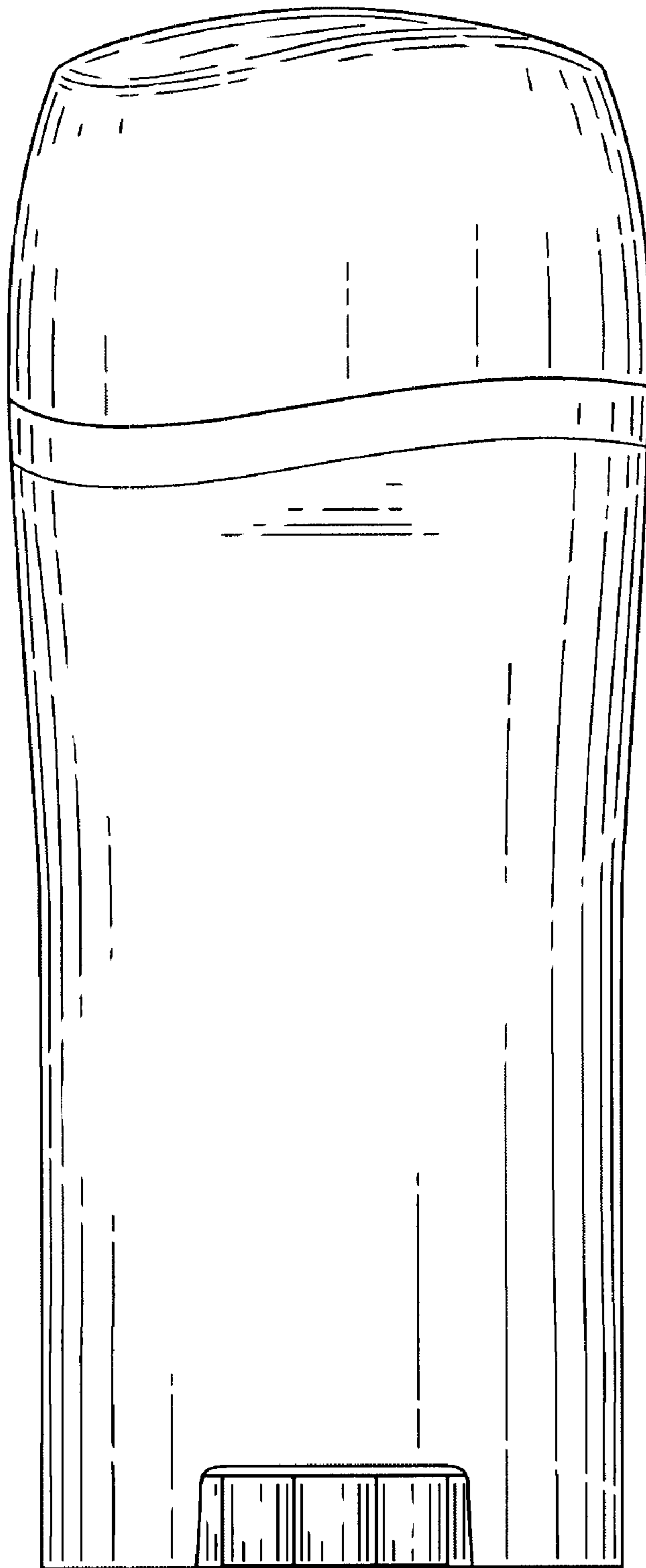


FIG. 2




FIG. 3

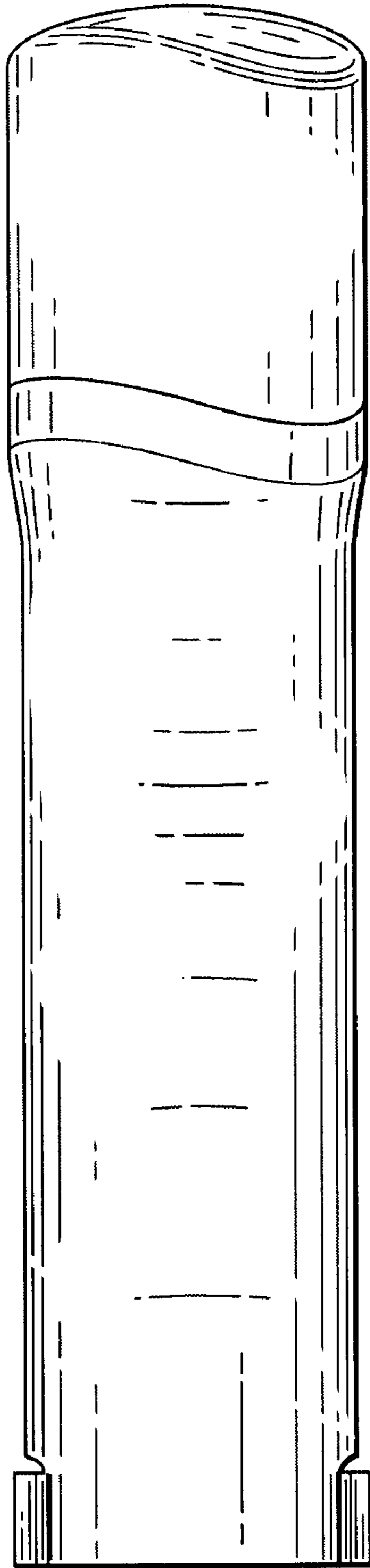


FIG. 4

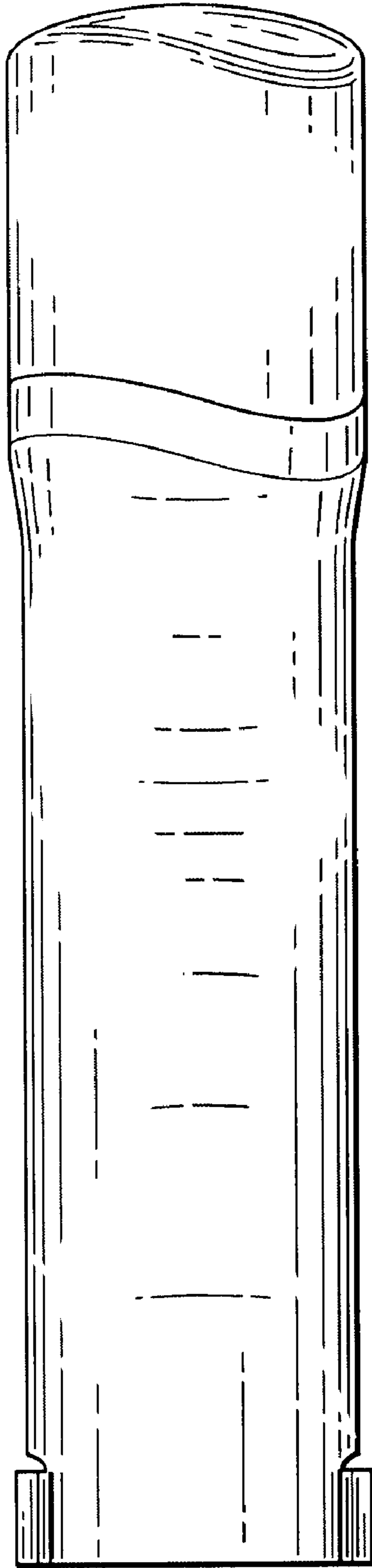


FIG. 5

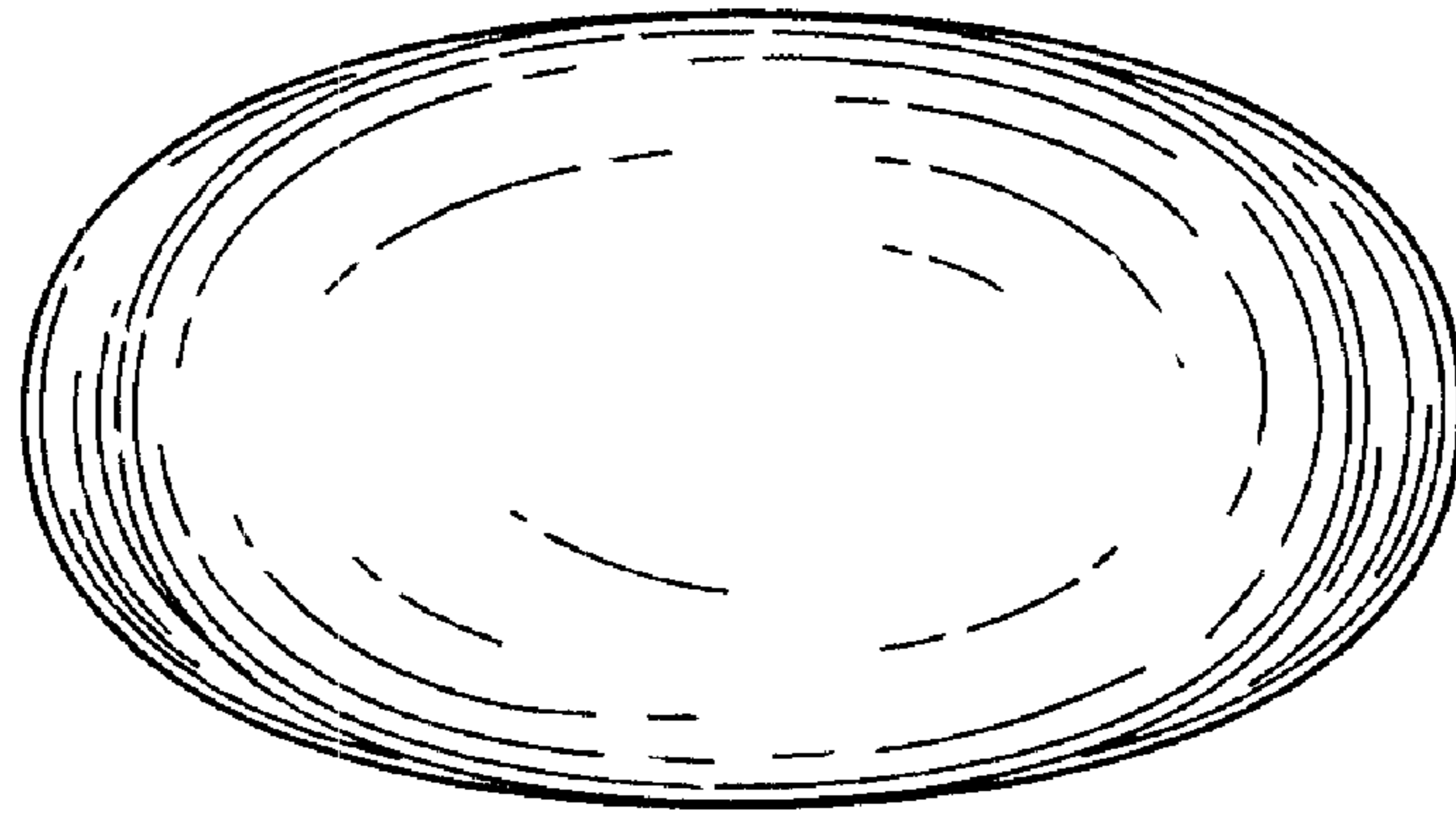


FIG. 6

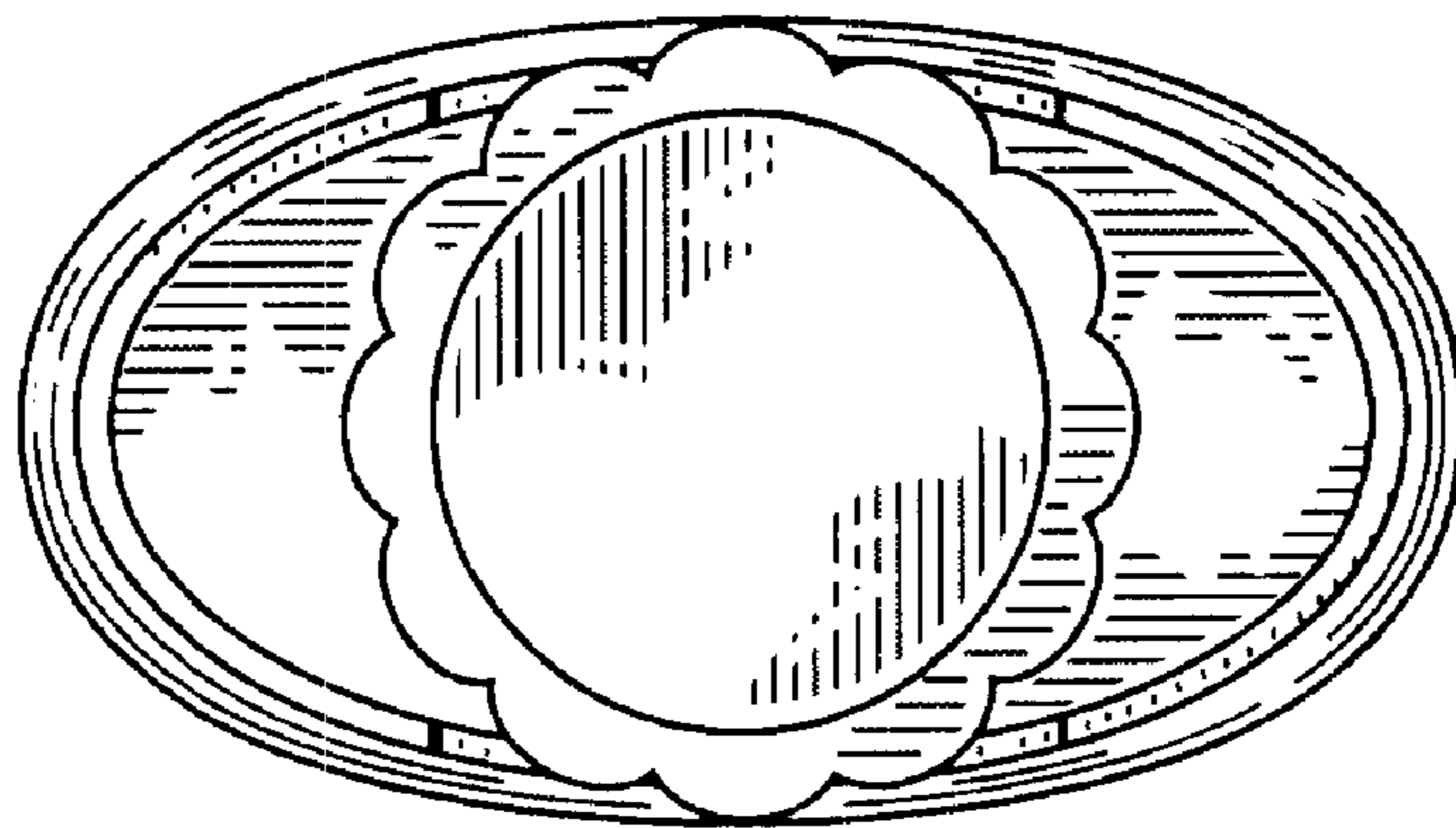


FIG. 7