



US00D475276S

(12) **United States Design Patent**  
**Kelleghan**

(10) **Patent No.:** **US D475,276 S**

(45) **Date of Patent:** **\*\* Jun. 3, 2003**

(54) **PEANUT SHAPED CARABINER**

(75) **Inventor:** **Brian James Kelleghan**, Longmont, CO (US)

(73) **Assignee:** **Bison Designs, L.L.C.**, Longmont, CO (US)

(\*\*) **Term:** **14 Years**

(21) **Appl. No.:** **29/165,093**

(22) **Filed:** **Aug. 5, 2002**

(51) **LOC (7) Cl.** ..... **08-05**

(52) **U.S. Cl.** ..... **D8/356**

(58) **Field of Search** ..... D1/104, 115, 120, D1/126; D8/333, 356, 367, 370, 383; D11/133, 157, 200, 211; 24/583.1, 587.1, 588.1, 588.11, 594.11, 598.1, 598.2, 598.3, 598.4, 599.1, 599.2, 599.5, 599.6, 599.7, 599.8, 599.9, 600.1, 600.3, 600.9, 601.5; 248/231.9, 231.91, 925; 294/82.17, 82.19, 82.2; 428/7, 13, 28

(56) **References Cited**

**U.S. PATENT DOCUMENTS**

D271,465 S	11/1983	Boissonnet	
5,329,675 A	7/1994	McLean et al.	
D355,583 S	* 2/1995	Beauchane	..... D8/356
5,463,798 A	11/1995	Wurzer	
D447,680 S	9/2001	Kelleghan	
D447,681 S	9/2001	Kelleghan	
D447,932 S	9/2001	Kelleghan	
D448,276 S	9/2001	Brian James Kelleghan	
D454,054 S	3/2002	Brian James Kelleghan	
D456,736 S	* 5/2002	Copp et al.	..... D11/125

**OTHER PUBLICATIONS**

U.S. patent application Ser. No. 29/155,255, Brian James Kelleghan, filed Feb. 2, 2002.

U.S. patent application Ser. No. 29/127,750, Brian James Kelleghan, filed Aug. 11, 2000.

U.S. patent application Ser. No. 29/155,256, Brian James Kelleghan, filed Feb. 5, 2002.

U.S. patent application Ser. No. 29/133,561, Brian James Kelleghan, filed Dec. 14, 2000.

U.S. patent application Ser. No. 29/135,353, Brian James Kelleghan, filed Jan. 10, 2001.

U.S. patent application Ser. No. 29/163,075, Kelleghan, filed Jun. 26, 2002.

U.S. patent application Ser. No. 29/128,297, Kelleghan, filed Aug. 22, 2000.

\* cited by examiner

*Primary Examiner*—Robert M. Spear

*Assistant Examiner*—Elizabeth Albert

(74) *Attorney, Agent, or Firm*—Rick Martin; Patent Law Offices of Rick Martin, P.C.

(57) **CLAIM**

The ornamental design for a peanut shaped carabiner, as shown and described.

**DESCRIPTION**

FIG. 1 is a top plan view of my new design for a peanut shaped carabiner, the bottom plan view being a mirror image thereof;

FIG. 2 is a left side elevation view of FIG. 1.

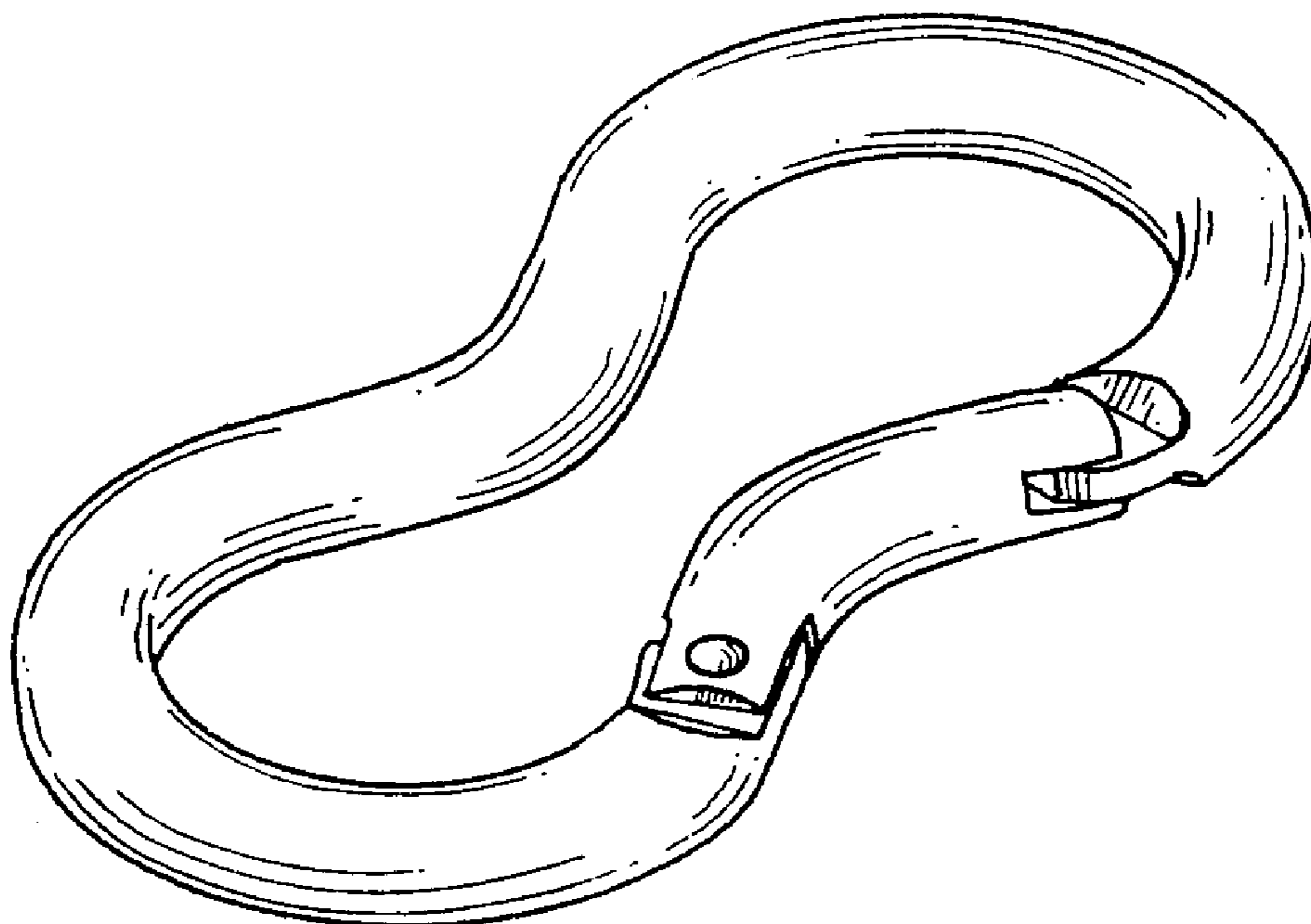
FIG. 3 is a right side elevation view of FIG. 1.

FIG. 4 is a front side elevation view of FIG. 1.

FIG. 5 is a rear side elevation view of FIG. 1; and,

FIG. 6 is a top perspective view of FIG. 1.

**1 Claim, 1 Drawing Sheet**






FIG. 4

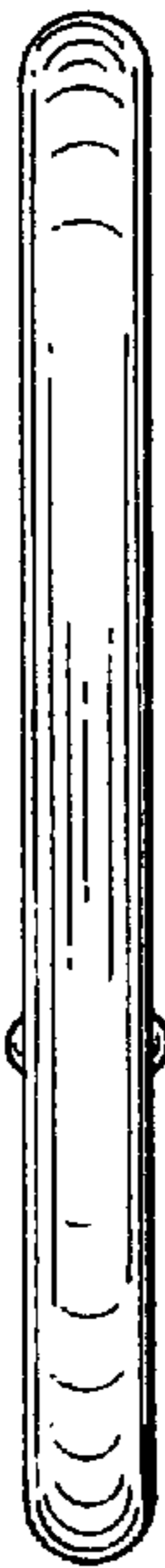


FIG. 2

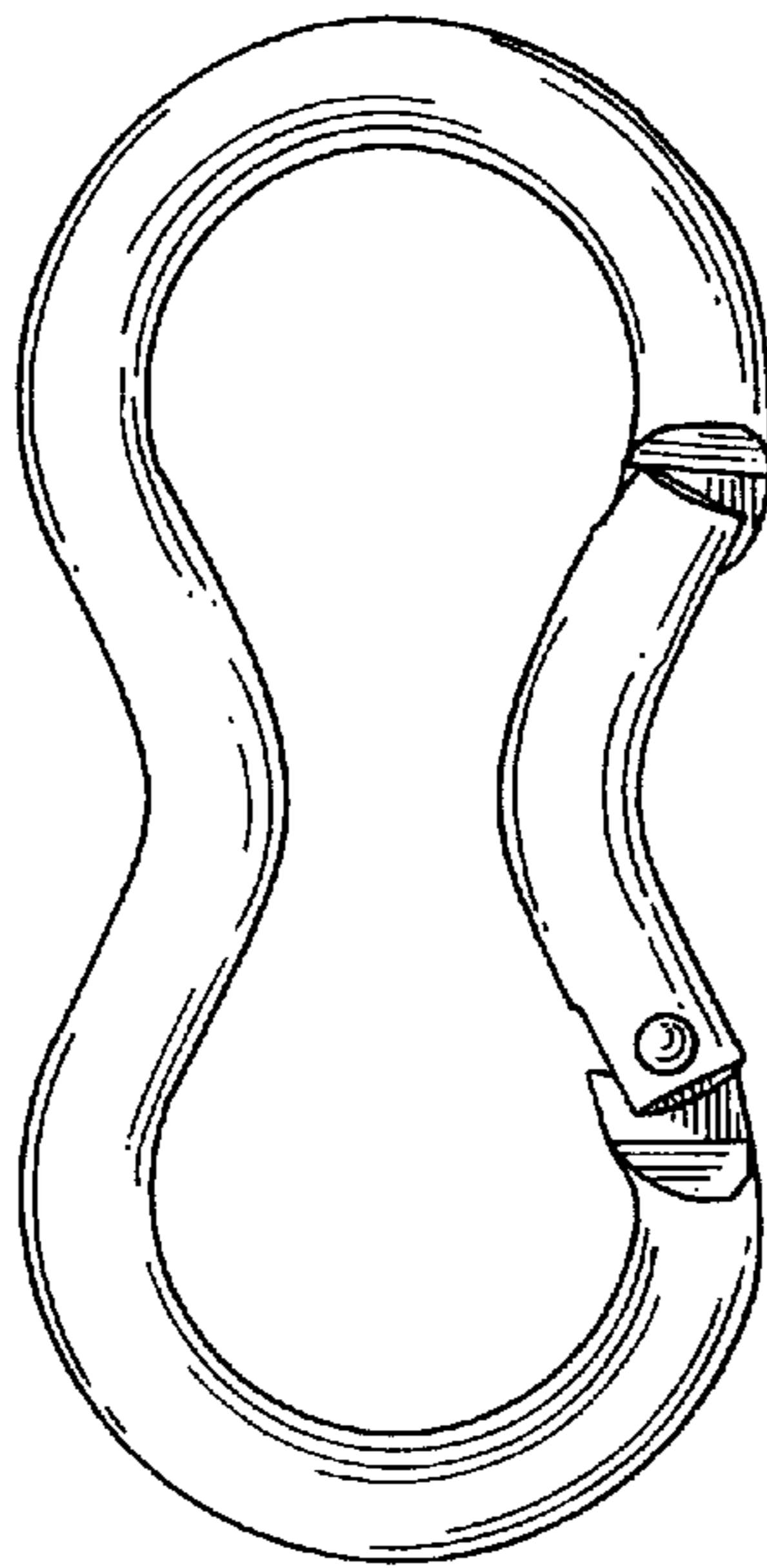


FIG. 1



FIG. 3




FIG. 5

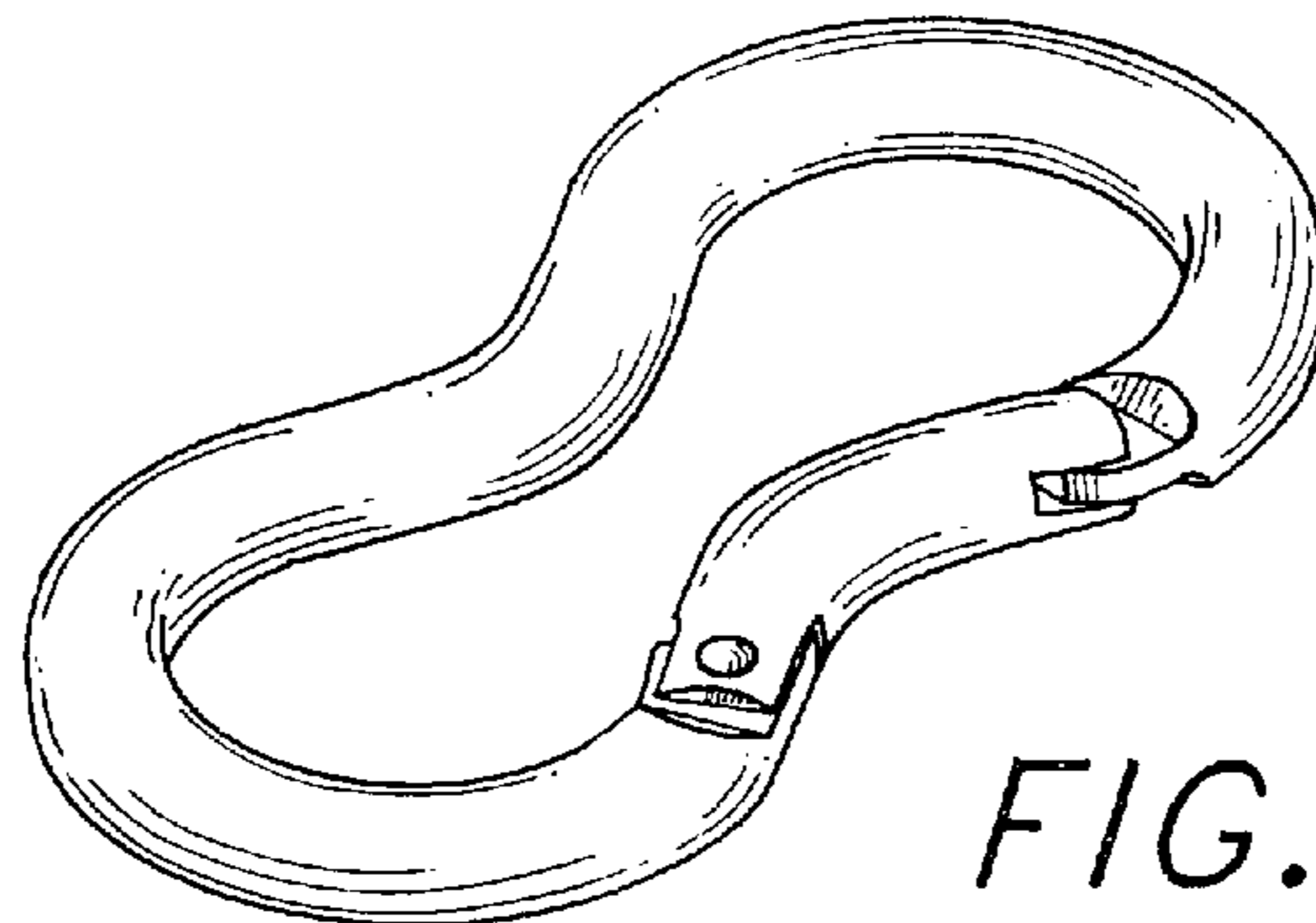


FIG. 6