



US00D475246S

(12) **United States Design Patent**
Jørgensen

(10) **Patent No.: US D475,246 S**

(45) **Date of Patent: ** Jun. 3, 2003**

(54) **SQUARE DISH**

(75) Inventor: **Carsten Jørgensen, St. Niklausen (CH)**

(73) Assignee: **PI-Design AG, Triengen (CH)**

(**) Term: **14 Years**

(21) Appl. No.: **29/146,752**

(22) Filed: **Aug. 16, 2001**

(30) **Foreign Application Priority Data**

Feb. 23, 2001 (DK) MA 2001 00241

(51) **LOC (7) Cl. 07-01**

(52) **U.S. Cl. D7/545**

(58) **Field of Search** D7/584-587, 550.1,
D7/555-559, 566-570, 543-545, 548, 610;
220/574, 575

(56) **References Cited**

U.S. PATENT DOCUMENTS

- D35,475 S * 12/1901 Springer D7/550.1
- D113,571 S * 2/1939 Reinecke et al. D7/586
- D288,395 S * 2/1987 Ritman D7/586
- D289,245 S * 4/1987 Ritman D7/586

- D289,246 S * 4/1987 Ritman D7/584
- D289,717 S * 5/1987 Ritman D7/586
- D370,598 S * 6/1996 Koch D7/543
- D384,555 S * 10/1997 Bradley D7/545
- D432,361 S * 10/2000 Jenkins D7/554.3

* cited by examiner

Primary Examiner—Charles A. Rademaker

(74) *Attorney, Agent, or Firm*—Nath & Associates PLLC;
Gary M. Nath; Marvin C. Berkowitz

(57) **CLAIM**

The ornamental design for a square dish, as shown and described.

DESCRIPTION

FIG. 1 is an oblique perspective view of the square dish;
 FIG. 2 is a right side view of the square dish, as shown in FIG. 1;
 FIG. 3 is a left side view of the square dish;
 FIG. 4 is a front side view of the square dish;
 FIG. 5 is a back side view of the square dish;
 FIG. 6 is a top view of the square dish; and,
 FIG. 7 is a bottom view of the square dish.

1 Claim, 7 Drawing Sheets

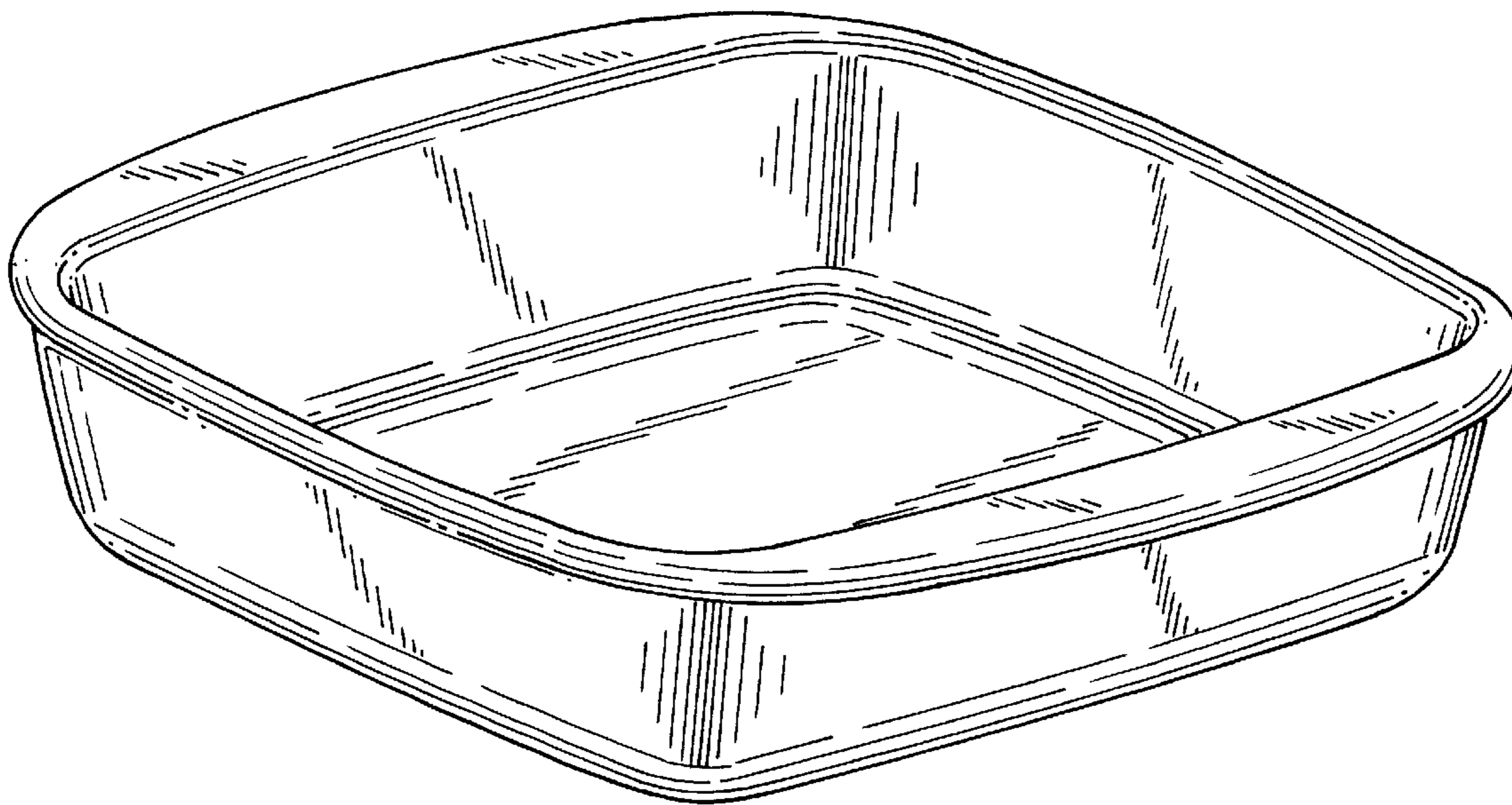


FIG. 1

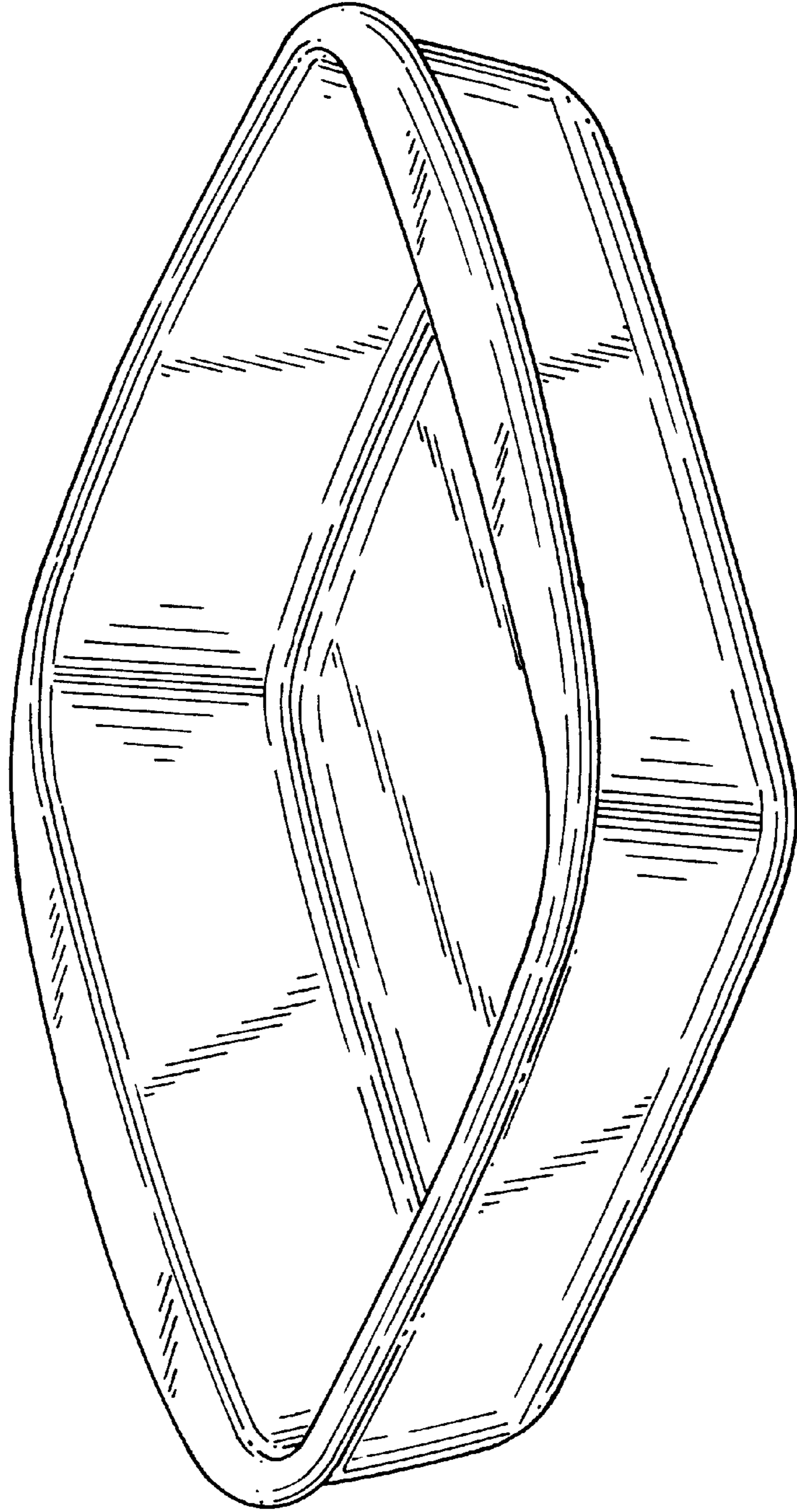


FIG. 2




FIG. 3




FIG. 4

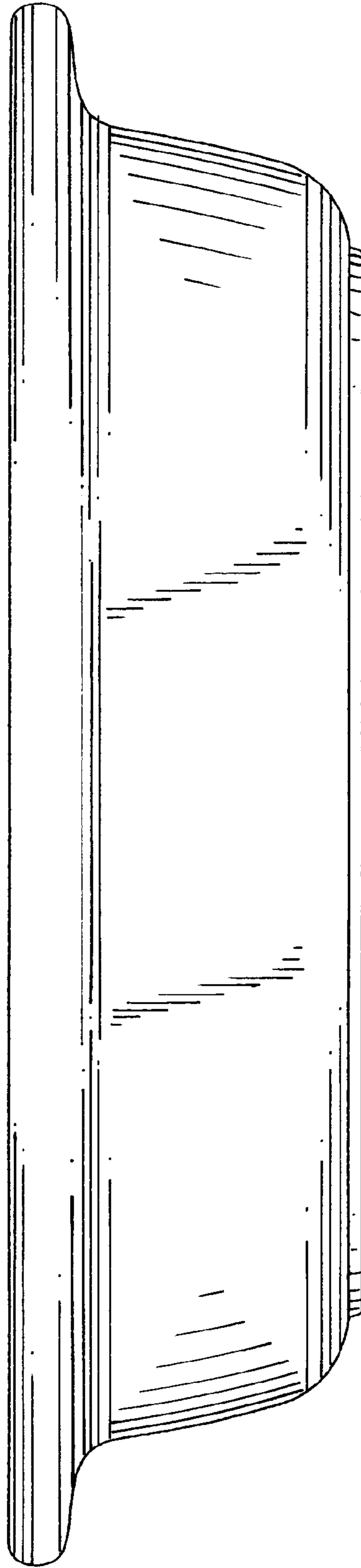


FIG. 5

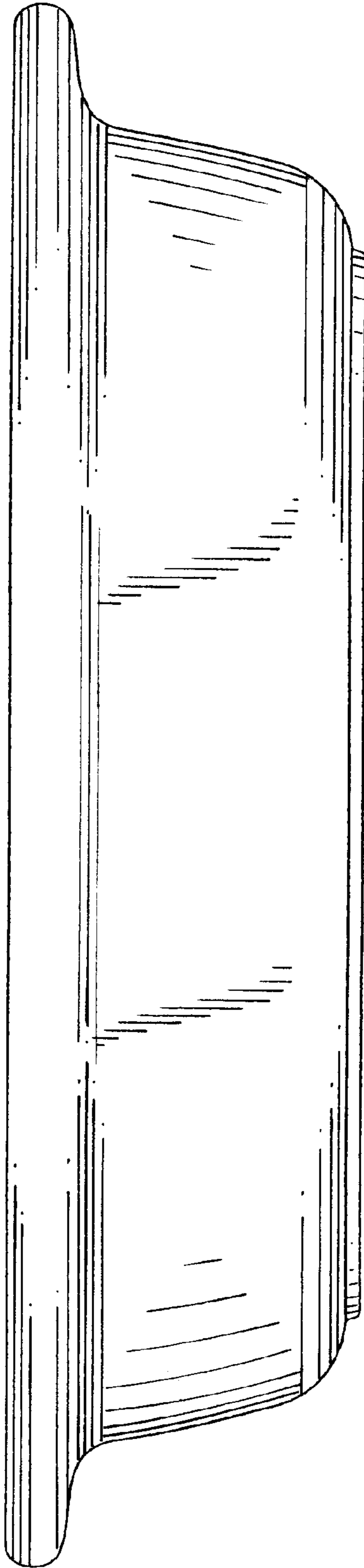


FIG. 6

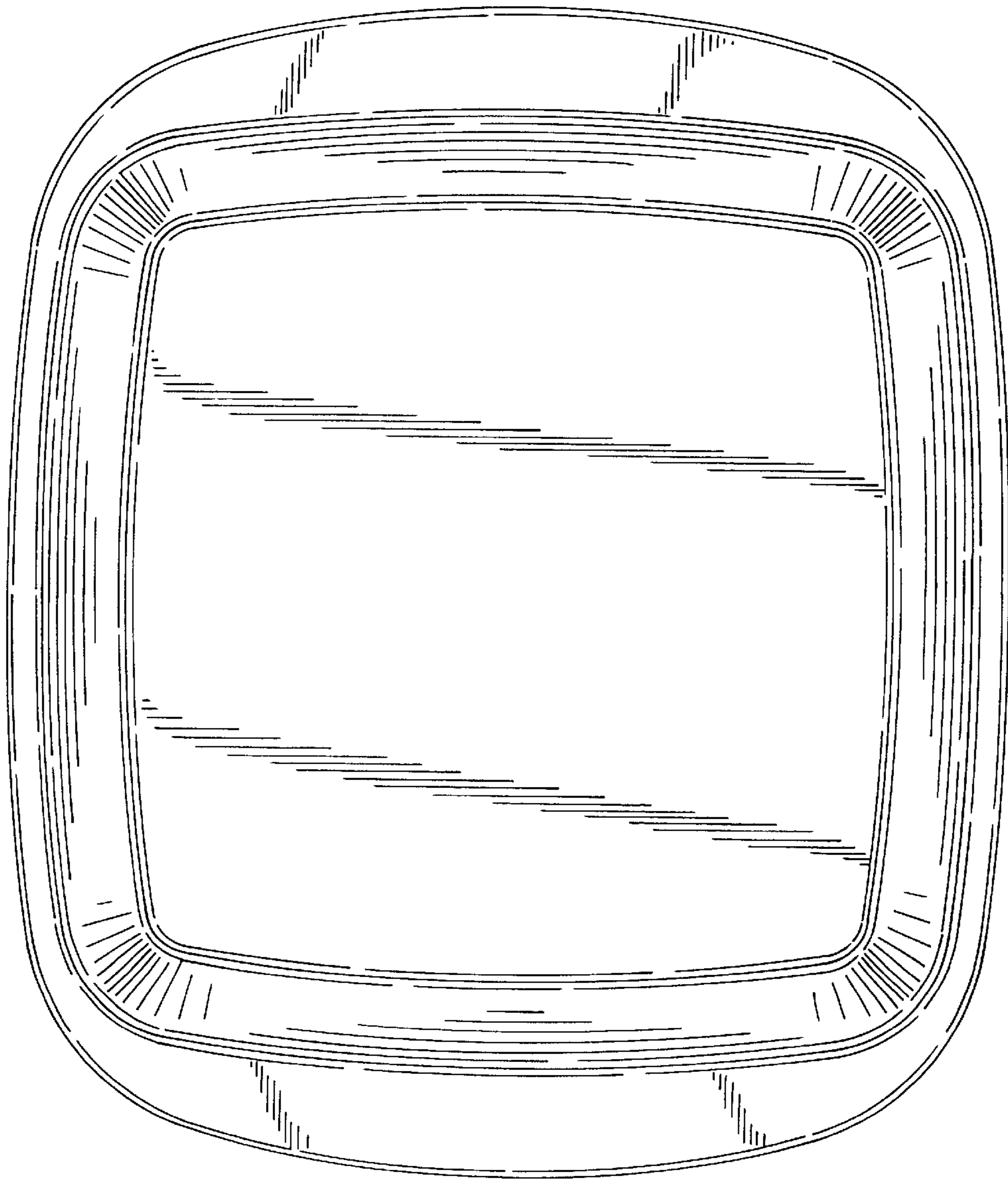


FIG. 7

