



US00D475230S

(12) **United States Design Patent**  
**Hood**

(10) **Patent No.:** **US D475,230 S**

(45) **Date of Patent:** **\*\* Jun. 3, 2003**

(54) **FISH SOAP DISH**

(76) **Inventor:** **Lance L. Hood**, 416 17<sup>th</sup> Ave. East,  
Seattle, WA (US) 98112

(\*\*) **Term:** **14 Years**

(21) **Appl. No.:** **29/159,709**

(22) **Filed:** **Apr. 26, 2002**

(51) **LOC (7) Cl.** ..... **23-02**

(52) **U.S. Cl.** ..... **D6/539**

(58) **Field of Search** ..... D6/536-540; 206/77.1,  
206/822, 557; 211/13.1, 85.4, 85.12, 126.1,  
100, 127, 149, 158; D7/539, 551.3, 628;  
D27/102, 106

(56) **References Cited**

**U.S. PATENT DOCUMENTS**

D107,899 S	*	1/1938	Welles	.....	D6/539
3,063,190 A	*	11/1962	Adelson	.....	206/77.1
D298,197 S	*	10/1988	Bussell	.....	D6/539
D357,153 S	*	4/1995	Santapa	.....	D6/539
D359,187 S	*	6/1995	Rowan	.....	D6/539

\* cited by examiner

*Primary Examiner*—Brian N. Vinson

(74) *Attorney, Agent, or Firm*—John R. Benefiel

(57) **CLAIM**

The ornamental design for a fish soap dish, as shown and described.

**DESCRIPTION**

FIG. 1 is a right side view of a soap dish according to the present invention.

FIG. 2 is a left side view of the soap dish shown in FIG. 1.

FIG. 3 is a front view of the soap dish shown in FIGS. 1-2.

FIG. 4 is a rear view of the soap dish shown in FIGS. 1-3.

FIG. 5 is a top view of the soap dish shown in FIGS. 1-4.

FIG. 6 is a bottom view of the soap dish shown in FIGS. 1-5.

FIG. 7 is a top view of the soap dish shown in FIGS. 1-6 with the top cover removed and placed to one side; and,

FIG. 8 is a perspective view of the soap dish shown in FIGS. 1-6.

**1 Claim, 1 Drawing Sheet**

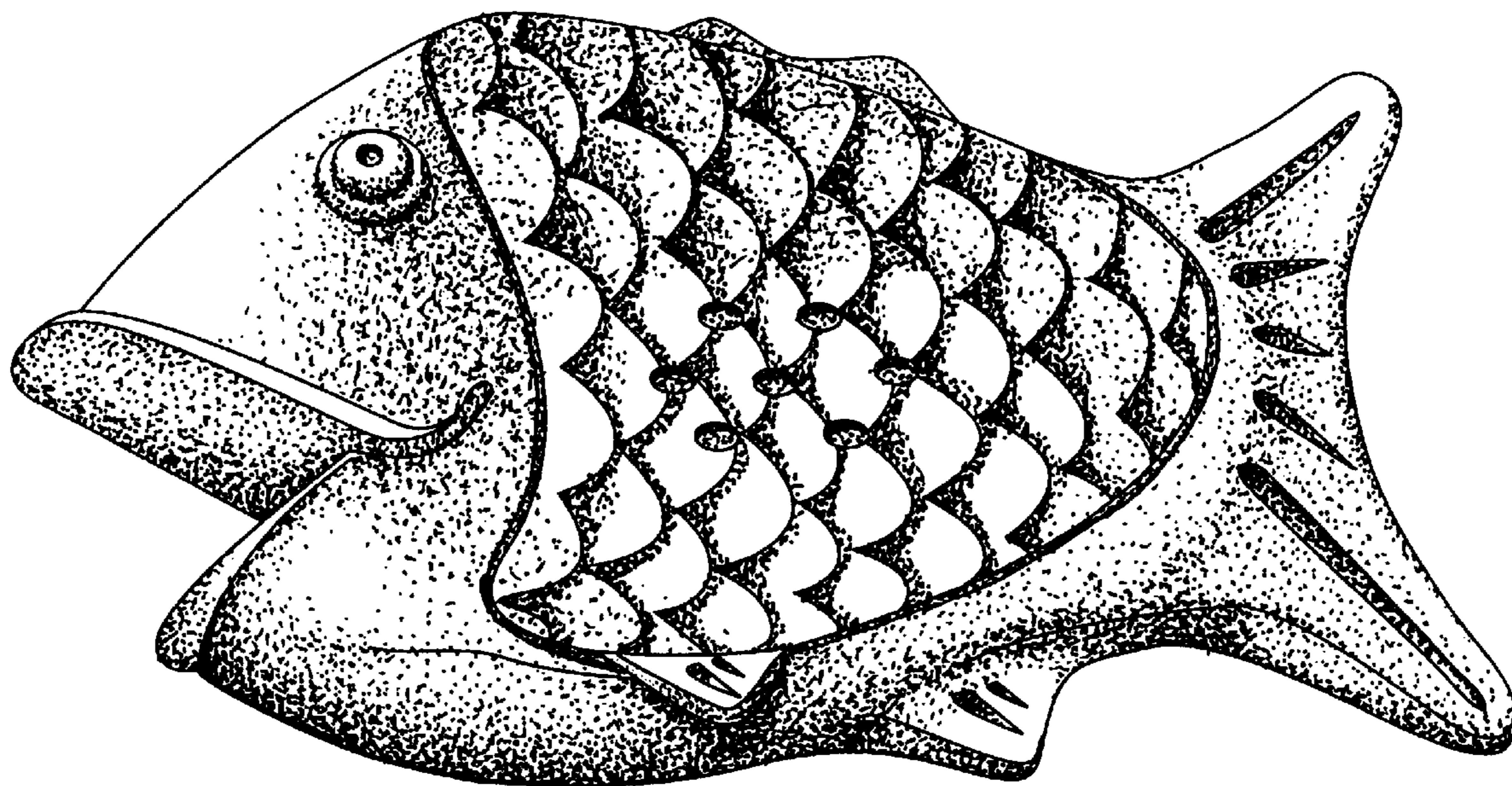




figure 1



figure 2

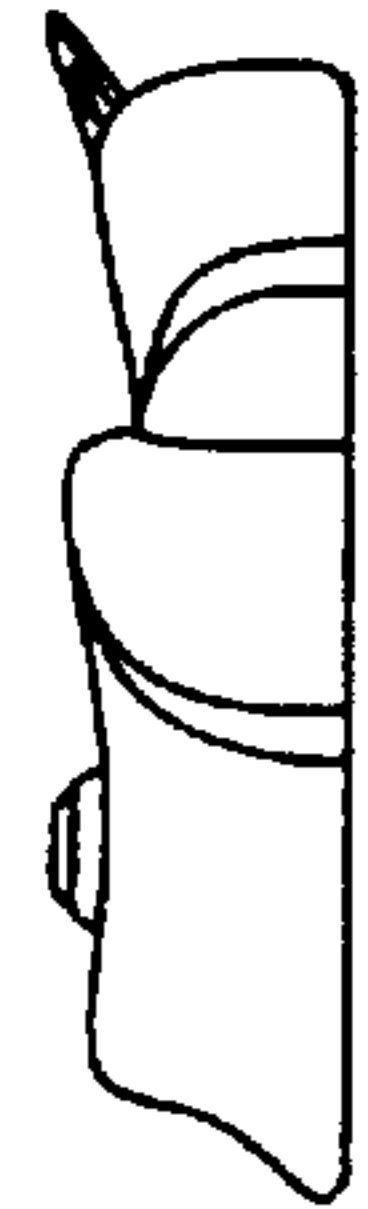


figure 3



figure 4

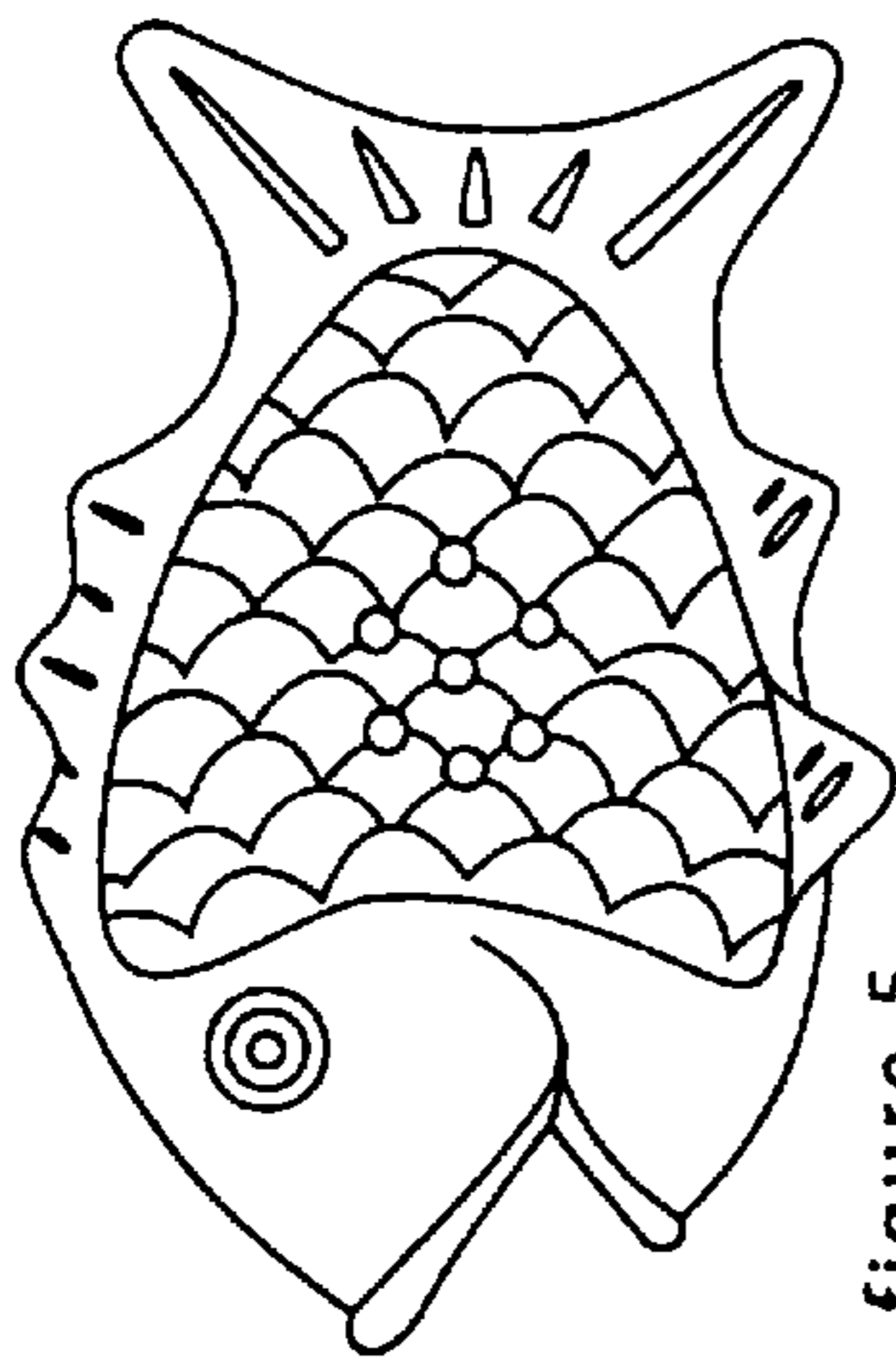


figure 5




figure 6

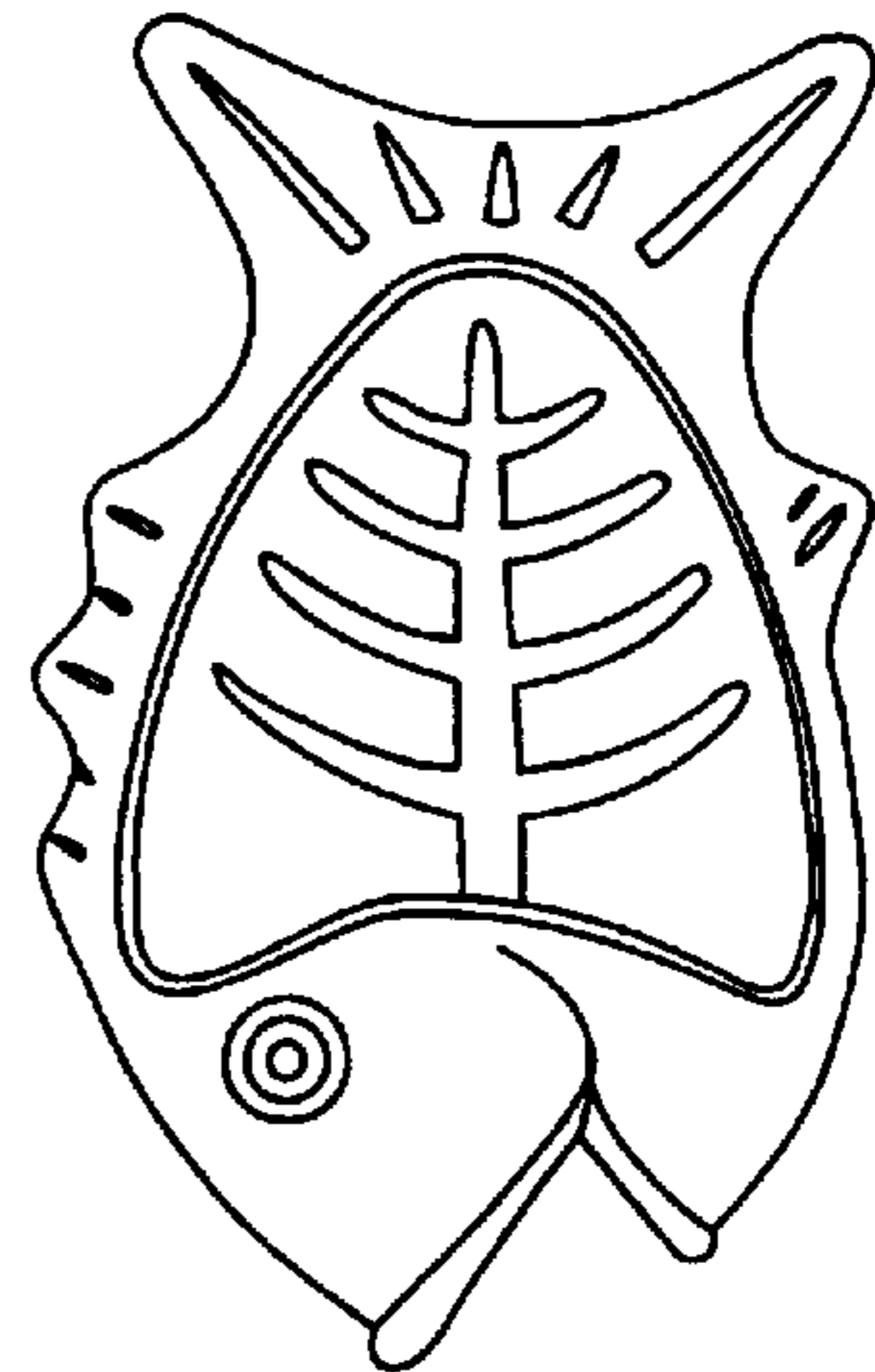


figure 7

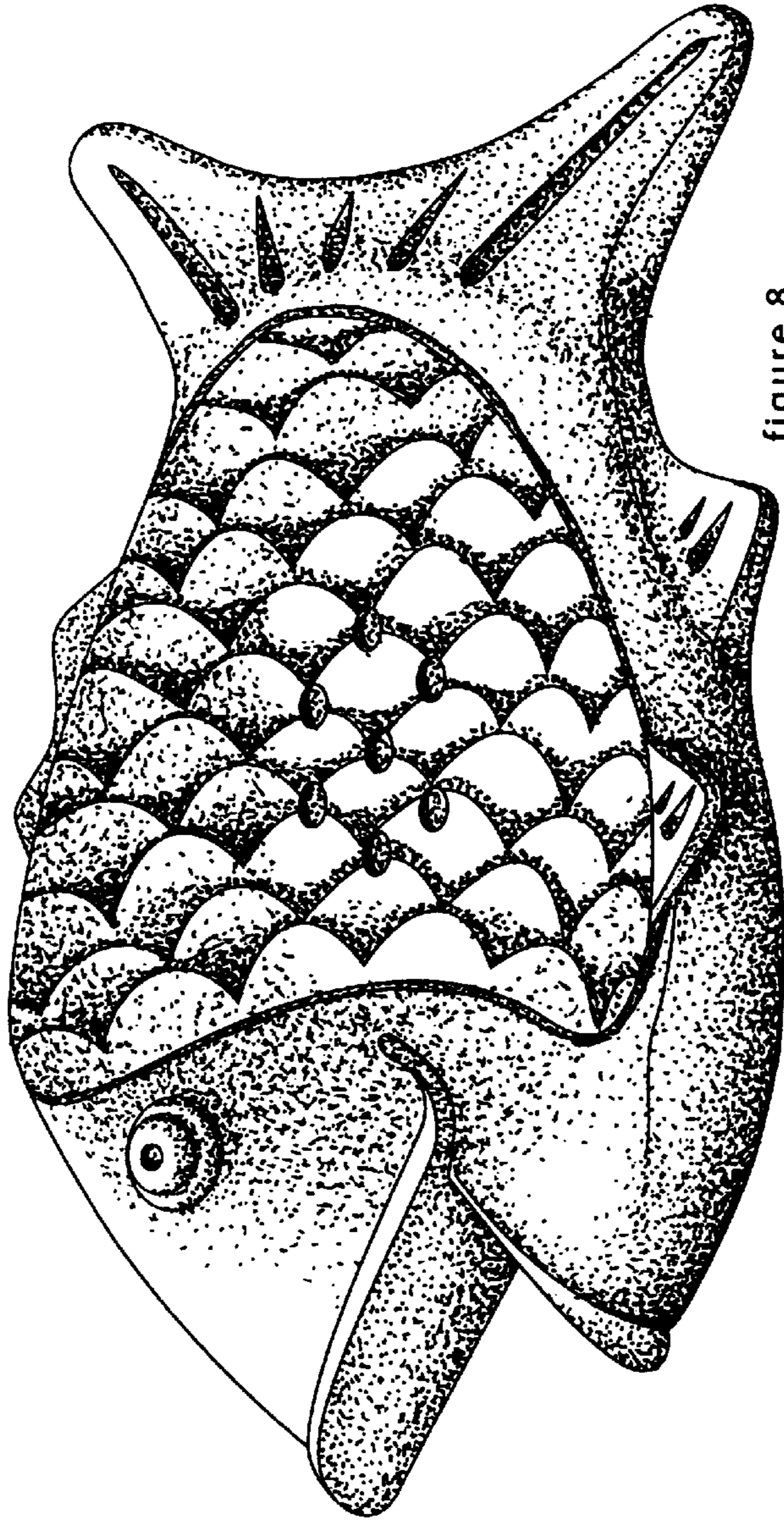


figure 8

