



US00D475196S

(12) **United States Design Patent**
VanSkiver et al.

(10) **Patent No.:** **US D475,196 S**

(45) **Date of Patent:** **** Jun. 3, 2003**

(54) **BOW CASE**

(75) Inventors: **Ralph VanSkiver**, Mansfield, TX (US);
Christopher Shannon Sides,
Grapevine, TX (US)

(73) Assignee: **Doskocil Manufacturing Company,**
Inc., Arlington, TX (US)

(**) Term: **14 Years**

(21) Appl. No.: **29/170,354**

(22) Filed: **Nov. 4, 2002**

(51) **LOC (7) Cl.** **03-01**

(52) **U.S. Cl.** **D3/262; D3/276**

(58) **Field of Search** D3/254, 262, 222,
D3/276, 282, 294; 206/315.11, 317; 224/916;
190/100, 115

(56) **References Cited**

U.S. PATENT DOCUMENTS

D246,138 S	10/1977	Christensen et al.	D3/254
D336,984 S	* 7/1993	VanSkiver	D3/262
D343,057 S	1/1994	Dickinson	D3/262
D347,322 S	* 5/1994	Fiore	D3/262
D358,254 S	5/1995	VanSkiver	D3/254
D358,255 S	* 5/1995	Sharp et al.	D3/262

D421,179 S	*	2/2000	Kolpin	D3/262
D456,133 S		4/2002	Fiore, Jr.	D3/254
6,390,294 B1	*	5/2002	Fiore et al.	206/315.11

OTHER PUBLICATIONS

Photograph—Flambeau Bow Case, 2001.
Photograph—Doskocil Deluxe Bow Case, Jun. 2000.
Photograph—Plano Molding Company, Case for Archery
Equipment, sold in 2000.

* cited by examiner

Primary Examiner—Philip S. Hyder

(74) *Attorney, Agent, or Firm*—Locke Liddell & Sapp LLP

(57) **CLAIM**

The ornamental design for a bow case, as shown and
described.

DESCRIPTION

FIG. 1 is a front perspective view of a bow case;
FIG. 2 is a front elevational view thereof, the rear view being
identical thereto;
FIG. 3 is a left side elevational view thereof, the right side
elevational view being identical thereto;
FIG. 4 is a top plan view thereof; and,
FIG. 5 is a bottom plan view thereof.

1 Claim, 2 Drawing Sheets

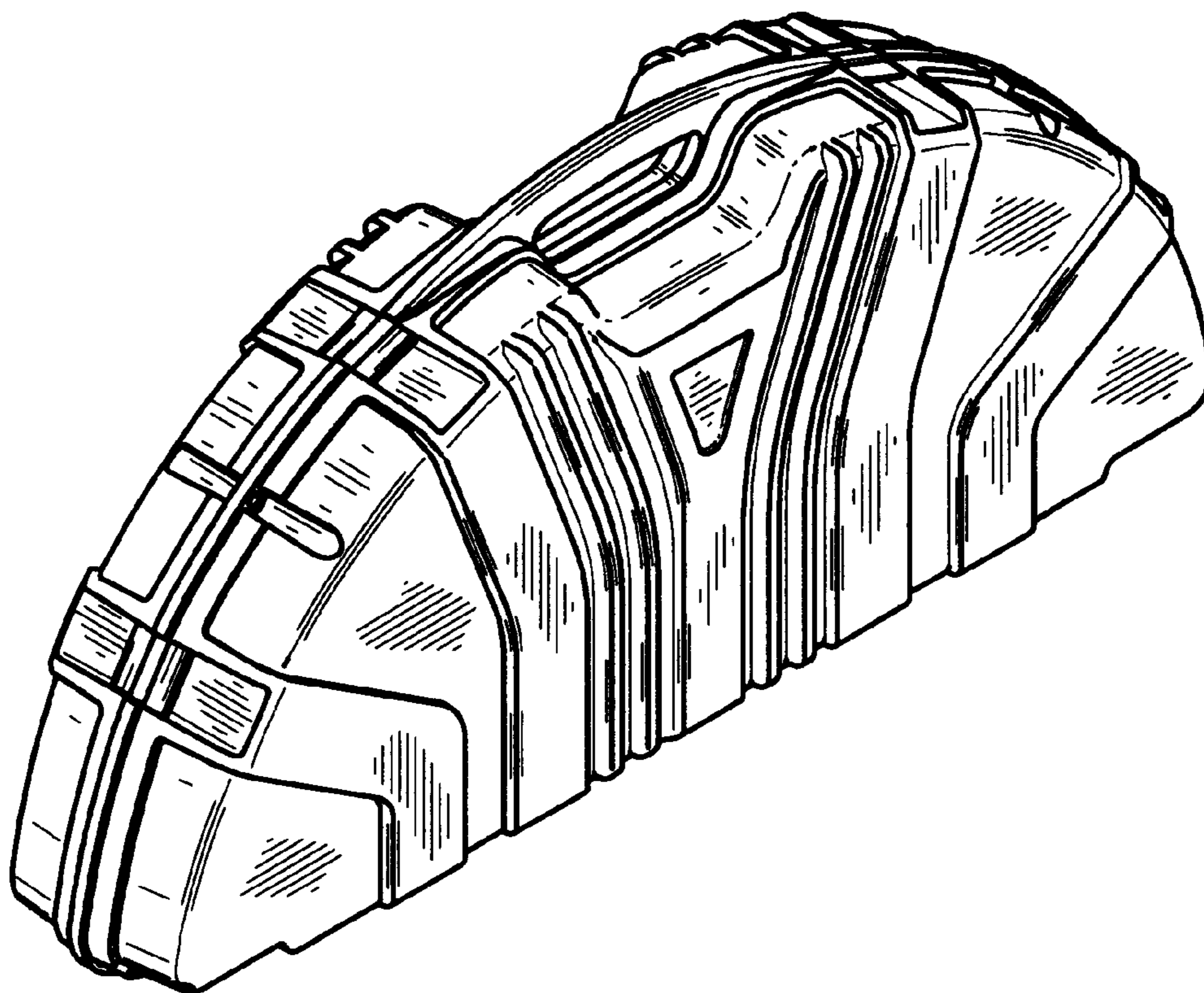


FIG. 1

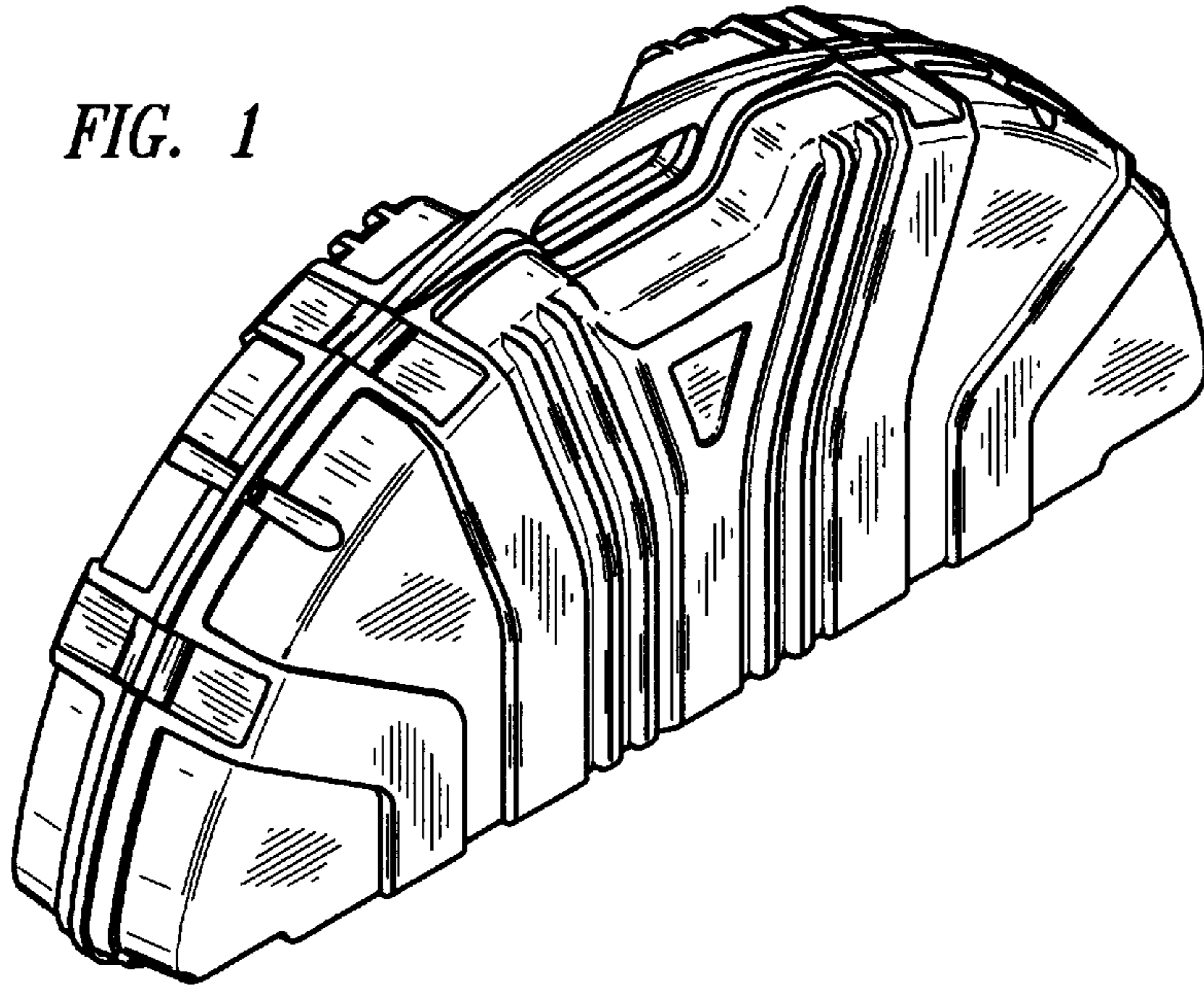


FIG. 2

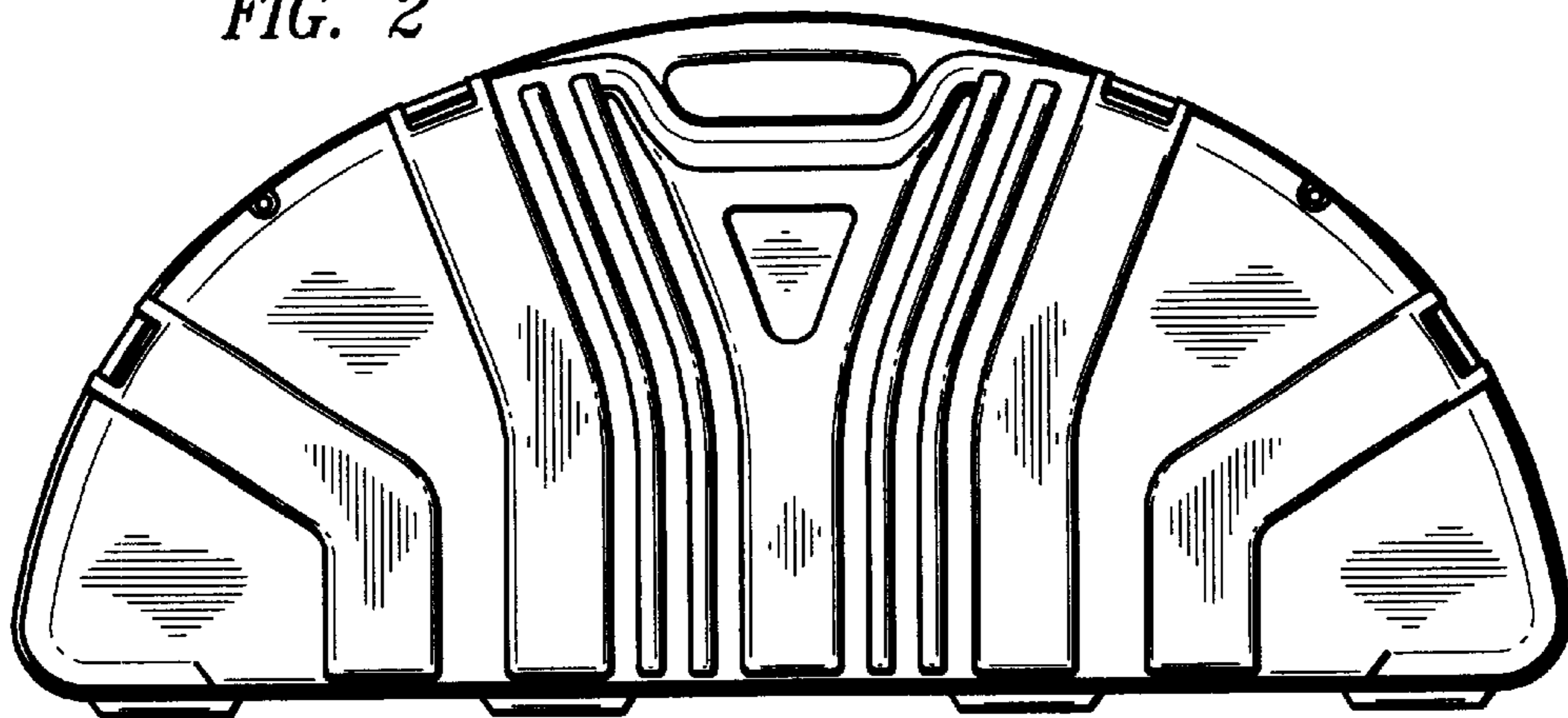


FIG. 3




FIG. 4




FIG. 5

