



US00D475192S

(12) **United States Design Patent**
Nau et al.

(10) **Patent No.:** **US D475,192 S**

(45) **Date of Patent:** **** Jun. 3, 2003**

(54) **SHOE UPPER**

(75) Inventors: **David M. Nau**, Georgetown, MA (US);
David L. Vattes, Londonderry, NH
(US)

(73) Assignee: **The Timberland Company**, Stratham,
NH (US)

(**) Term: **14 Years**

(21) Appl. No.: **29/175,361**

(22) Filed: **Feb. 3, 2003**

(51) **LOC (7) Cl.** **02-99**

(52) **U.S. Cl.** **D2/972; D2/970**

(58) **Field of Search** D2/896, 902, 907,
D2/909-912, 943, 944, 946, 969, 970, 972-974;
36/1.5, 83, 88, 100, 109, 113, 116, 45,
50.1

(56) **References Cited**

U.S. PATENT DOCUMENTS

984,608 A	2/1911	Roberts	
2,398,802 A	4/1946	Morris	
D152,255 S	* 1/1949	Goeller D2/910
D152,309 S	* 1/1949	Williams D2/911
D154,461 S	* 7/1949	Burt D2/910
3,618,232 A	11/1971	Shnuriwsky	
4,693,018 A	9/1987	Maleyko et al.	
5,249,375 A	10/1993	Tabarly	

D361,426 S	8/1995	Baker	
D380,597 S	* 7/1997	Brooks et al. D2/970
5,642,573 A	7/1997	Brown	
D386,293 S	11/1997	Brooks et al.	
D386,294 S	11/1997	Brooks et al.	
D424,797 S	5/2000	Norton et al.	
6,148,544 A	11/2000	Keen et al.	
D449,425 S	* 10/2001	Sasaki D2/906

* cited by examiner

Primary Examiner—Dominic Simone

(74) *Attorney, Agent, or Firm*—Ropes & Gray


(57) **CLAIM**

An ornamental design for a shoe upper, as shown and described.

DESCRIPTION

FIG. 1 is a perspective view of an upper for a shoe;
 FIG. 2 is a side view of the upper from an outside edge of the shoe;
 FIG. 3 is a side view of the upper from an inside edge of the shoe;
 FIG. 4 is a front view of the upper;
 FIG. 5 is a back view of the upper;
 FIG. 6 is a top view of the upper; and,
 FIG. 7 is a bottom view of the upper.
 The phantom lines showing portions of a shoe in FIGS. 1-7 are for illustrative purposes only and form no part of the claimed design.

1 Claim, 4 Drawing Sheets






Fig. 1

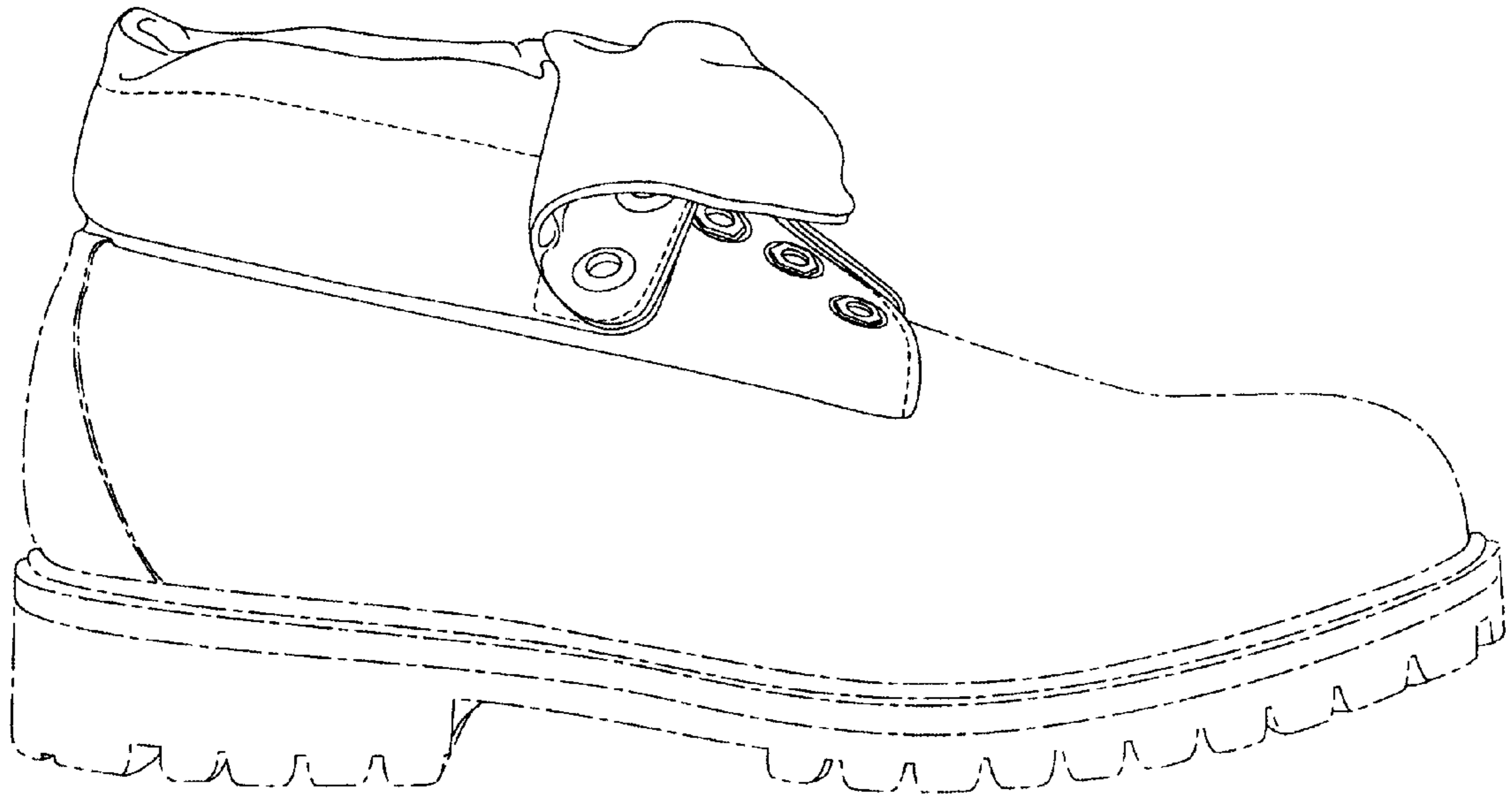


Fig. 2

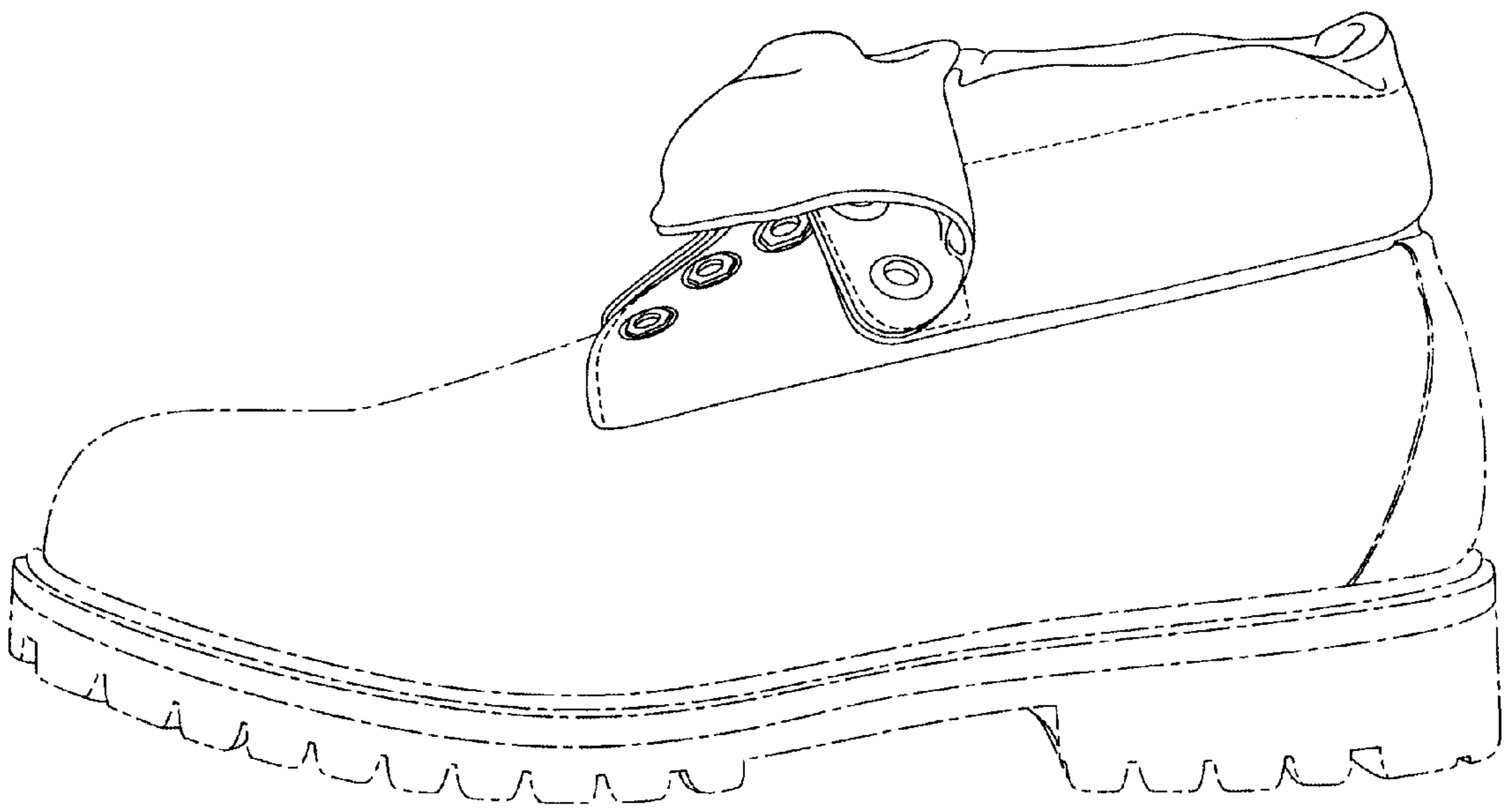


Fig. 3

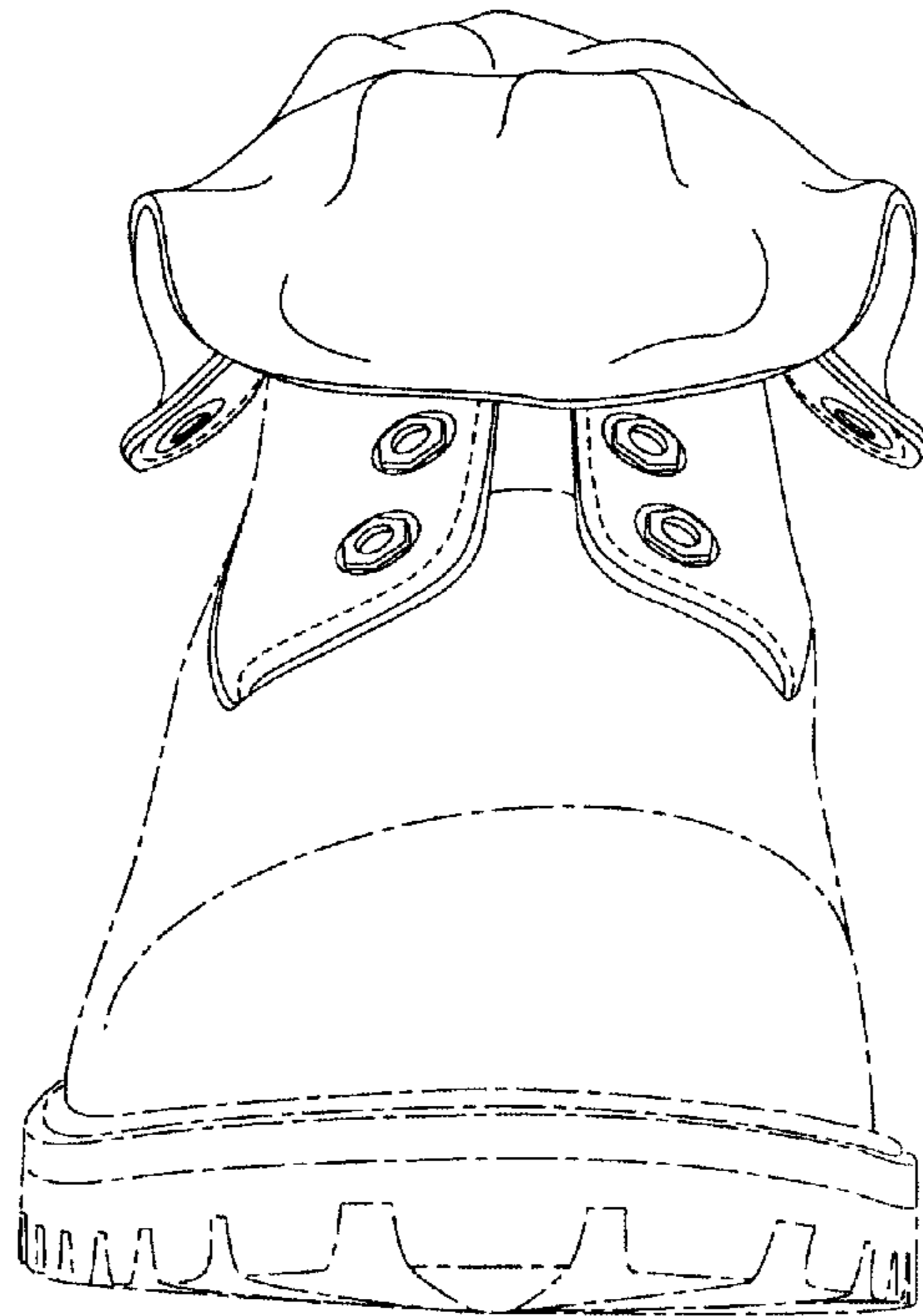


Fig. 4

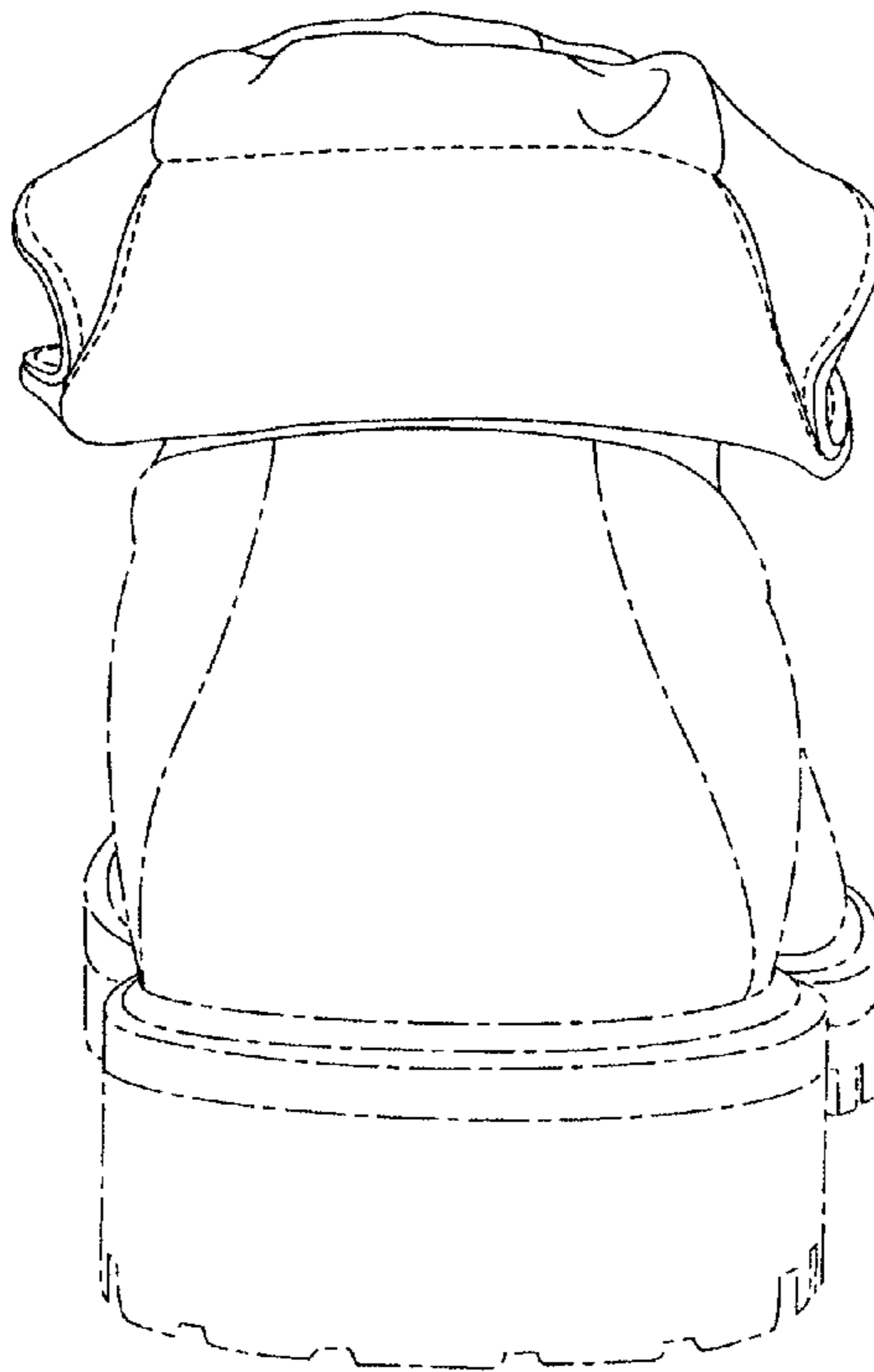


Fig. 5

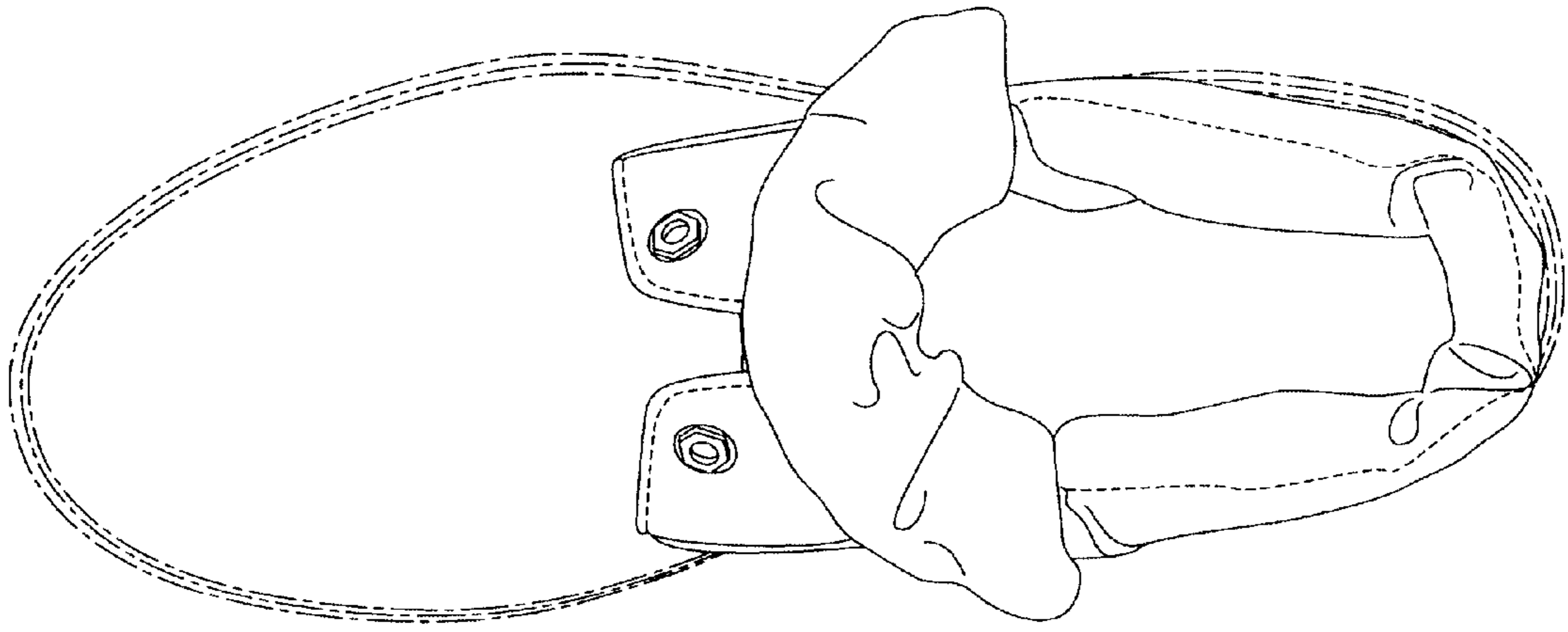


Fig. 6

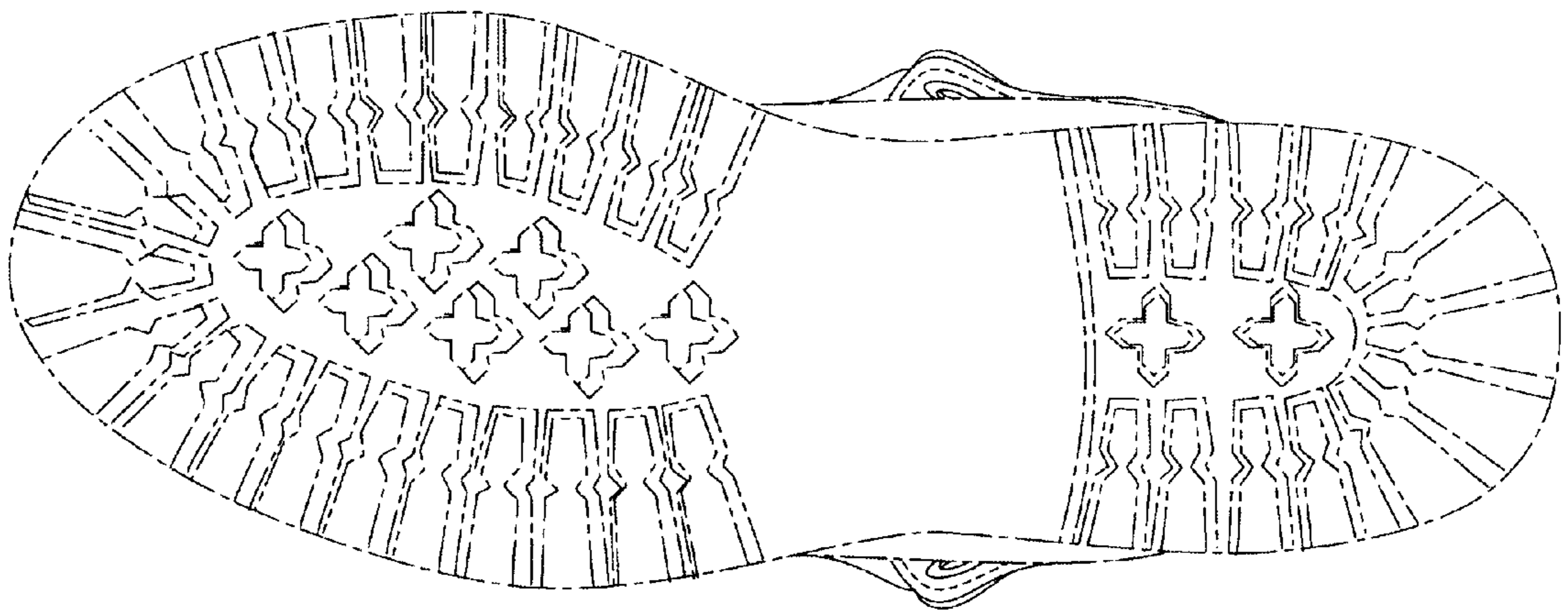


Fig. 7