



US00D475191S

(12) **United States Design Patent**
Cass

(10) **Patent No.: US D475,191 S**

(45) **Date of Patent: ** Jun. 3, 2003**

(54) **SIDE ELEMENT OF A SHOE UPPER**

(75) Inventor: **William J. Cass**, Hillsboro, OR (US)

(73) Assignee: **Nike, Inc.**, Beaverton, OR (US)

(**) Term: **14 Years**

(21) Appl. No.: **29/171,393**

(22) Filed: **Nov. 20, 2002**

(51) **LOC (7) Cl. 02-99**

(52) **U.S. Cl. D2/972**

(58) **Field of Search** D2/896, 902, 907,
D2/943, 944, 946, 969, 972-974; 36/45,
50.1, 51, 77 M, 77 R, 83, 88, 113, 114,
126-130

(56) **References Cited**

U.S. PATENT DOCUMENTS

D91,955 S	4/1934	Miller	
2,113,507 A	4/1938	Drell	
2,326,776 A	8/1943	Gellman	
3,613,272 A	10/1971	Fukuoka	
4,776,111 A	10/1988	Crowley	
D332,689 S	1/1993	Worthington	
D337,874 S	8/1993	Tonkel	
D348,560 S	7/1994	McDonald	
D352,161 S	11/1994	Preskar	
D383,297 S	* 9/1997	Gray	D2/972
D386,604 S	* 11/1997	Cass	D2/972
D391,050 S	2/1998	Morris	
D391,060 S	2/1998	Cass	
D393,347 S	4/1998	Kuerbis	
D393,348 S	4/1998	Backus	
D401,402 S	11/1998	Clarke	
D422,128 S	4/2000	Adler	
D432,782 S	* 10/2000	Tong	D2/972
D440,394 S	4/2001	Avar	
D446,924 S	8/2001	McCourt	
D447,617 S	* 9/2001	Matis et al.	D2/969

OTHER PUBLICATIONS

“Nike Men’s Footwear Catalog,” Fall 2001, published Nov. 1, 2000 (pp. 3, 30, 40, 55, 123), Beaverton, Oregon.

“Nike Women’s Footwear Catalog,” Fall 2001, published Feb. 1, 2001 (pp. 13, 31, 77, 83, 84, 87, 108, 109, 130), Beaverton, Oregon.

“Nike Men’s Footwear Catalog,” Holiday 2001, published Feb. 1, 2001 (p. 47), Beaverton, Oregon.

“Nike Women’s Footwear Catalog,” Holiday 2001, published Feb. 1, 2001 (pp. 71, 72), Beaverton, Oregon.

“Nike Men’s Footwear Catalog,” Fall 2002, published Nov. 1, 2001 (pp. 19, 61, 62), Beaverton, Oregon.

“Nike Men’s Footwear Catalog,” Holiday 2002, published Mar. 1, 2002 (p. 16), Beaverton, Oregon.

“Nike Women’s Footwear Catalog,” Holiday 2002, published Mar. 1, 2002 (pp. 17, 63), Beaverton, Oregon.

* cited by examiner

Primary Examiner—Dominic Simone

(74) *Attorney, Agent, or Firm*—Trask Britt

(57) **CLAIM**

The ornamental design for a side element of a shoe upper, as shown and described.

DESCRIPTION

FIG. 1 is a perspective view of a side element of a shoe upper showing my new design;

FIG. 2 is a side view of the side element of a shoe upper shown in FIG. 1;

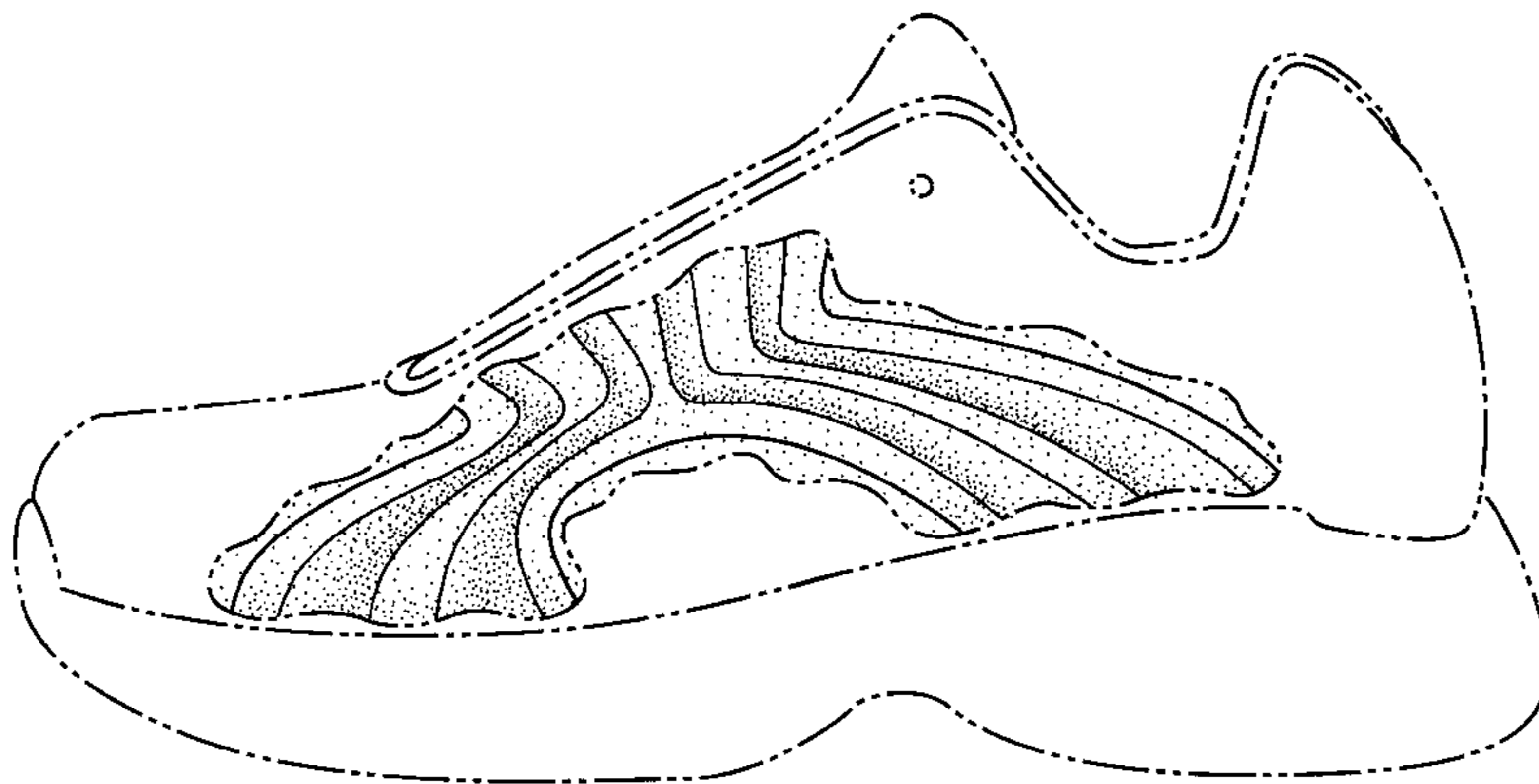
FIG. 3 is a front view of the side element of a shoe upper shown in FIG. 1;

FIG. 4 is a rear view of the side element of a shoe upper shown in FIG. 1; and,

FIG. 5 is a top view of the side element of a shoe upper shown in FIG. 1.

The uneven broken line immediately adjacent to the shaded areas represents the bounds of the claimed design. All other uneven broken lines represent the remaining portion of the shoe. The uneven broken line representations are for illustrative purposes only and form no part of the claimed design.

1 Claim, 2 Drawing Sheets



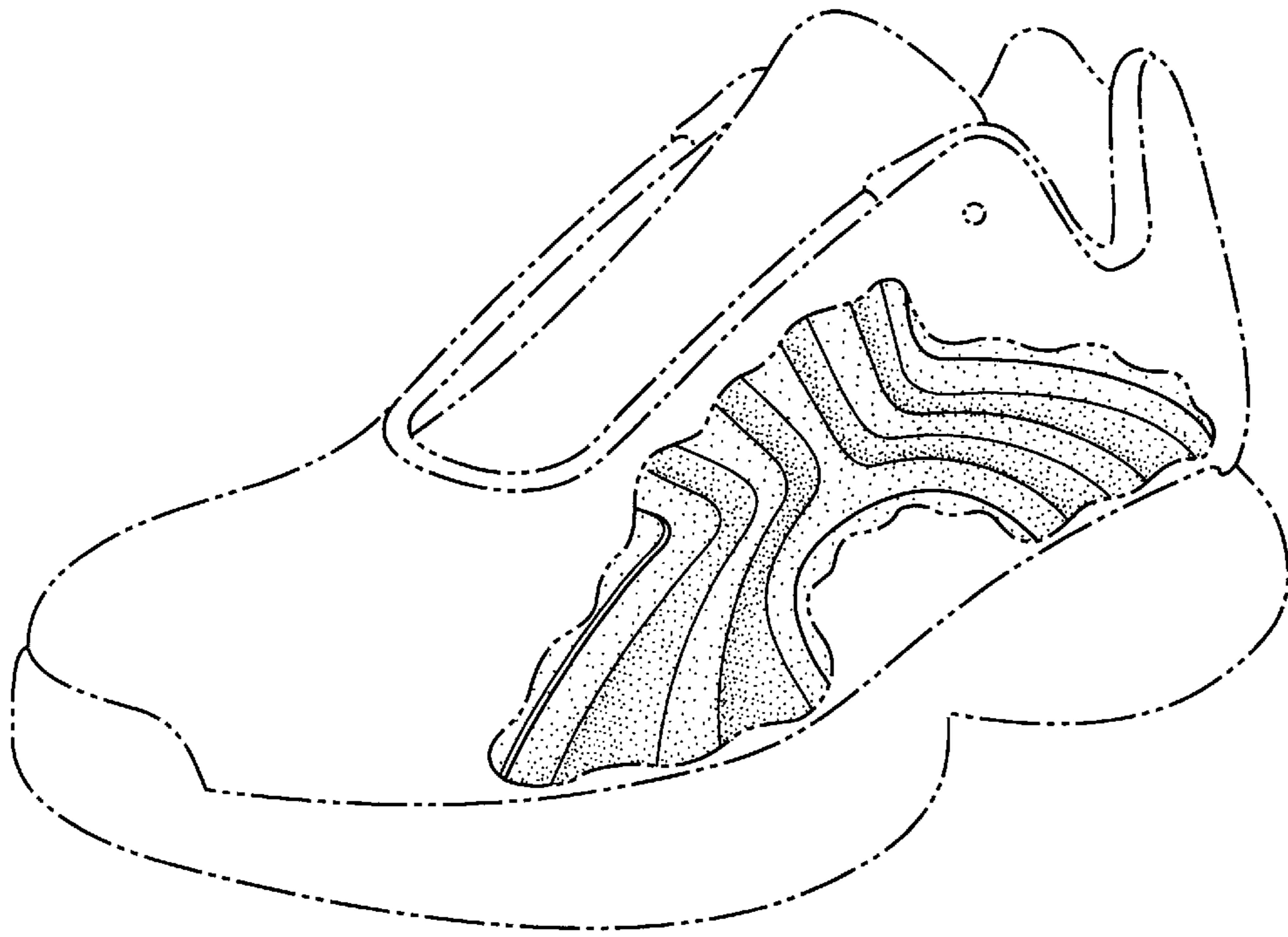


Fig. 1

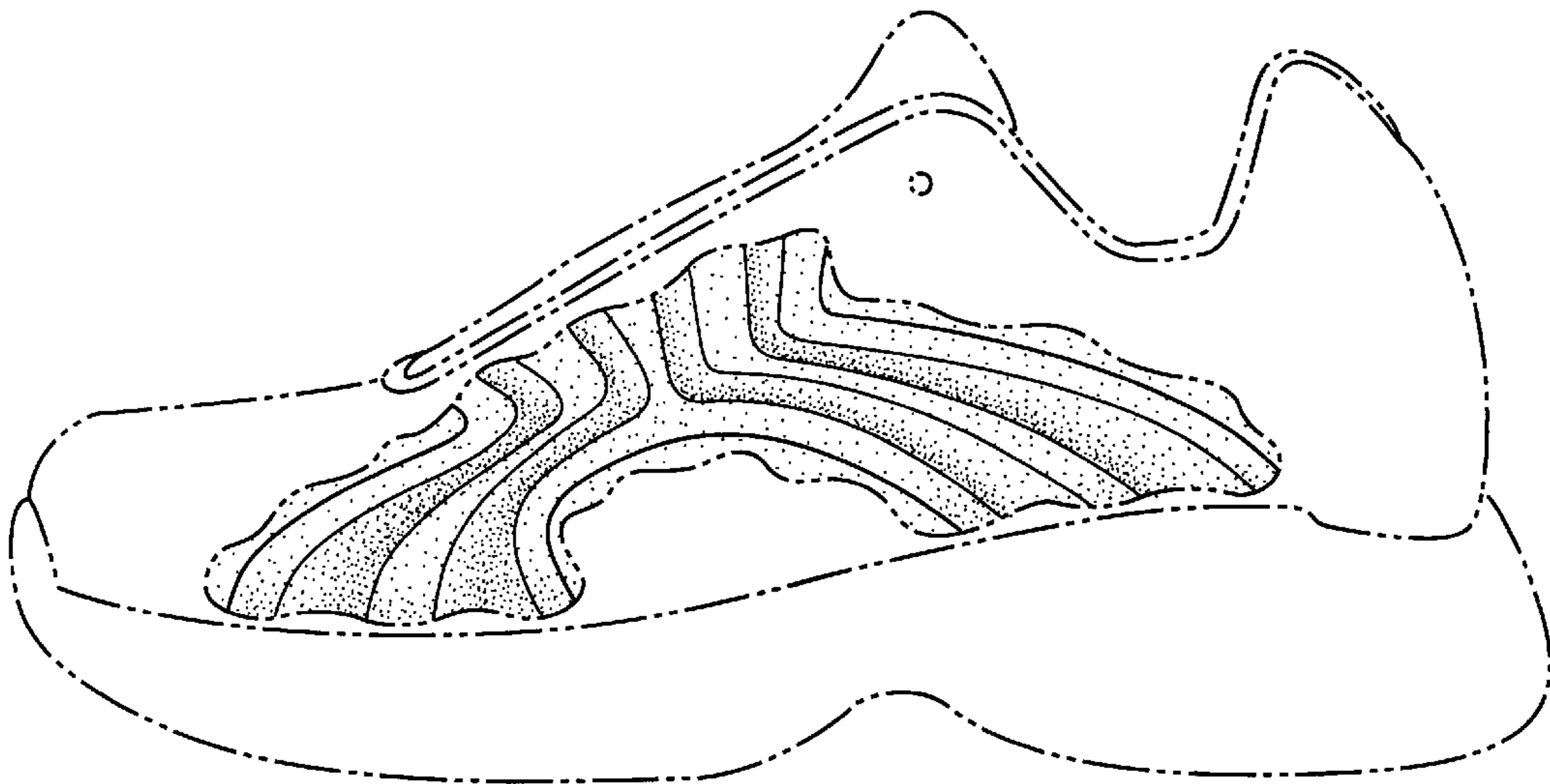


Fig. 2

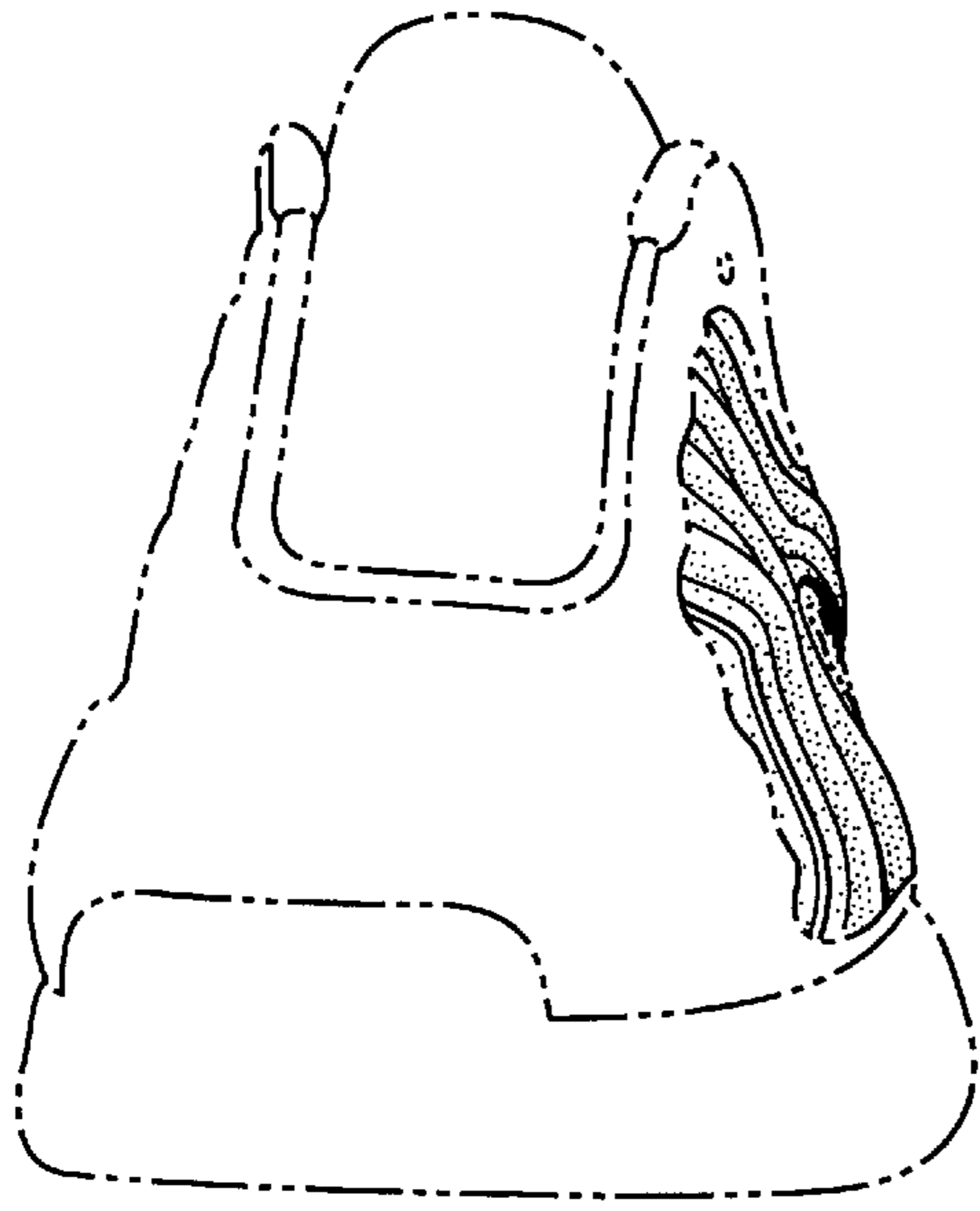


Fig. 3

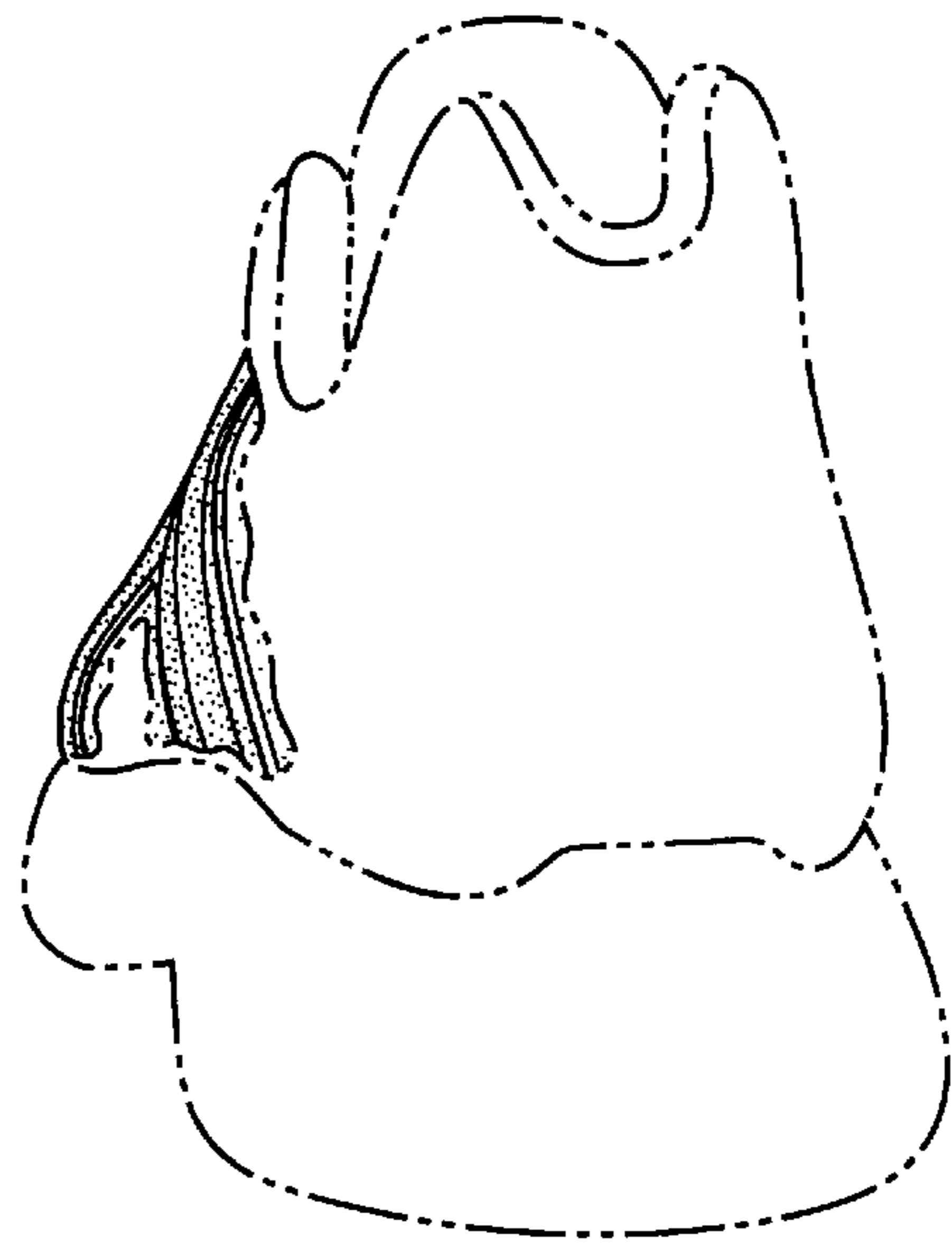


Fig. 4

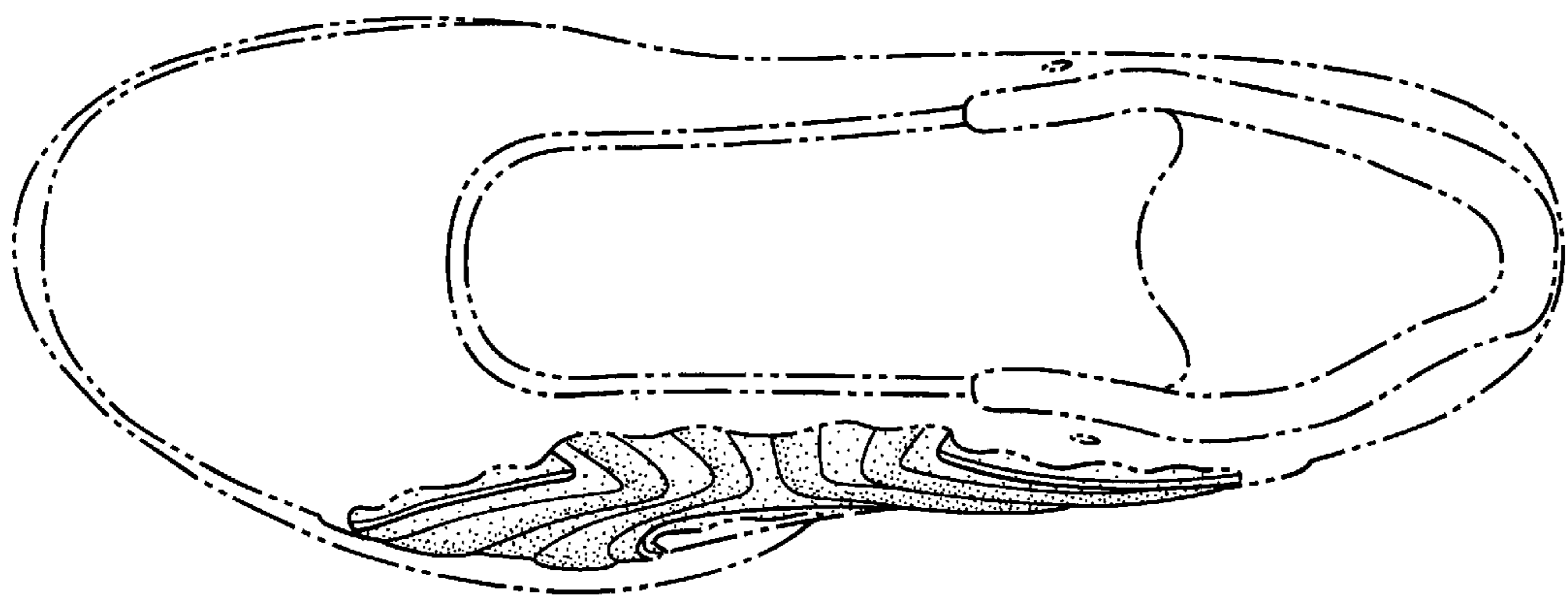


Fig. 5