



US00D475189S

(12) **United States Design Patent**  
**Laberge et al.**

(10) **Patent No.:** **US D475,189 S**

(45) **Date of Patent:** **\*\* Jun. 3, 2003**

(54) **FOOTWEAR UPPER PORTION**

\* cited by examiner

(75) Inventors: **Martin Laberge**, Annecy (FR); **John Munns**, Portland, OR (US)

*Primary Examiner*—Dominic Simone  
(74) *Attorney, Agent, or Firm*—Greenblum & Bernstein, P.L.C.

(73) Assignee: **Salomon S.A.**, Metz-Tessy (FR)

(\*\*) Term: **14 Years**

(57) **CLAIM**

We claim the ornamental design for a footwear upper portion, as shown and described.

(21) Appl. No.: **29/159,326**

(22) Filed: **Apr. 19, 2002**

**DESCRIPTION**

(51) **LOC (7) Cl.** ..... **02-99**

FIG. 1 is a perspective view of a footwear upper portion, seen from the front and right side thereof, showing our new design;

(52) **U.S. Cl.** ..... **D2/972**

FIG. 2 is a right side view thereof; and,

(58) **Field of Search** ..... D2/896, 902, 907,  
D2/943, 944, 946, 969, 972-974; 36/45,  
50.1, 51, 77 M, 77 R, 83, 88, 113, 114,  
126-130

FIG. 3 is a left side view thereof.

The zig-zag pattern on the right and left sides of the design represents an embossed pattern.

(56) **References Cited**

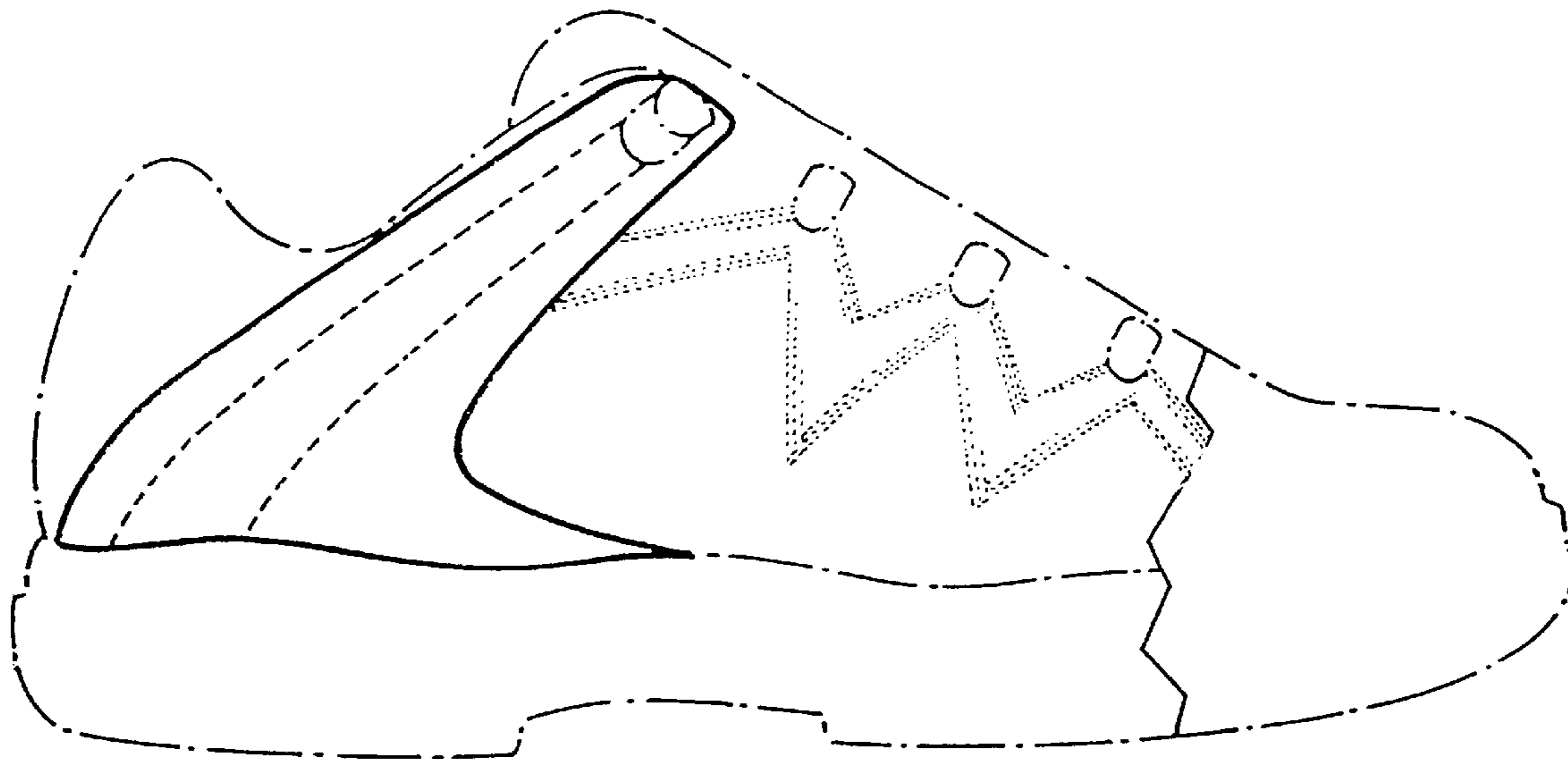
**U.S. PATENT DOCUMENTS**

D401,755 S	12/1998	Zinovieff	.....	D2/972
D443,408 S	6/2001	Laberge	.....	D2/972
D451,269 S	* 12/2001	Burt	.....	D2/972
D458,741 S	* 6/2002	Rogers	.....	D2/969
D468,089 S	* 1/2003	Smith	.....	D2/973

The broken lines extending diagonally upwardly and forwardly from the heel area of the design represent stitching.

The phantom line showing in the figures of the sole and other parts of the footwear upper is for illustrative purposes only and forms no part of the claimed design.

**1 Claim, 2 Drawing Sheets**



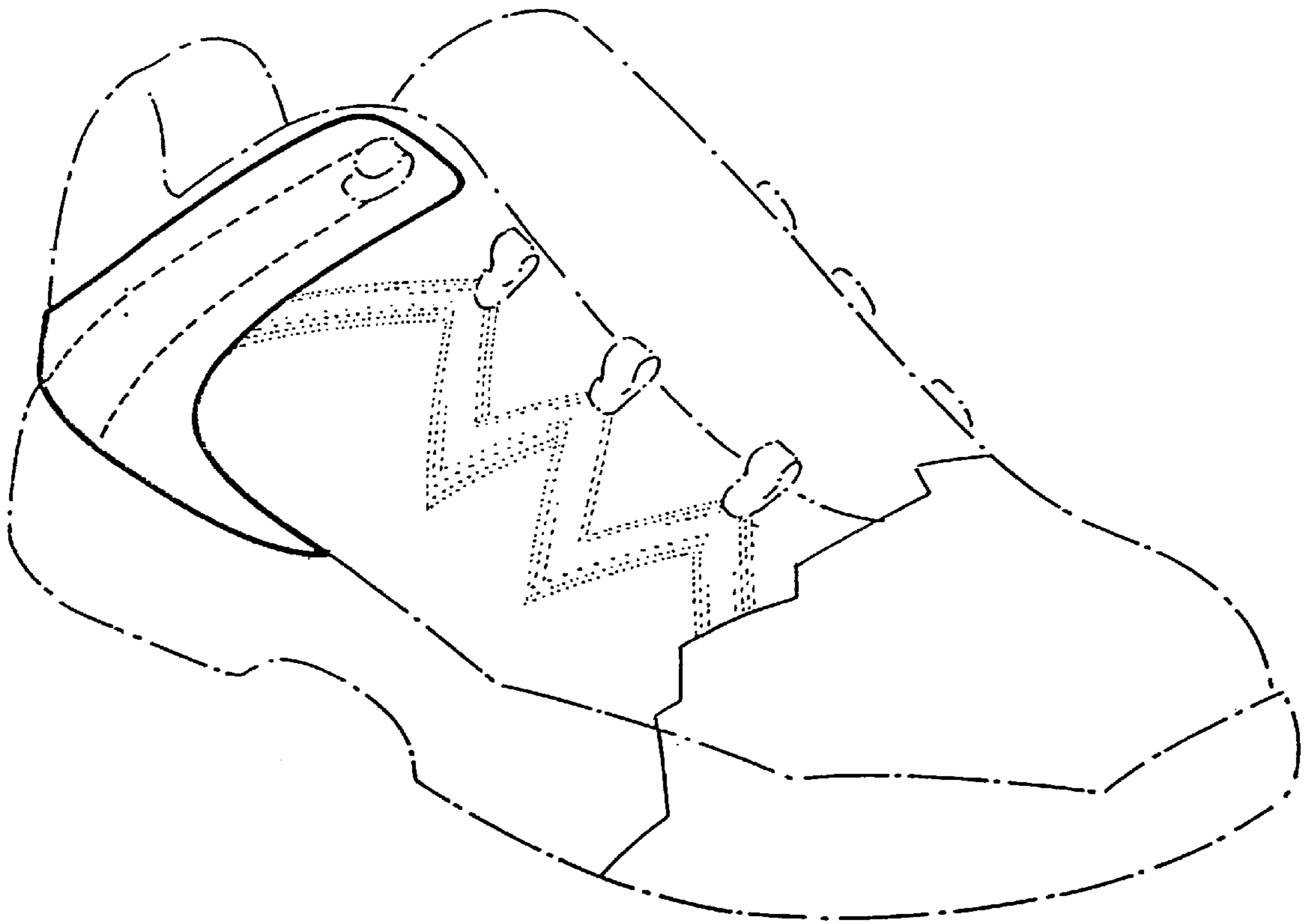


FIG. 1

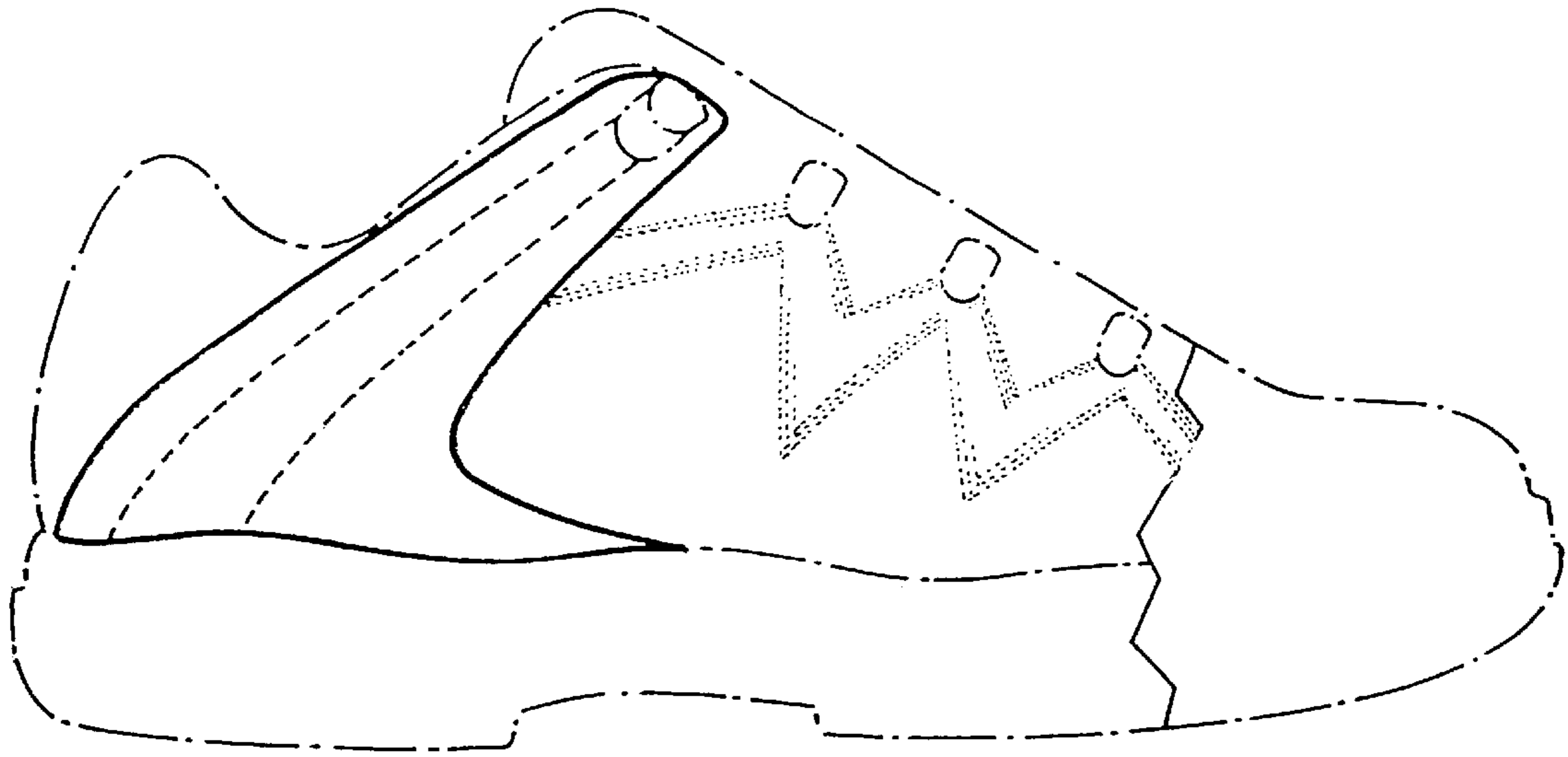


FIG. 2

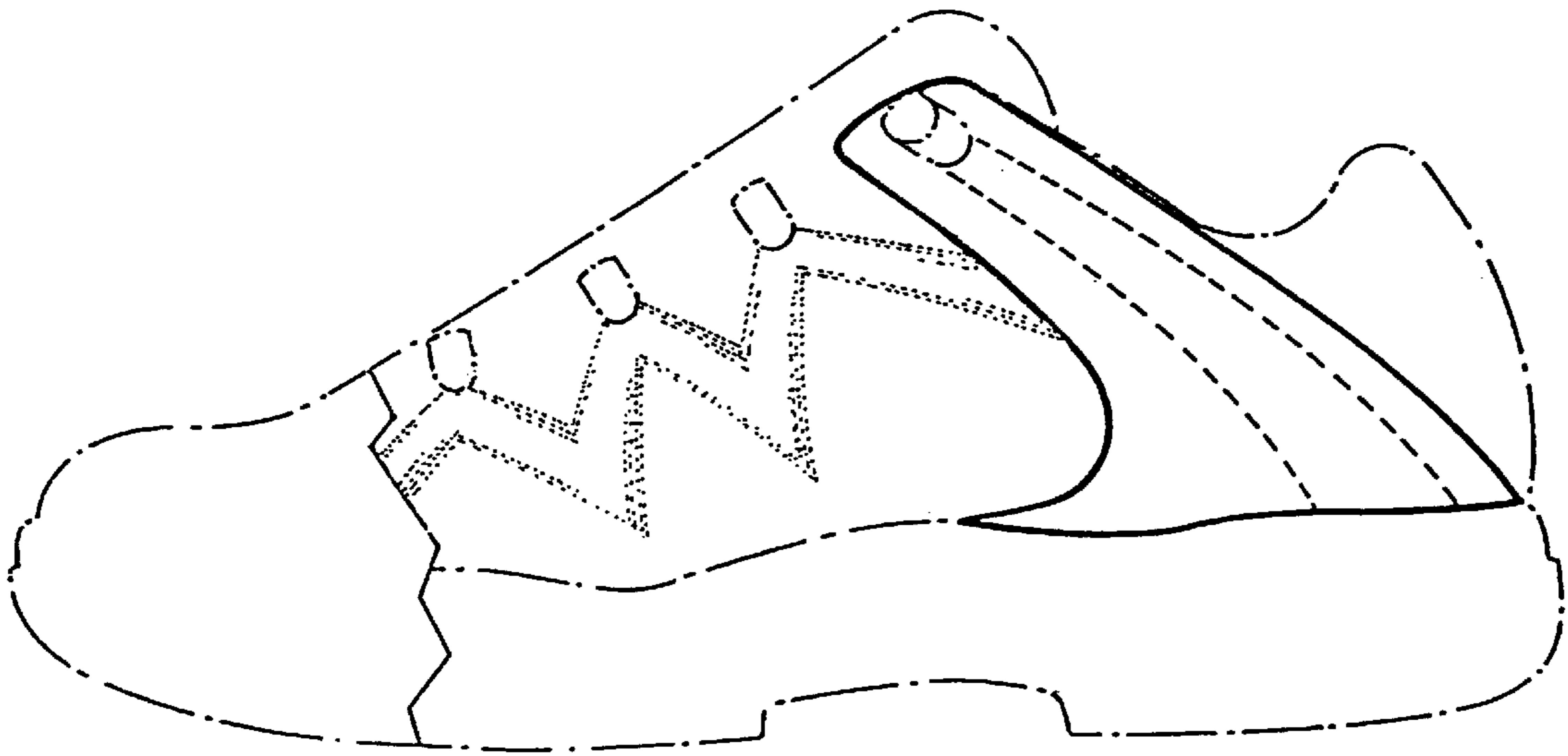


FIG. 3