



US00D475187S

(12) **United States Design Patent**
Shea et al.

(10) **Patent No.:** **US D475,187 S**

(45) **Date of Patent:** **** Jun. 3, 2003**

(54) **SHOE UPPER**

(75) Inventors: **Joe Shea**, Santa Barbara, CA (US);
Fiona J. Adams, Santa Barbara, CA (US)

(73) Assignee: **Global Brand Marketing, Inc.**, Santa Barbara, CA (US)

(**) Term: **14 Years**

(21) Appl. No.: **29/171,788**

(22) Filed: **Nov. 27, 2002**

(51) **LOC (7) Cl.** **02-99**

(52) **U.S. Cl.** **D2/969**

(58) **Field of Search** D2/896, 902, 907,
D2/943, 944, 946, 969, 972-974; 36/45,
50.1, 51, 77 M, 77 R, 83, 113, 114, 126-130

(56) **References Cited**

U.S. PATENT DOCUMENTS

D229,251 S	*	11/1973	Askew	D2/907
D240,470 S		7/1976	Ford		
D241,383 S		9/1976	Dolinsky		
D247,267 S		2/1978	Dolinsky		
D250,617 S		12/1978	Noches		
D261,325 S		10/1981	Niro		
D262,496 S	*	1/1982	DeCoster	D2/907
D301,386 S		6/1989	Weiner		
D316,174 S		4/1991	Hatfield		

D367,162 S		2/1996	Shea		
D367,554 S		3/1996	James		
D385,689 S		11/1997	James		
D387,550 S		12/1997	Ng et al.		
D391,064 S		2/1998	Backus		
D418,667 S	*	1/2000	McNaught	D2/969
D435,162 S		12/2000	Wilson		
D451,268 S	*	12/2001	Laberge et al.	D2/972
D465,908 S	*	11/2002	Belley et al.	D2/969

* cited by examiner

Primary Examiner—Dominic Simone

(74) *Attorney, Agent, or Firm*—Jeffer, Mangels, Butler & Marmaro LLP

(57) **CLAIM**

The ornamental design for a shoe upper, as shown and described.

DESCRIPTION

FIG. 1 is a perspective view of a shoe upper showing our new design;

FIG. 2 is a top plan view thereof;

FIG. 3 is a left side elevational view thereof;


FIG. 4 is a right side elevational view thereof;

FIG. 5 is a front elevational view thereof; and,

FIG. 6 is a rear elevational view thereof.

The broken line showing the sole in the figures is for illustrative purposes only and forms no part of the claimed design.

1 Claim, 3 Drawing Sheets



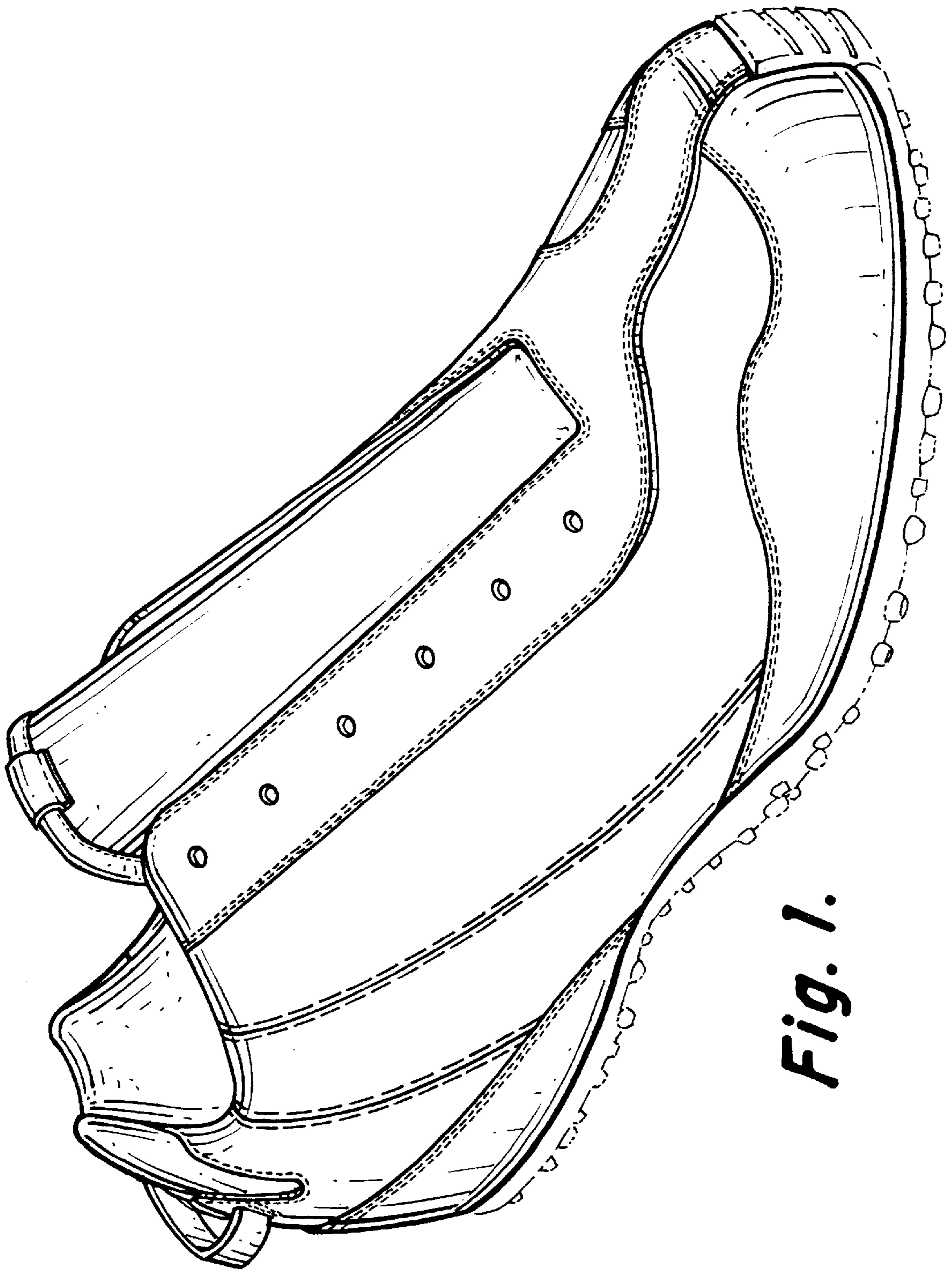


Fig. 1.

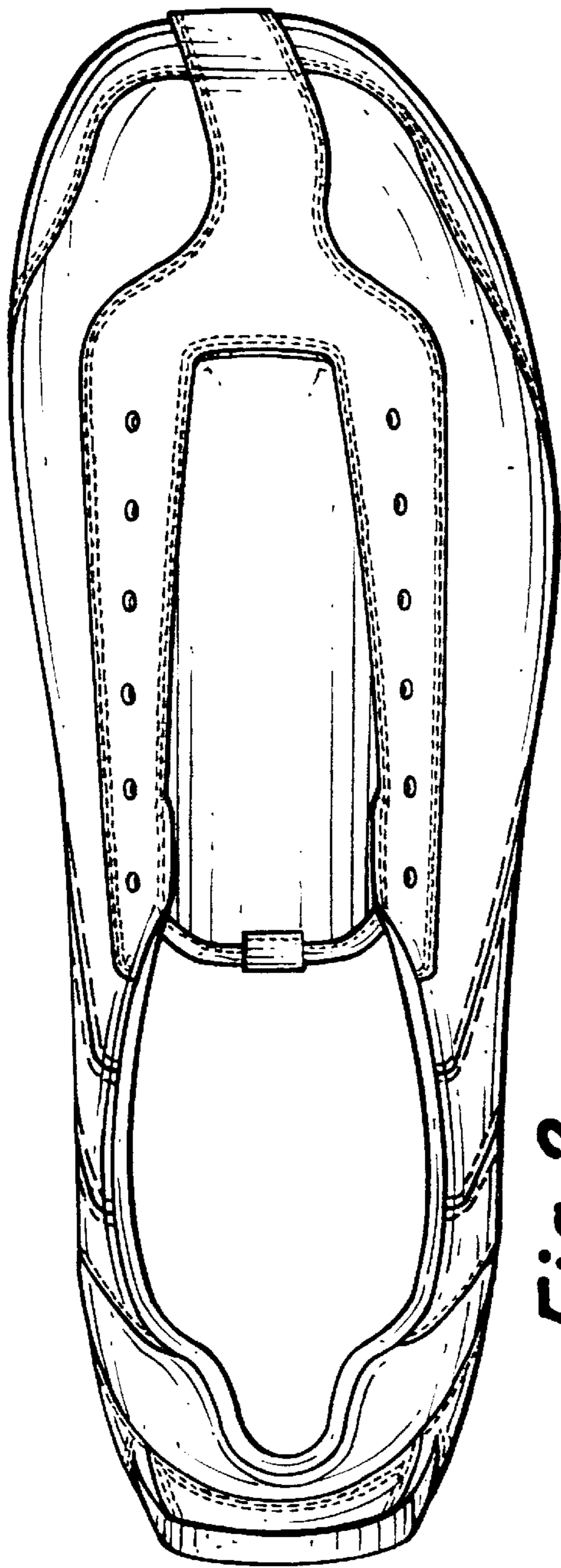


Fig. 2.

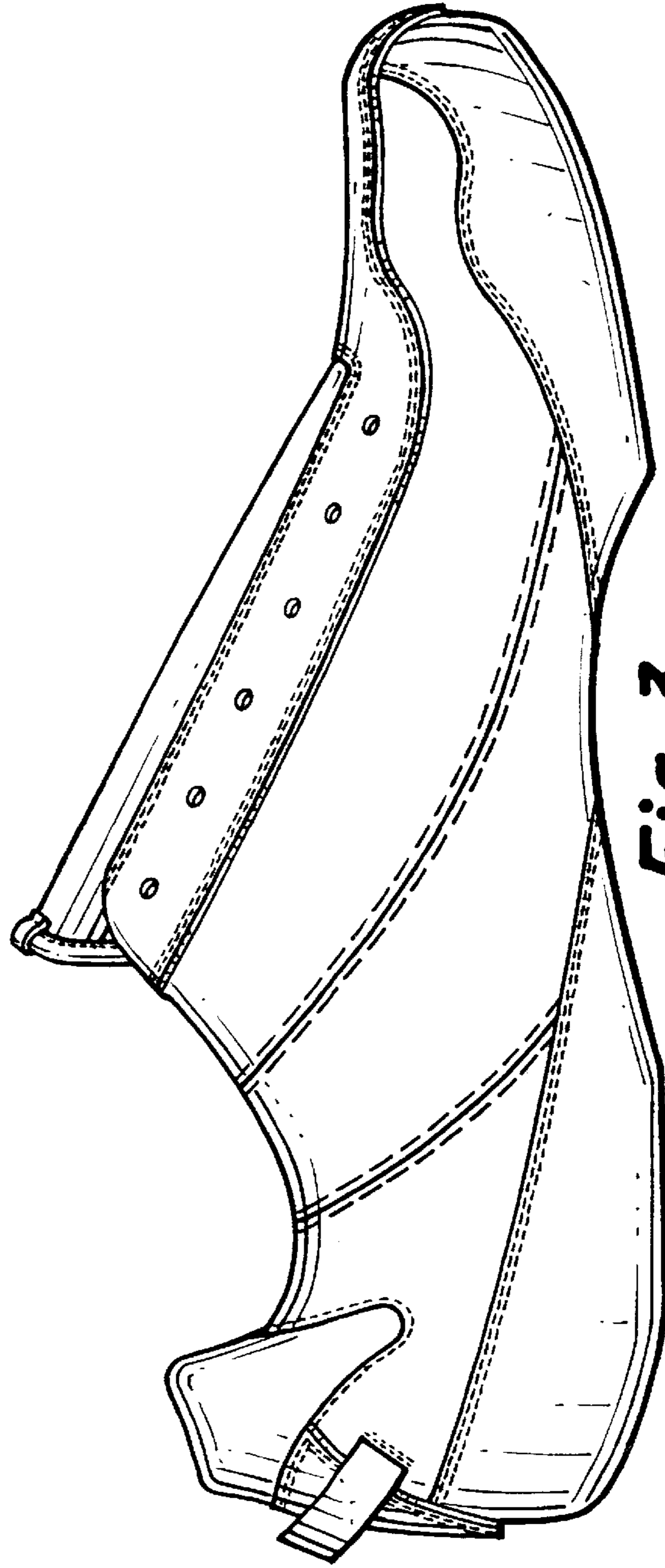


Fig. 3.




Fig. 4.

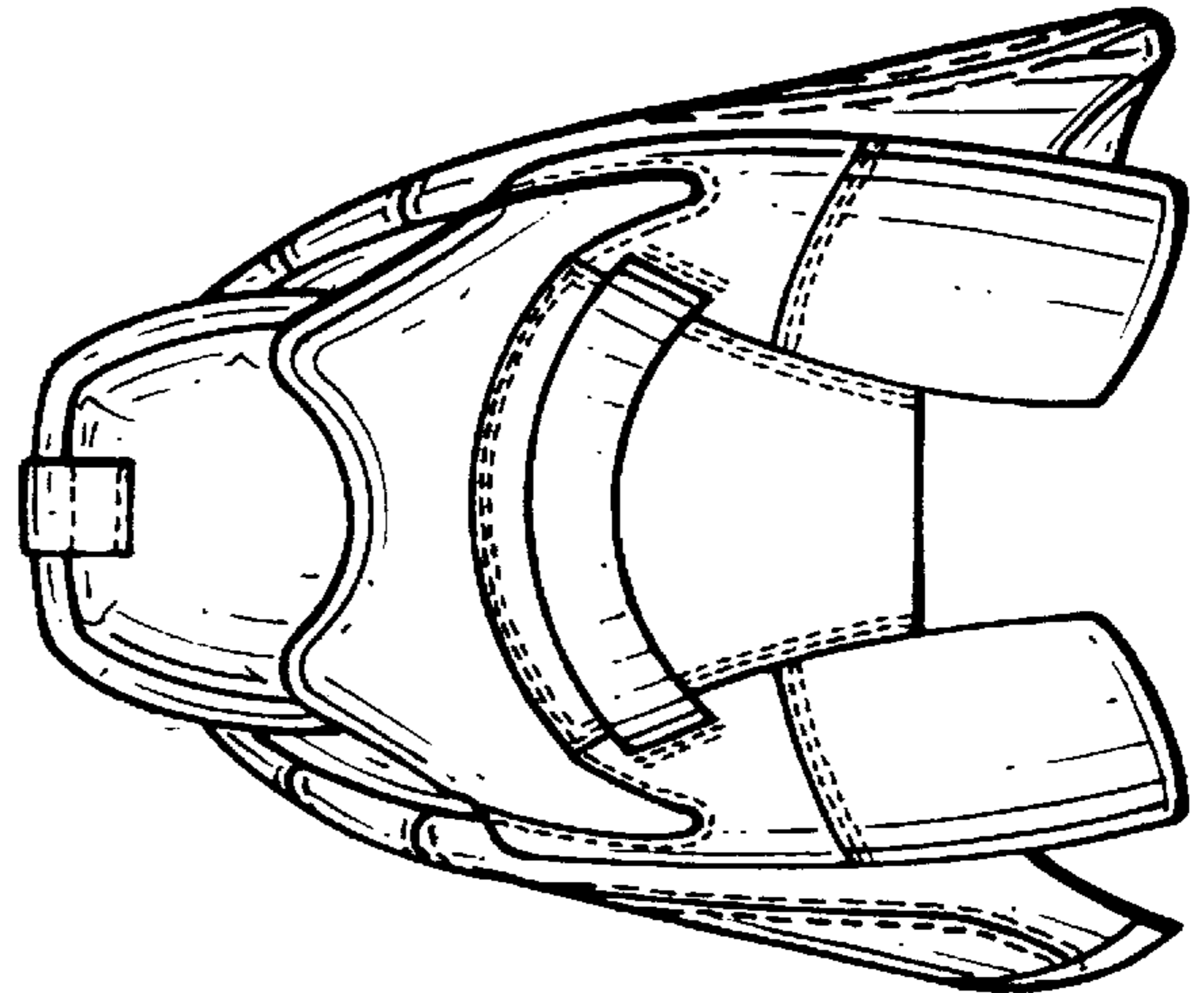


Fig. 6.

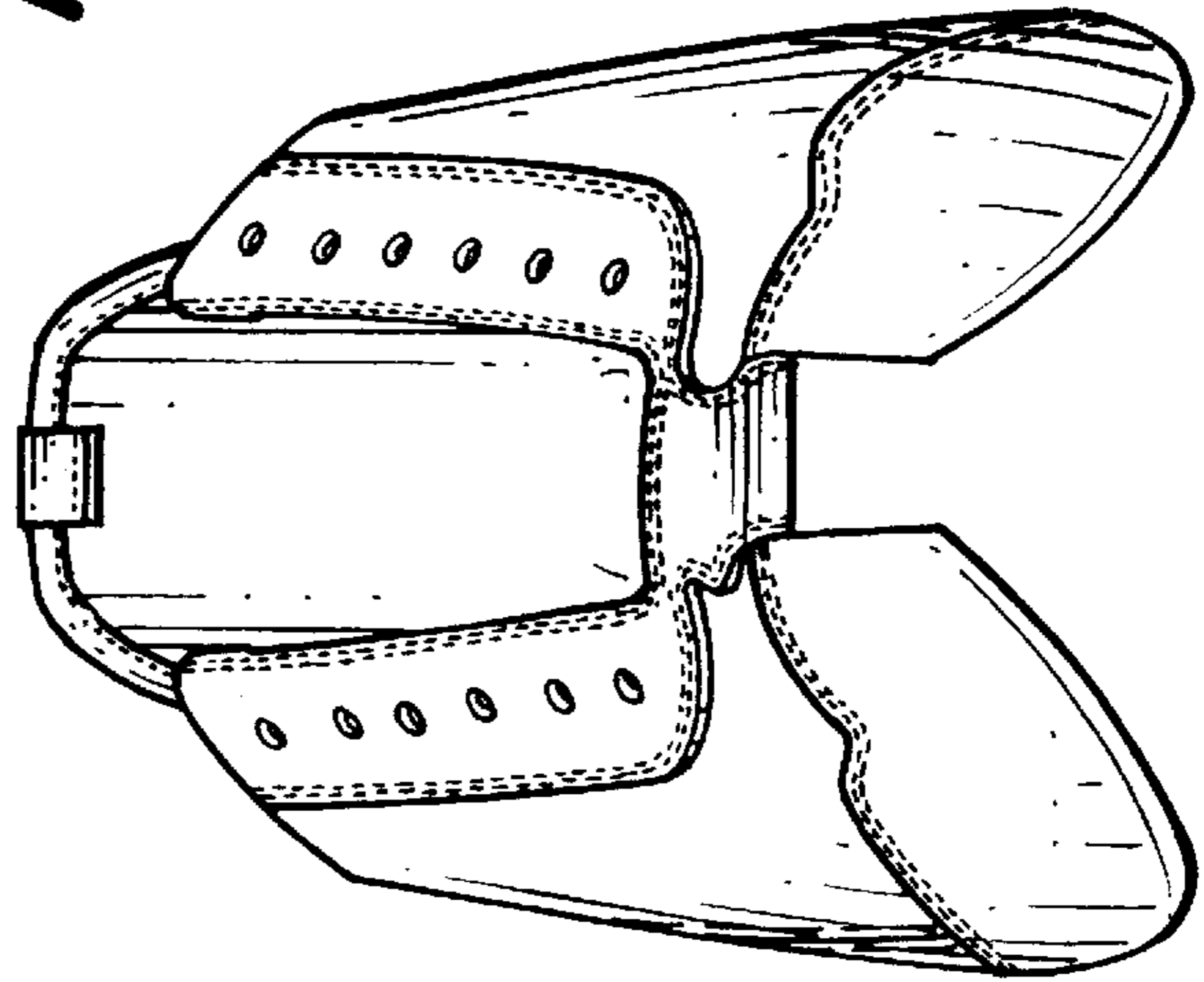


Fig. 5.