



US00D475186S

(12) **United States Design Patent**
Shea et al.

(10) **Patent No.:** **US D475,186 S**

(45) **Date of Patent:** **** Jun. 3, 2003**

(54) **SHOE UPPER**

(75) **Inventors:** **Joe Shea**, Santa Barbara, CA (US);
Fiona J. Adams, Santa Barbara, CA (US)

(73) **Assignee:** **Global Brand Marketing, Inc.**, Santa Barbara, CA (US)

(**) **Term:** **14 Years**

D322,710 S	12/1991	Allen	
D337,425 S	7/1993	Hatfield	
D342,369 S	12/1993	Lamson	
D367,952 S	3/1996	Shea	
D377,412 S	1/1997	Longbottom et al.	
D406,690 S	3/1999	Vestuti	
5,943,795 A	8/1999	Ueda et al.	
D438,695 S	3/2001	Matis et al.	
D459,870 S	* 7/2002	St. Louis D2/973
D468,522 S	* 1/2003	Wilson D2/975

* cited by examiner

Primary Examiner—Dominic Simone

(74) *Attorney, Agent, or Firm*—Jeffer, Mangels, Butler & Marmaro LLP

(21) **Appl. No.:** **29/171,787**

(22) **Filed:** **Nov. 27, 2002**

(51) **LOC (7) Cl.** **02-99**

(52) **U.S. Cl.** **D2/969**

(58) **Field of Search** D2/896, 902, 907,
D2/943, 944, 946, 969, 972–974; 36/45,
50.1, 51, 77 M, 77 R, 83, 88, 113, 114,
126–130

(57) **CLAIM**

The ornamental design for a shoe upper, as shown and described.

DESCRIPTION

FIG. 1 is a perspective view of a shoe upper showing our new design;

FIG. 2 is a top plan view thereof;

FIG. 3 is a left side elevational view thereof;

FIG. 4 is a right side elevational view thereof;

FIG. 5 is a front elevational view thereof; and,

FIG. 6 is a rear elevational view thereof.


The broken line showing the sole in the figures is for illustrative purposes only and forms no part of the claimed design.

(56) **References Cited**

U.S. PATENT DOCUMENTS

D255,956 S	*	7/1980	Hirsch	D2/907
D266,286 S		9/1982	Vernonet		
D267,441 S	*	1/1983	Clarvit	D2/900
D270,111 S	*	8/1983	Migdow	D2/907
D272,962 S	*	3/1984	Clarvit	D2/900
D283,173 S		4/1986	Malone		
4,642,914 A		2/1987	Caldeira		
D301,798 S		6/1989	Jonah		
D304,128 S		10/1989	Kolman et al.		

1 Claim, 3 Drawing Sheets



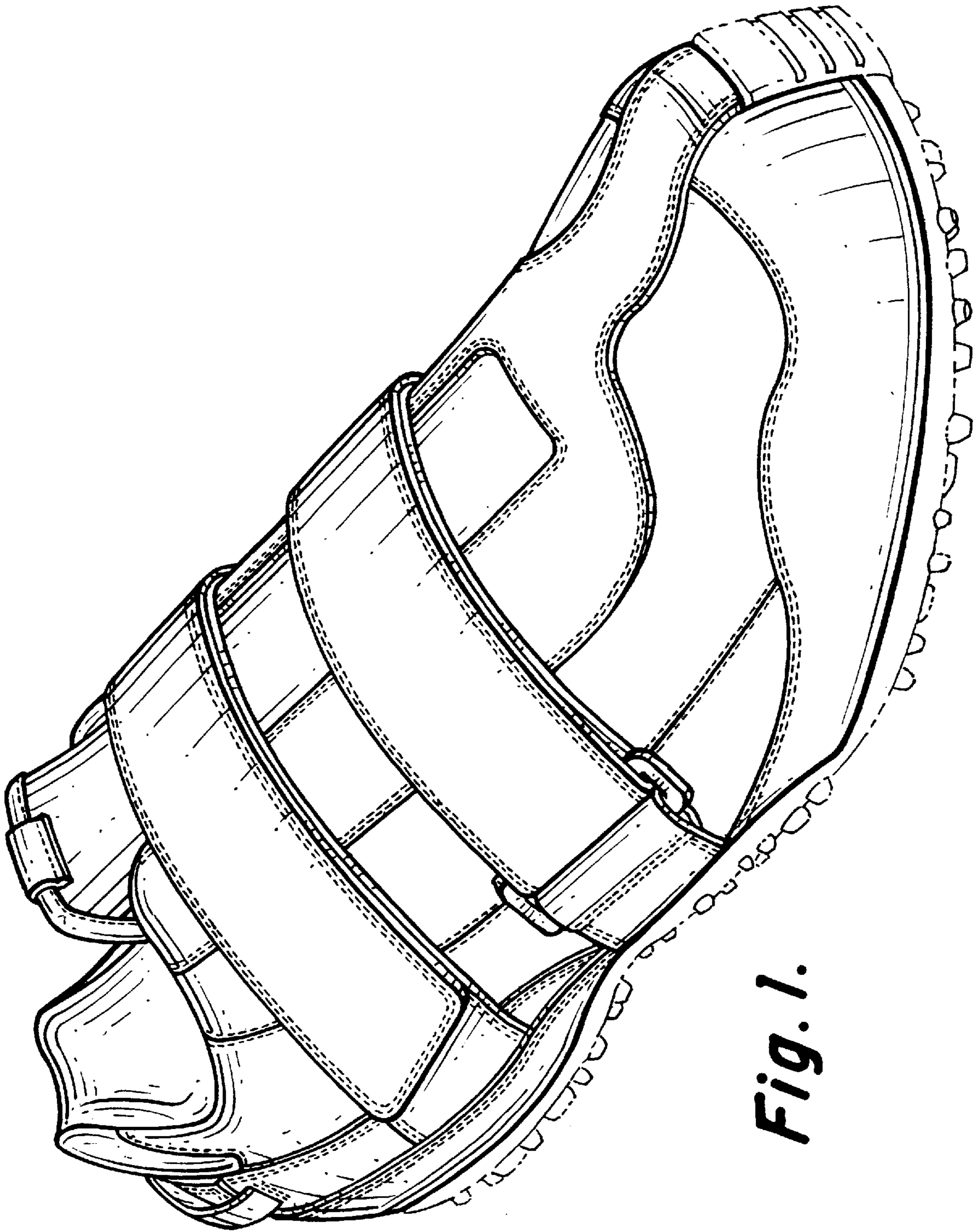


Fig. 1.

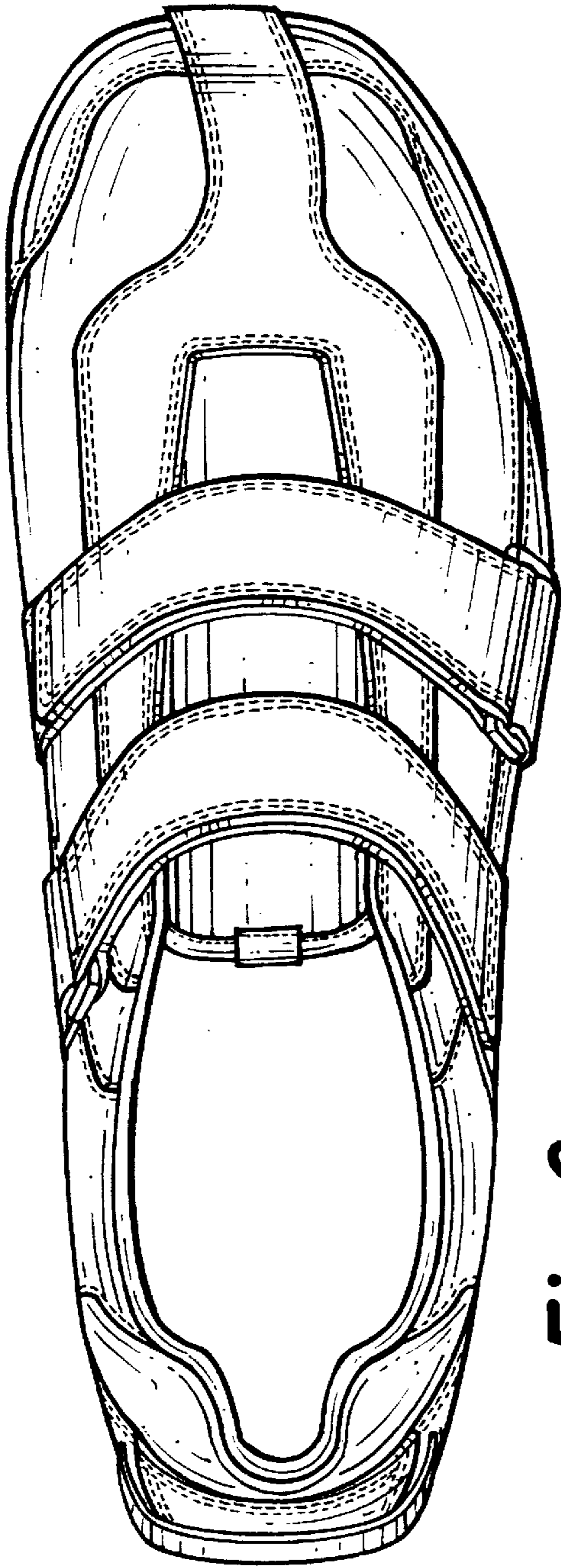


Fig. 2.

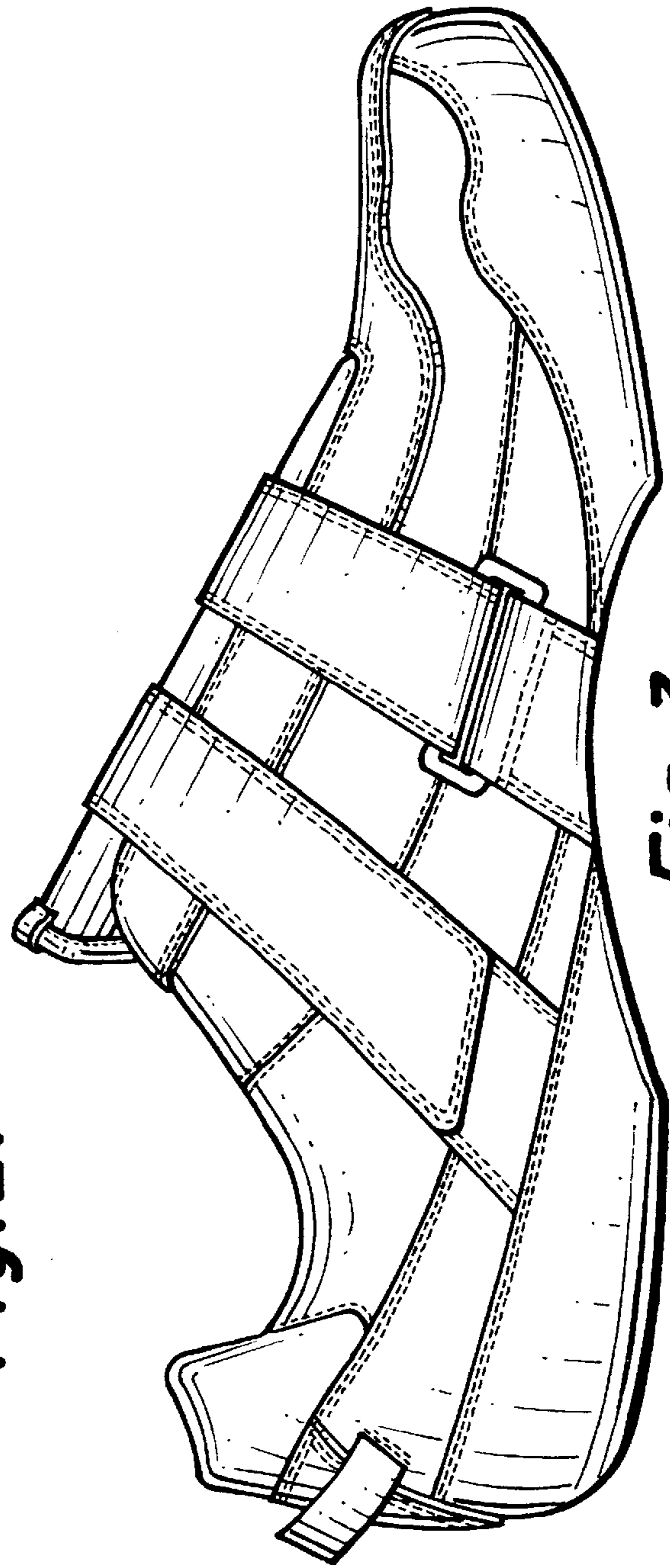


Fig. 3.

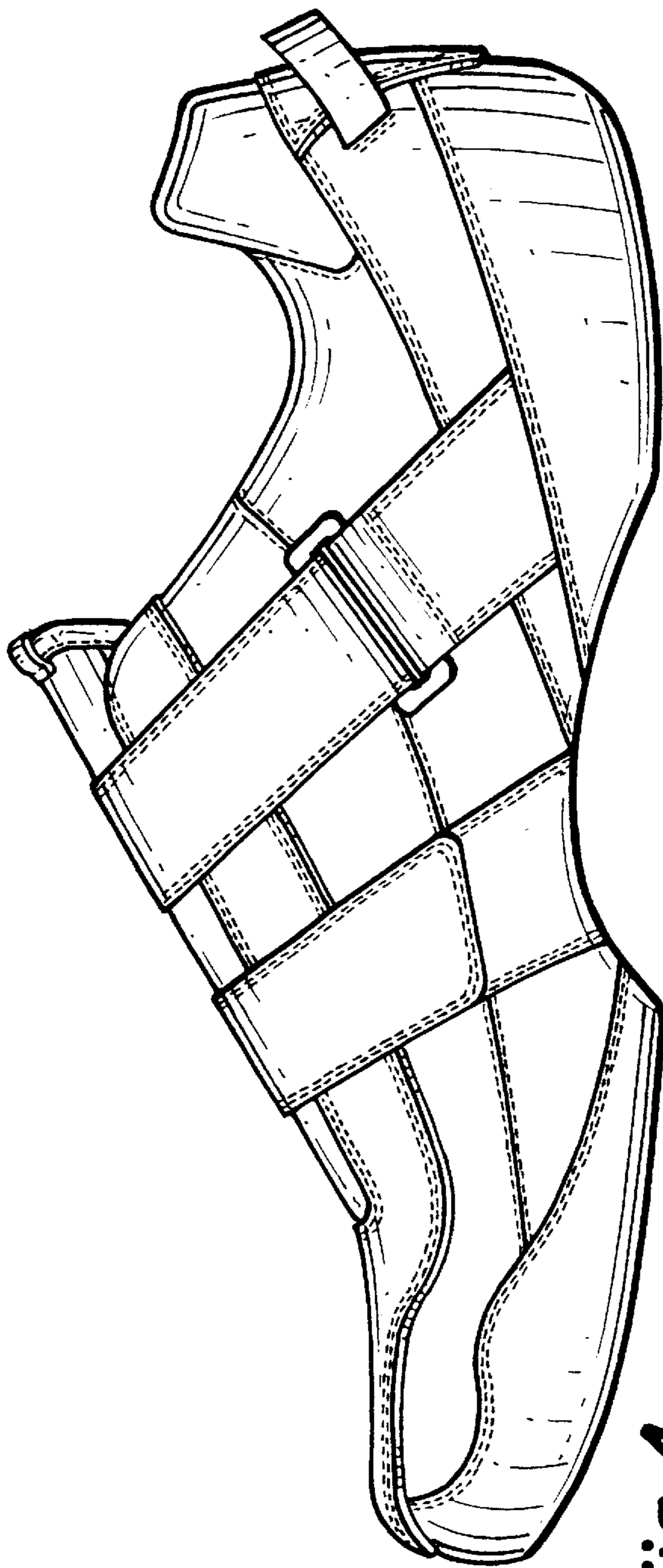


Fig. 4.

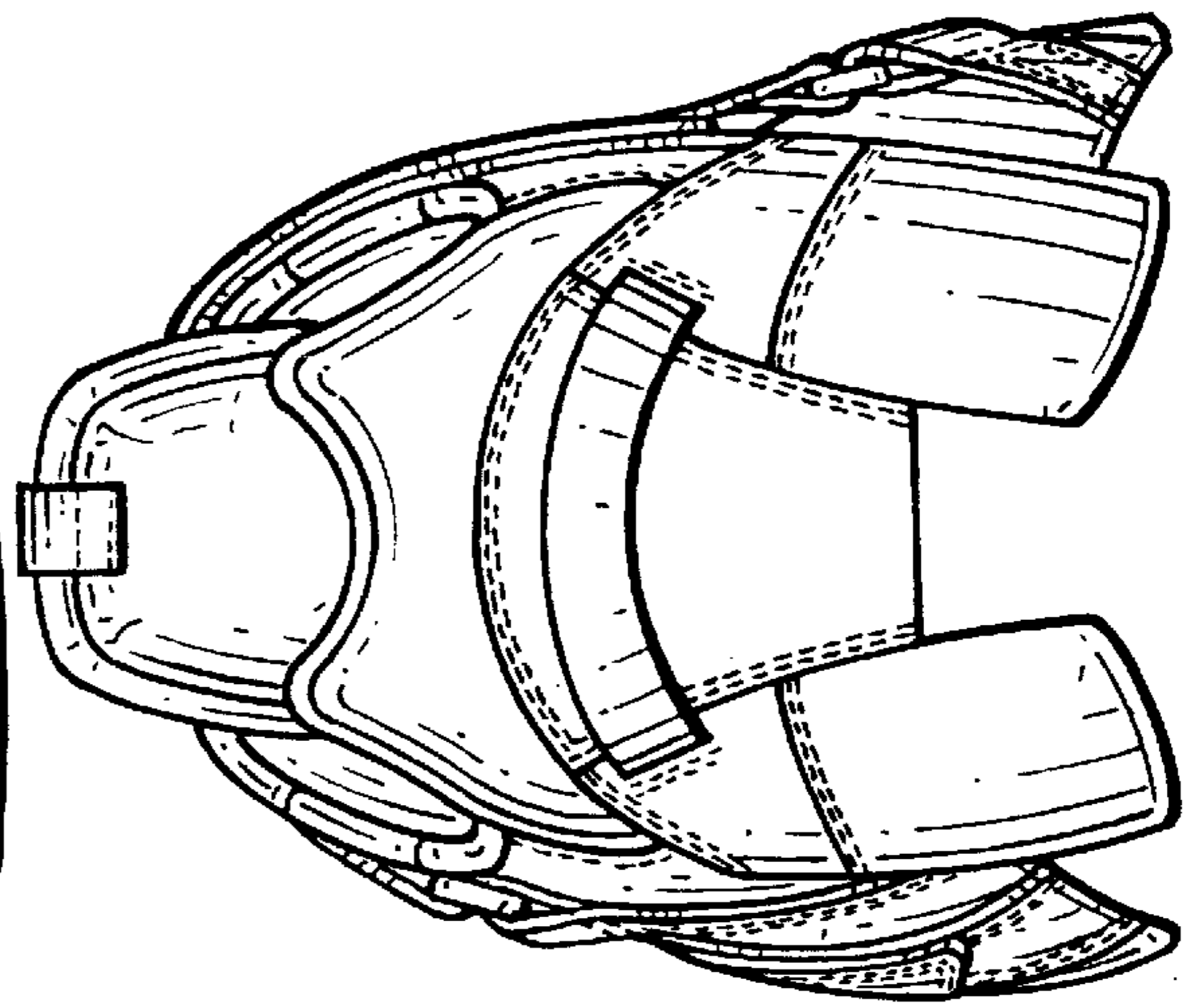


Fig. 6.

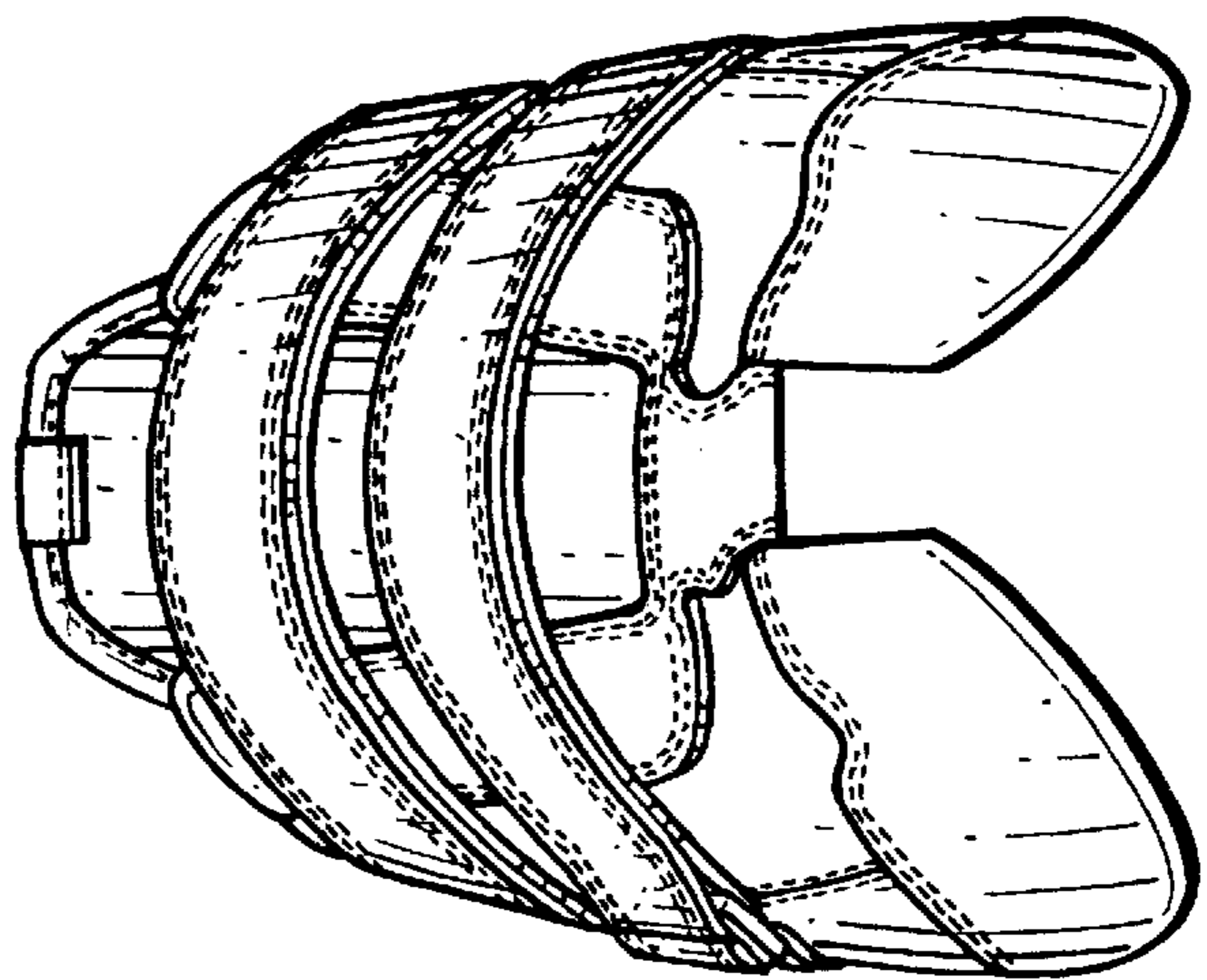


Fig. 5.