



US00D475183S

(12) **United States Design Patent**
McClaskie

(10) **Patent No.:** **US D475,183 S**

(45) **Date of Patent:** **** Jun. 3, 2003**

(54) **SHOE SOLE**

(75) **Inventor:** **Thomas E. McClaskie**, Bethelam, PA (US)

(73) **Assignee:** **Columbia Insurance Company**, Omaha, NE (US)

(**) **Term:** **14 Years**

(21) **Appl. No.:** **29/162,596**

(22) **Filed:** **Jun. 18, 2002**

(51) **LOC (7) Cl.** **02-04**

(52) **U.S. Cl.** **D2/957; D2/951; D2/953; D2/960**

(58) **Field of Search** D2/896, 902, 908, D2/909, 914, 946-949, 951-962, 967, 972, 977; 36/7.1, 7.2, 7.3, 7.5, 14, 22 R, 25 R, 32 A, 32 R, 59 R, 239

(56) **References Cited**

U.S. PATENT DOCUMENTS

D289,943 S	*	5/1987	Liebscher et al.	D2/959
D320,884 S	*	10/1991	Brue	D2/957
D350,640 S	*	9/1994	Kayano et al.	D2/957
D356,671 S	*	3/1995	Blanchini	D2/957
D382,692 S	*	8/1997	Carlson	D2/960
D389,295 S	*	1/1998	Kelchak	D2/960
D397,544 S	*	9/1998	Egelja	D2/912
D408,119 S	*	4/1999	Greenberg	D2/960
D408,977 S	*	5/1999	Greenberg	D2/960

D409,361 S	*	5/1999	Greenberg	D2/960
D420,497 S	*	2/2000	Panella	D2/957
D428,688 S	*	8/2000	Egelja et al.	D2/957
D429,553 S	*	8/2000	Kelchak	D2/960
D432,294 S	*	10/2000	Wilson	D2/960
D433,790 S	*	11/2000	Oliver	D2/957
D435,334 S	*	12/2000	Wilson	D2/960
D437,104 S	*	2/2001	Mallery	D2/902
D439,032 S	*	3/2001	Kung	D2/960
D468,083 S	*	1/2003	Morais	D2/960

* cited by examiner

Primary Examiner—Celia Murphy

(74) *Attorney, Agent, or Firm*—St. Onge Steward Johnston & Reens LLC

(57) **CLAIM**

The ornamental design for a shoe sole, as shown and described.

DESCRIPTION

FIG. 1 illustrates a perspective view of the shoe sole.
 FIG. 2 illustrates a side view of the shoe sole of FIG. 1.
 FIG. 3 illustrates an opposite side view of the shoe sole of FIG. 1.
 FIG. 4 illustrates a front view of the shoe sole of FIG. 1.
 FIG. 5 illustrates a rear view of the shoe sole of FIG. 1; and,
 FIG. 6 illustrates a top view of the shoe sole of FIG. 1.
 The broken line shown in FIGS. 4 and 5 sole represent the boundary of the design, and forms no part of the claim.

1 Claim, 4 Drawing Sheets

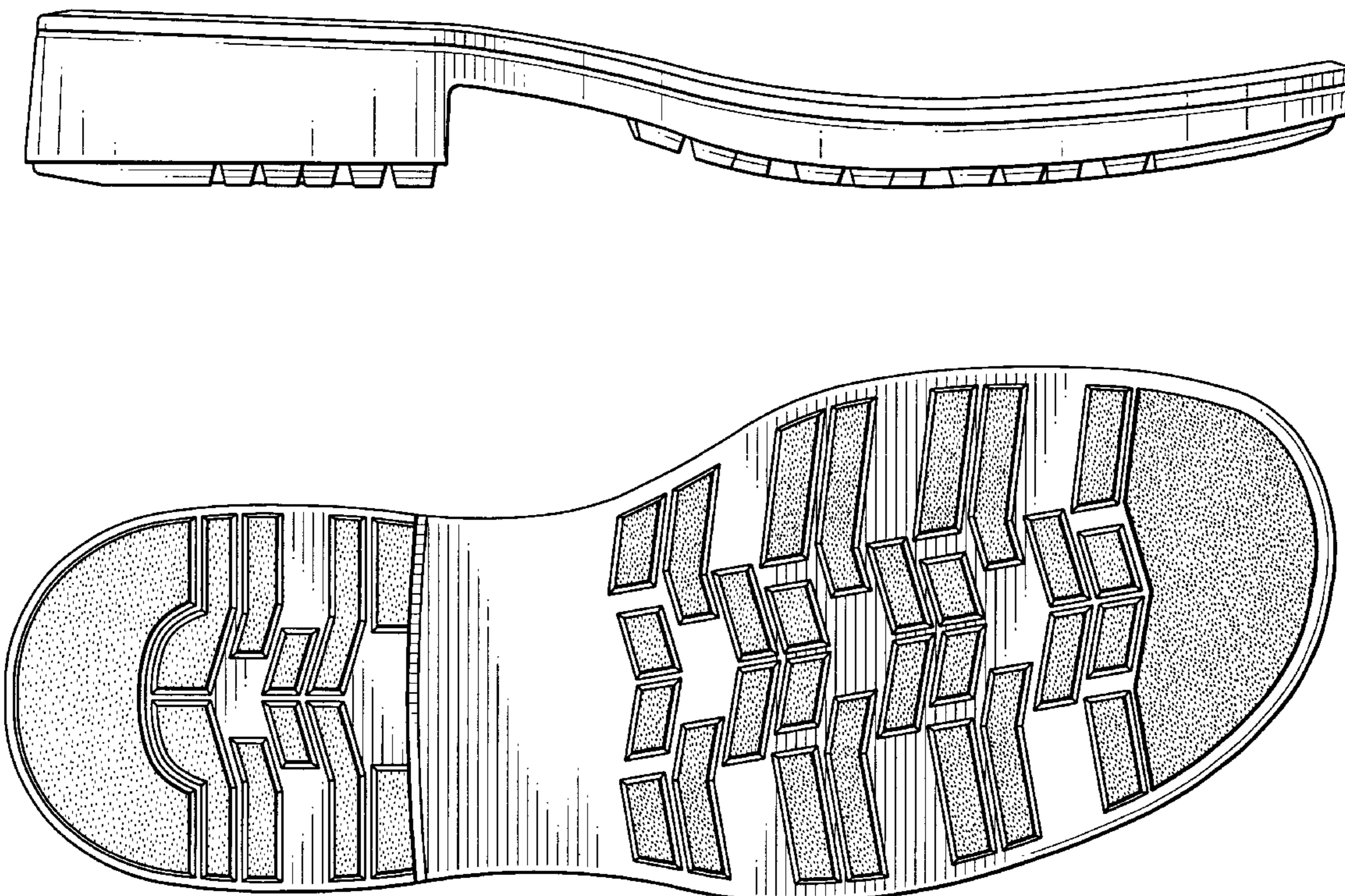
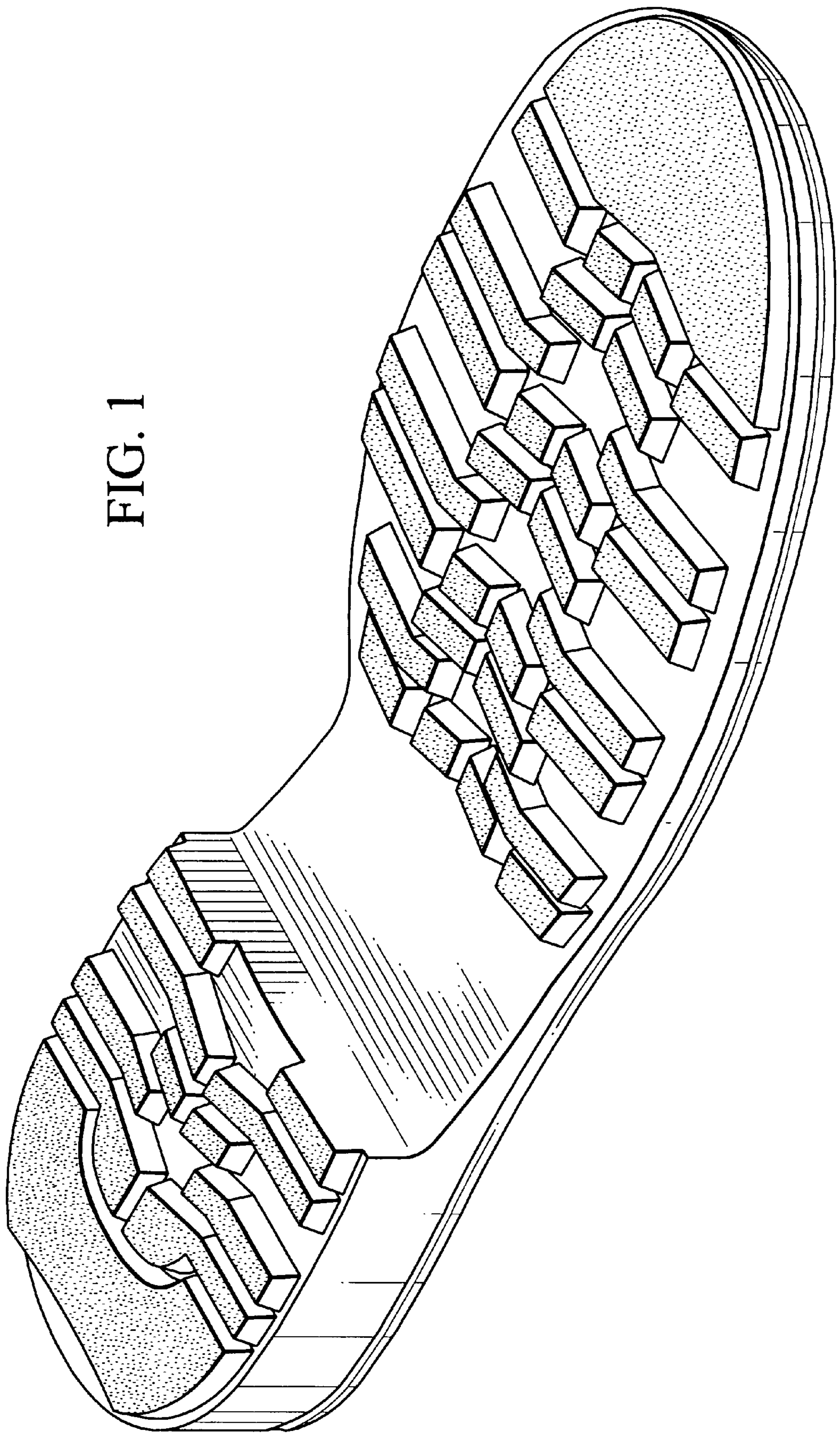


FIG. 1



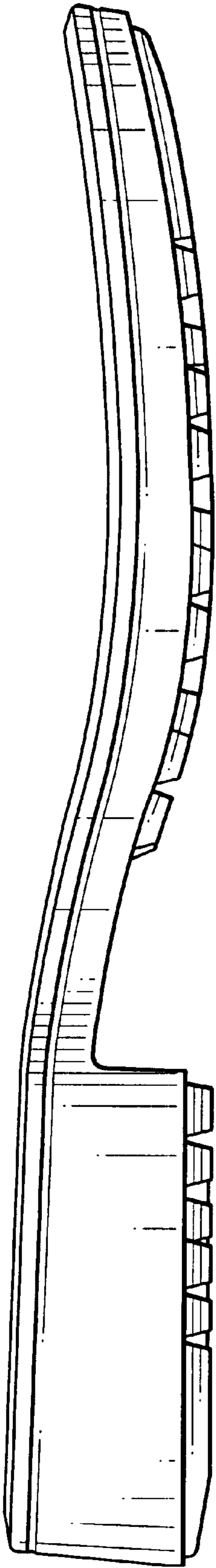


FIG. 2

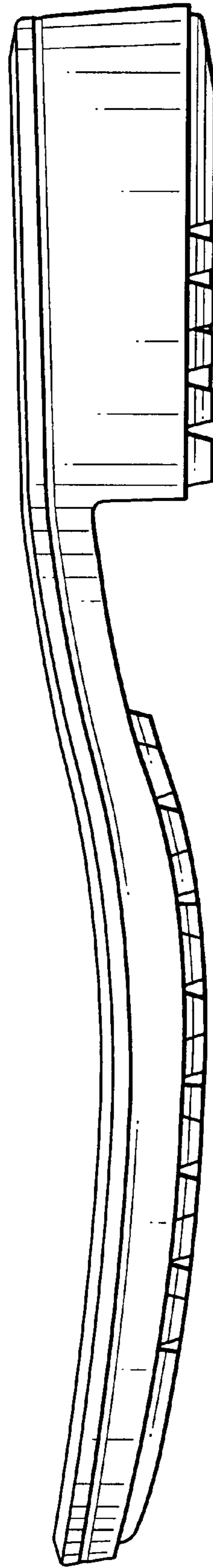


FIG. 3

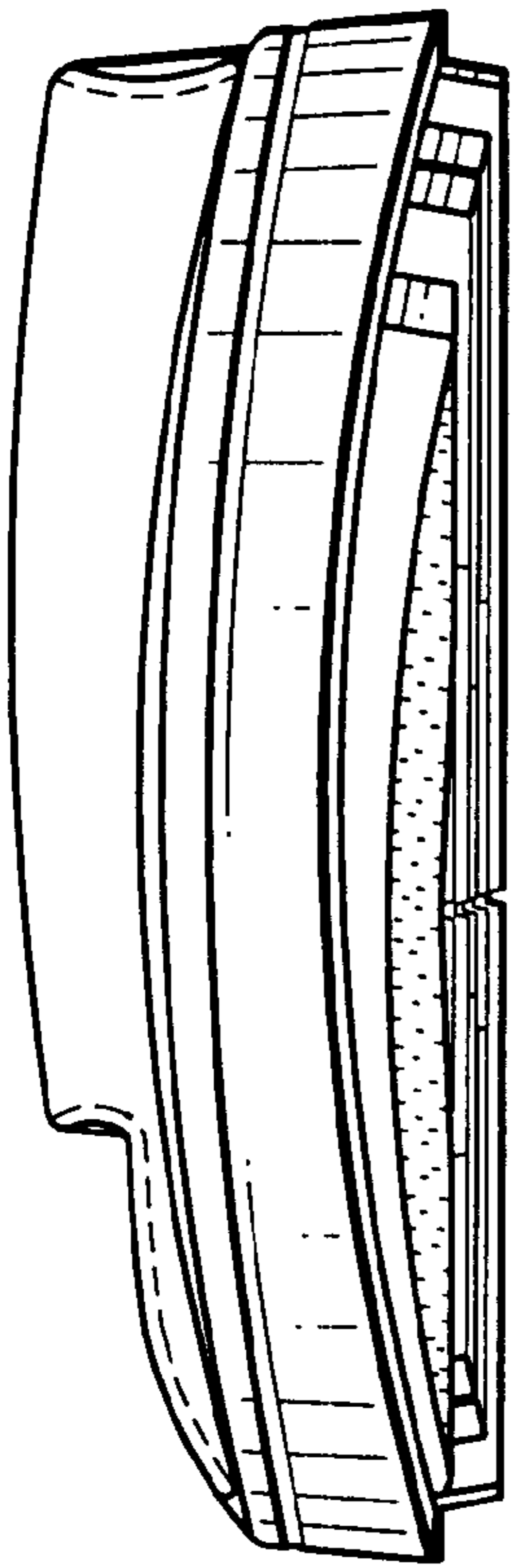


FIG. 4




FIG. 5

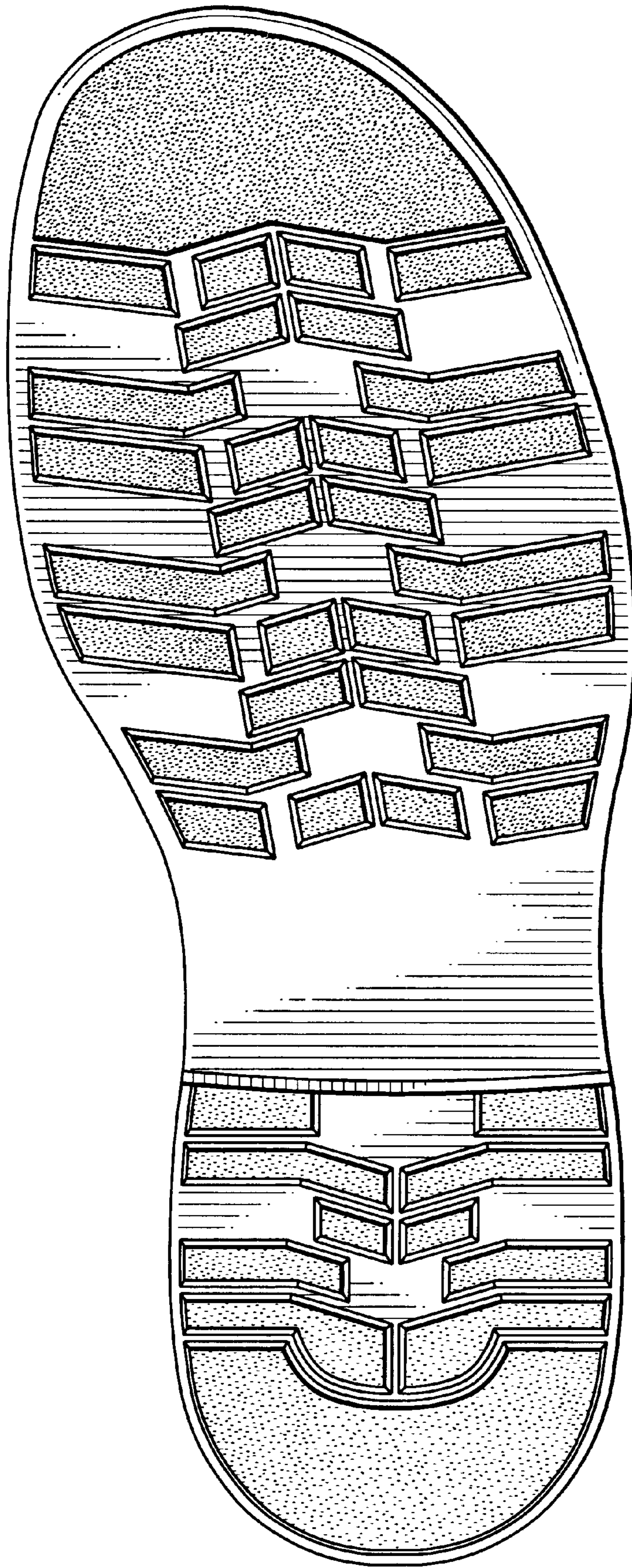


FIG. 6