



US00D475182S

(12) **United States Design Patent**
Matis

(10) **Patent No.:** **US D475,182 S**

(45) **Date of Patent:** **** Jun. 3, 2003**

(54) **FOOTWEAR SOLE**

(75) **Inventor:** **Clark A. Matis**, Charlotte, VT (US)

(73) **Assignee:** **Wolverine World Wide, Inc.**,
Rockford, MI (US)

(**) **Term:** **14 Years**

(21) **Appl. No.:** **29/161,491**

(22) **Filed:** **May 30, 2002**

(51) **LOC (7) Cl.** **02-04**

(52) **U.S. Cl.** **D2/956; D2/953; D2/954**

(58) **Field of Search** D2/897, 902, 908,
D2/909, 914, 946-949, 951-962, 967, 972,
977; 36/7.3, 7.5, 14, 22 R, 25 R, 32 R,
3 B, 59 R

(56) **References Cited**

U.S. PATENT DOCUMENTS

D252,420 S	*	7/1979	Bowers et al.	D2/956
D255,957 S	*	7/1980	Pasquier	D2/953
D257,799 S	*	1/1981	Combaret	D2/955
D408,976 S	*	5/1999	Shanks, Jr. et al.	D2/956
D439,731 S	*	4/2001	Pawlus	D2/956
D444,293 S	*	7/2001	Turner et al.	D2/958
D445,561 S	*	7/2001	Bramani	D2/954
D447,325 S	*	9/2001	Rogers	D2/957
D447,616 S	*	9/2001	Bandini et al.	D2/954
6,385,866 B1	*	5/2002	Sotter	36/67 R
D459,577 S	*	7/2002	McClaskie	D2/955
D461,947 S	*	8/2002	Merceron	D2/956
D463,097 S	*	9/2002	Matis et al.	D2/956
D465,079 S	*	11/2002	Merceron	D2/954

OTHER PUBLICATIONS

Merrell Fall 2002 Catalog, pp. 40-41, 58 and 61.
Merrell Spring 2002 Catalog, pp. 6-9, 12-19, 32-37, 46-47,
58-59, 62-65, 68-69 and 72.

Merrell Fall 2001 Catalog, pp. 28-31.

Merrell Spring 2001 Catalog, pp. 10-13, 38-41, 44-45,
48-49 and 52-53.

Merrell Fall 2000 Catalog, p. 27.

Merrell Spring 2000 Catalog, p. 41.

Merrell Fall 1999 Catalog, pp. 18 and 20-21.

* cited by examiner

Primary Examiner—Celia Murphy

(74) *Attorney, Agent, or Firm*—Warner Norcross & Judd

(57) **CLAIM**

The ornamental design for a footwear sole, as shown and described.

DESCRIPTION

FIG. 1 is a perspective view of the footwear sole embodying my new design;

FIG. 2 is a bottom plan view thereof;

FIG. 3 is a right side elevational view thereof;

FIG. 4 is a left side elevational view thereof;


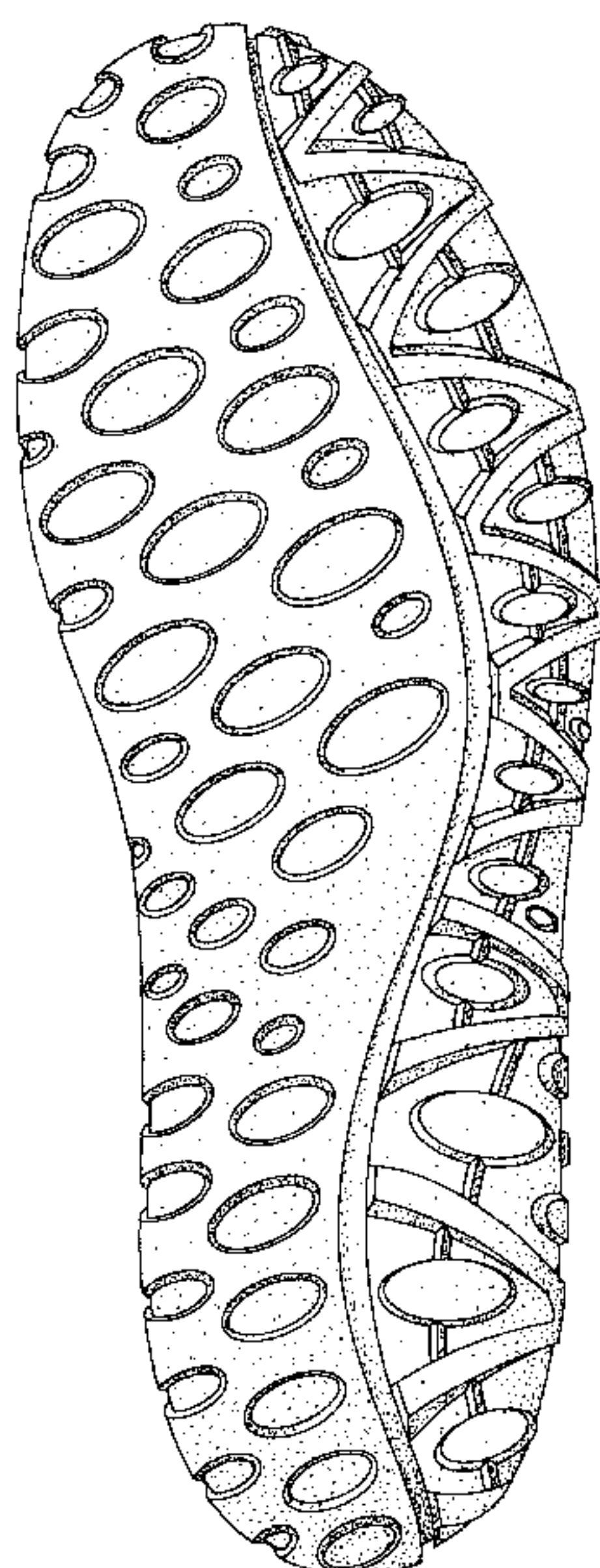
FIG. 5 is a front elevational view thereof; and,

FIG. 6 is a rear elevational view thereof.

FIGS. 1 and 3-6 show portions of an upper and a midsole in broken lines. The upper and midsole are shown for environmental purposes and do not form any part of the claimed design.

The broken line along the top edge of the shoe sole throughout the views, defines the boundary of the claimed design. The broken lines form no part of the claim.

1 Claim, 4 Drawing Sheets



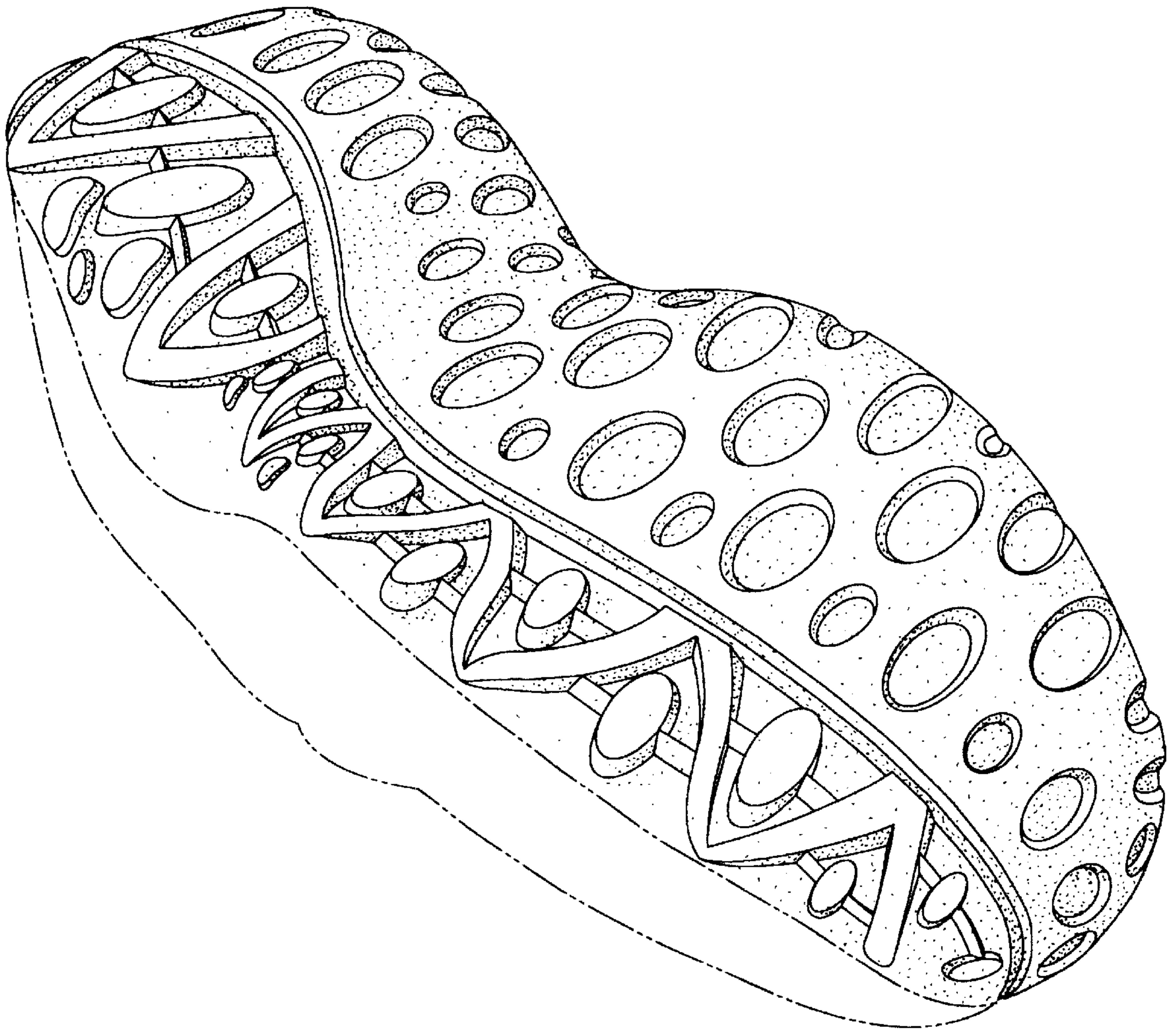


Fig. 1

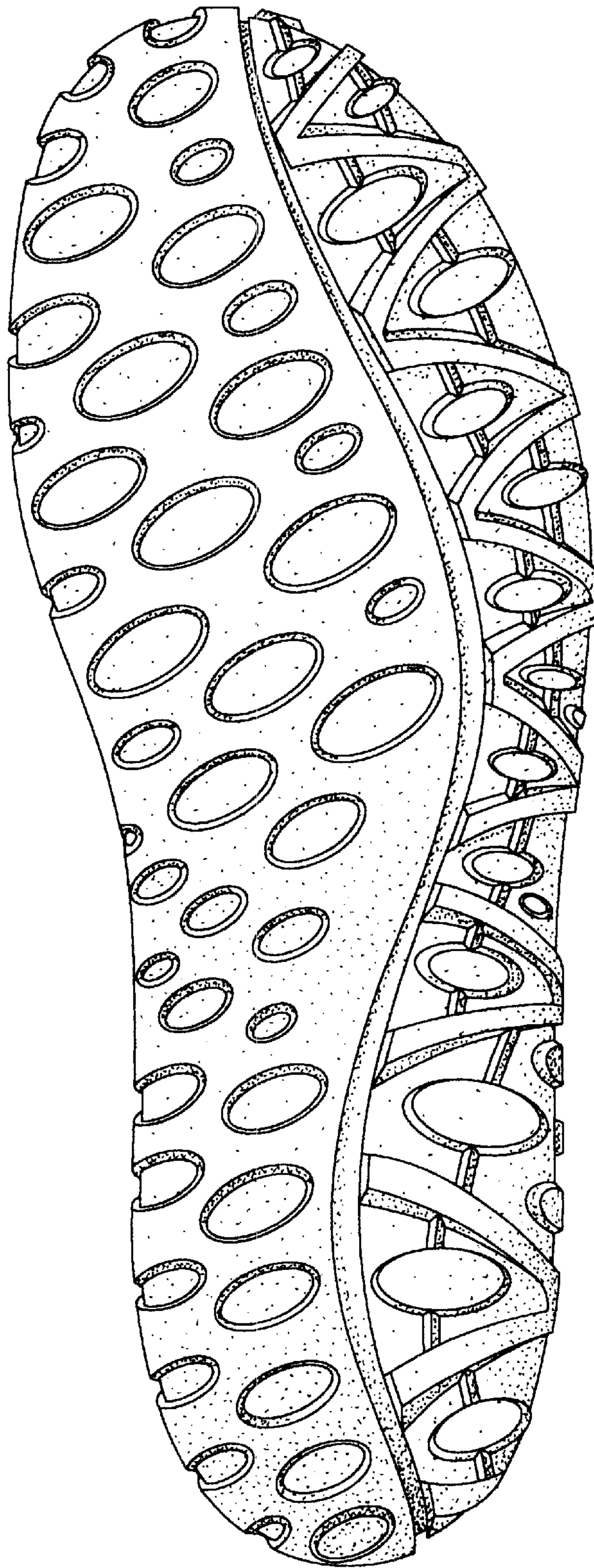


Fig. 2

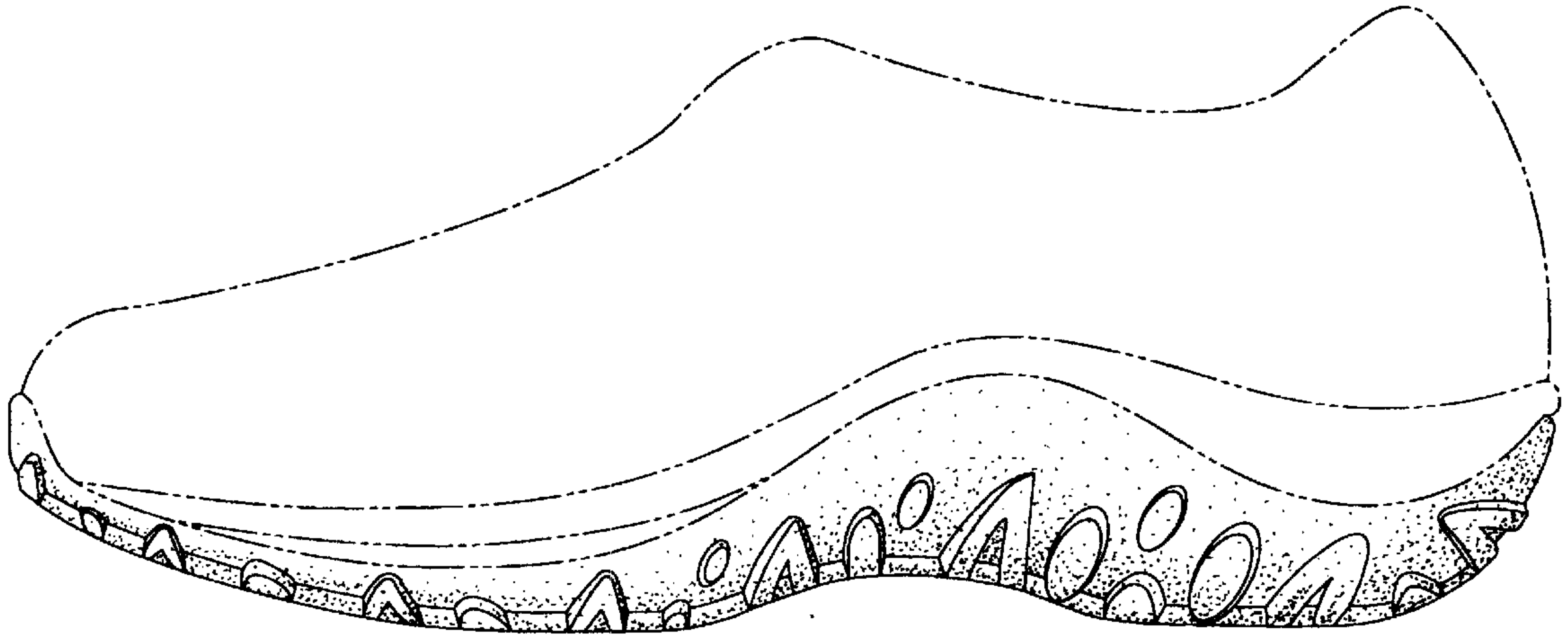


Fig. 3

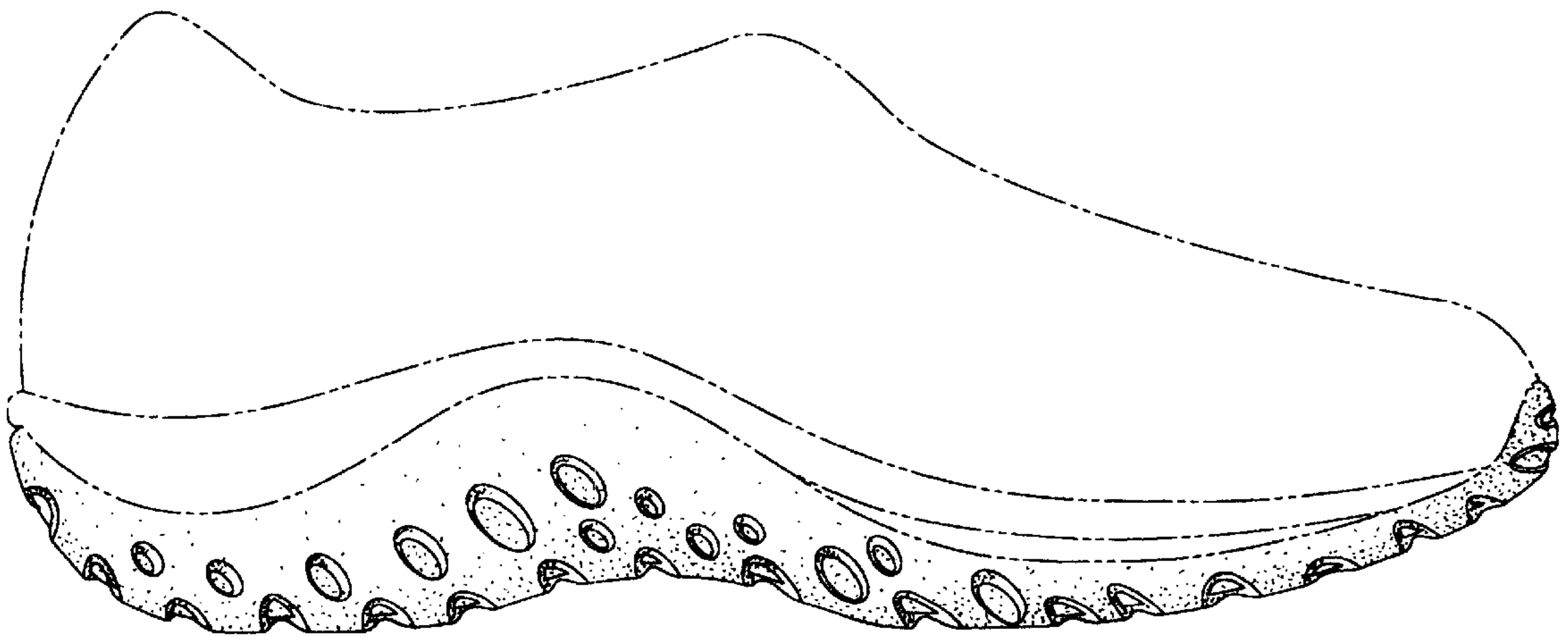


Fig. 4

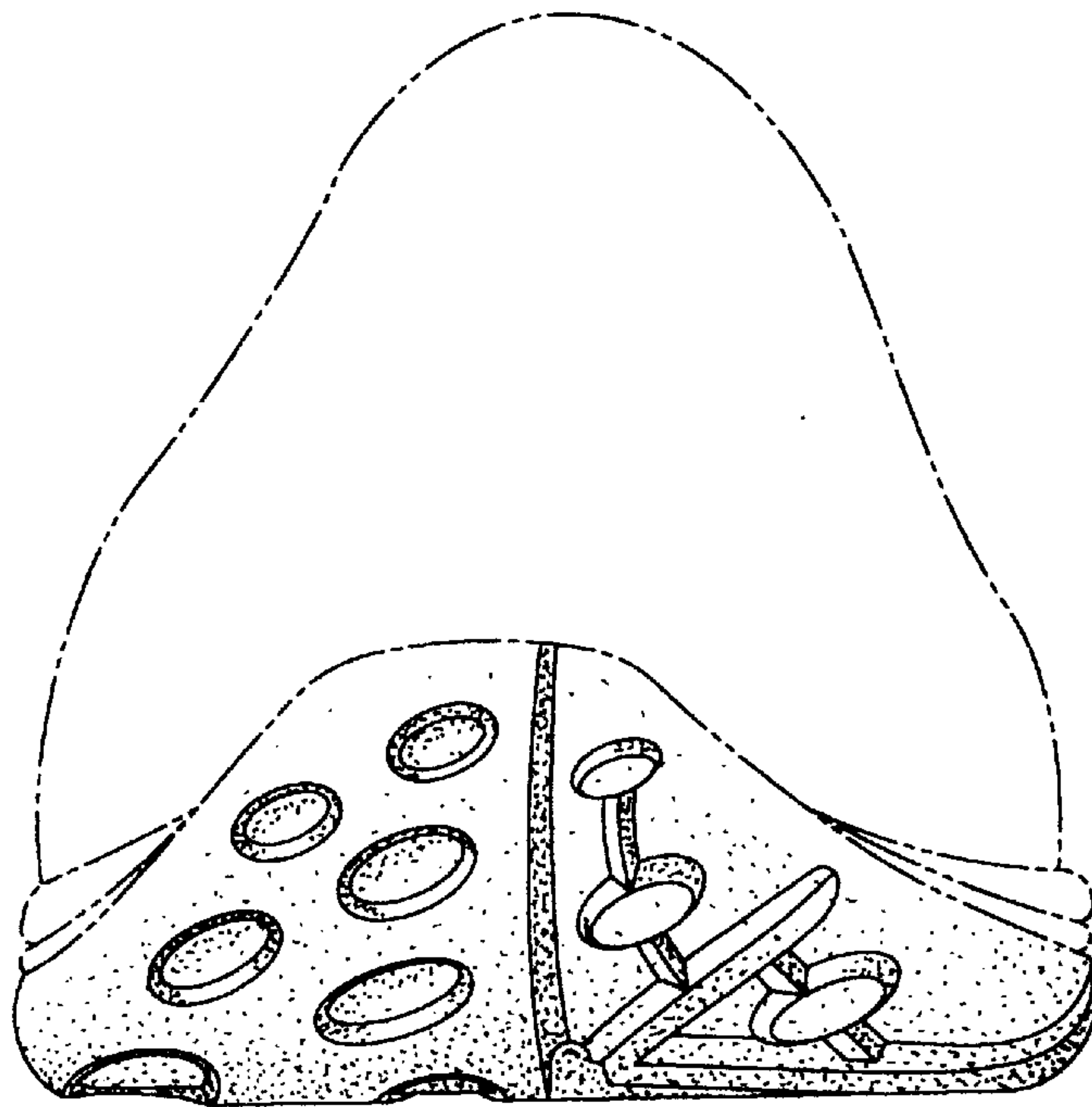


Fig. 5

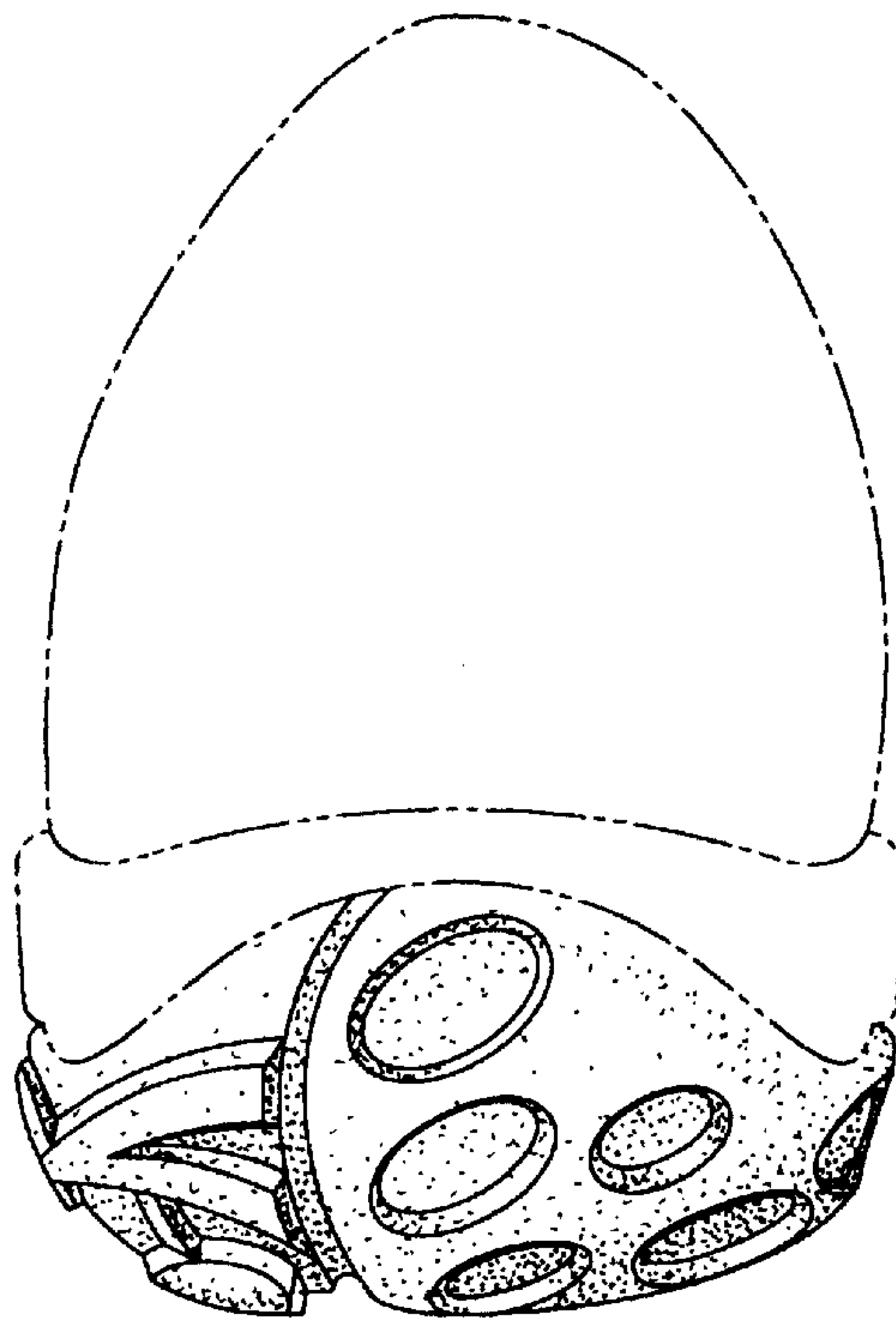


Fig. 6