



US00D475181S

(12) **United States Design Patent**
McClaskie

(10) **Patent No.:** **US D475,181 S**

(45) **Date of Patent:** **** Jun. 3, 2003**

(54) **SHOE SOLE**

(75) **Inventor:** **Thomas E. McClaskie**, Bethlehem, PA (US)

(73) **Assignee:** **Columbia Insurance Company**, Omaha, NE (US)

(**) **Term:** **14 Years**

(21) **Appl. No.:** **29/161,609**

(22) **Filed:** **May 30, 2002**

(51) **LOC (7) Cl.** **02-04**

(52) **U.S. Cl.** **D2/953; D2/947**

(58) **Field of Search** D2/897, 902, 908, D2/909, 914, 946-949, 951-962, 967, 972, 977; 36/7.3, 7.5, 14, 22 R, 25 R, 32 R, 3 B, 59 R

(56) **References Cited**

U.S. PATENT DOCUMENTS

D107,977 S	*	1/1938	Tousley	
D117,585 S	*	11/1939	Sperry	
2,206,860 A	*	7/1940	Sperry	
2,757,461 A	*	8/1956	Cartmell	
D185,953 S	*	8/1959	MacLeod	
3,971,145 A	*	7/1976	Stegerwald	36/32 R
D255,059 S	*	5/1980	Riley	D2/908
D268,543 S	*	4/1983	Bretschneider	D2/953
D301,391 S	*	6/1989	Duclos et al.	D2/953
D316,773 S	*	5/1991	Valle	D2/953

D326,181 S	*	5/1992	Katz et al.	D2/960
D329,131 S	*	9/1992	Ostberg	D2/953
D368,358 S	*	4/1996	Valle	D2/953
D378,471 S	*	3/1997	Winson	D2/953
D389,993 S	*	2/1998	Ryan	D2/953
D394,946 S	*	6/1998	Gaudio	D2/960
D407,892 S	*	4/1999	Gaudio	D2/960
D429,552 S	*	8/2000	Kern	D2/953
D458,010 S	*	6/2002	Della Valle	D2/953

* cited by examiner

Primary Examiner—Celia Murphy

(74) *Attorney, Agent, or Firm*—St.Onge Steward Johnston & Reens LLC

(57) **CLAIM**

The ornamental design for a shoe sole, as shown and described.

DESCRIPTION

FIG. 1 illustrates a perspective view of a shoe sole showing my new design;
 FIG. 2 illustrates a side view of the shoe sole of FIG. 1;
 FIG. 3 illustrates an opposite side view of the shoe sole of FIG. 1;
 FIG. 4 illustrates a front view of the shoe sole of FIG. 1;
 FIG. 5 illustrates a rear view of the shoe sole of FIG. 1; and,
 FIG. 6 illustrates a top view of the shoe sole of FIG. 1.
 The broken line in FIG. 4 defines the boundary of the claimed design. The broken lines and the area within, form no part of the claim.

1 Claim, 4 Drawing Sheets

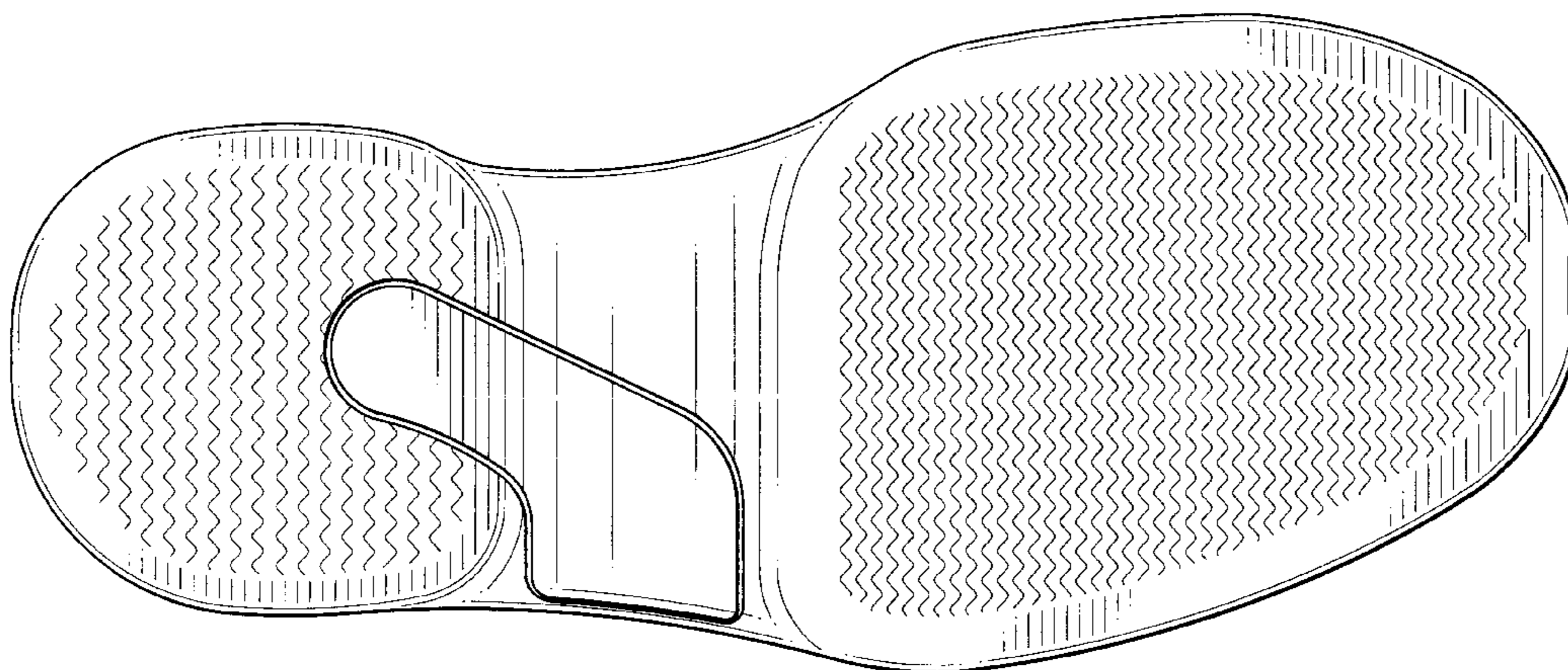
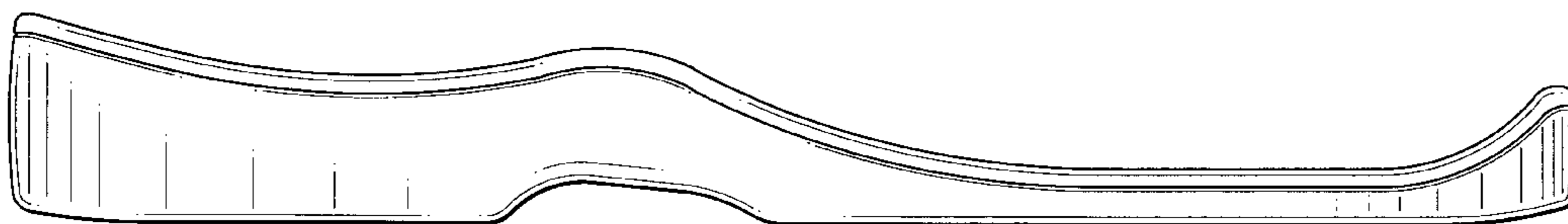


FIG. 1

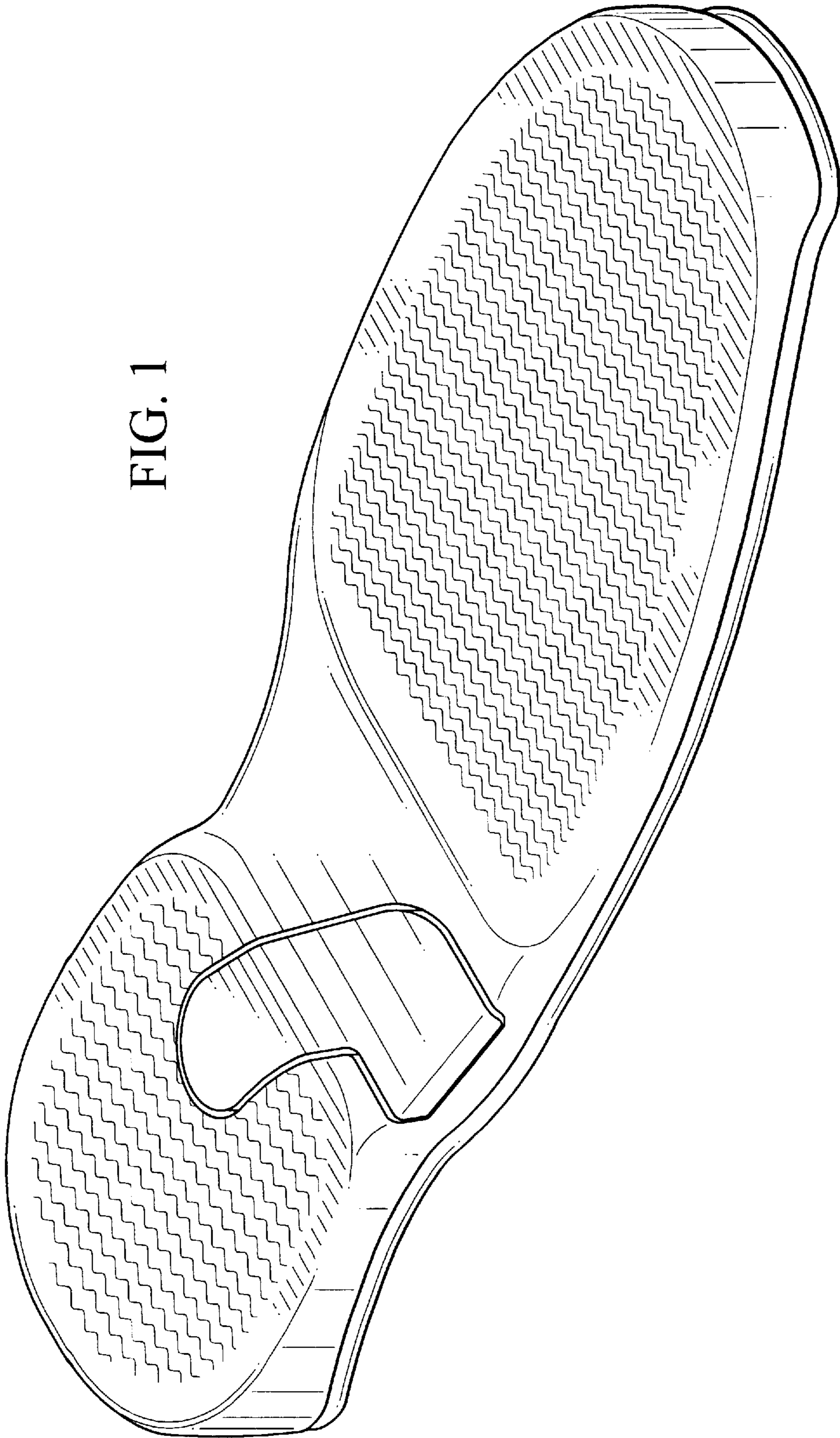




FIG. 2

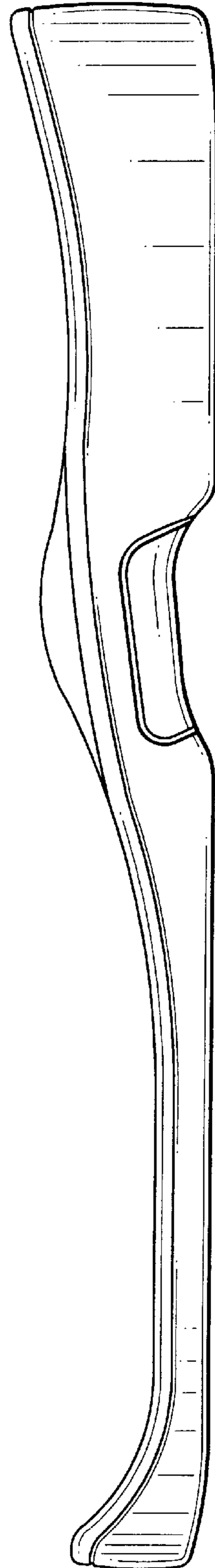


FIG. 3

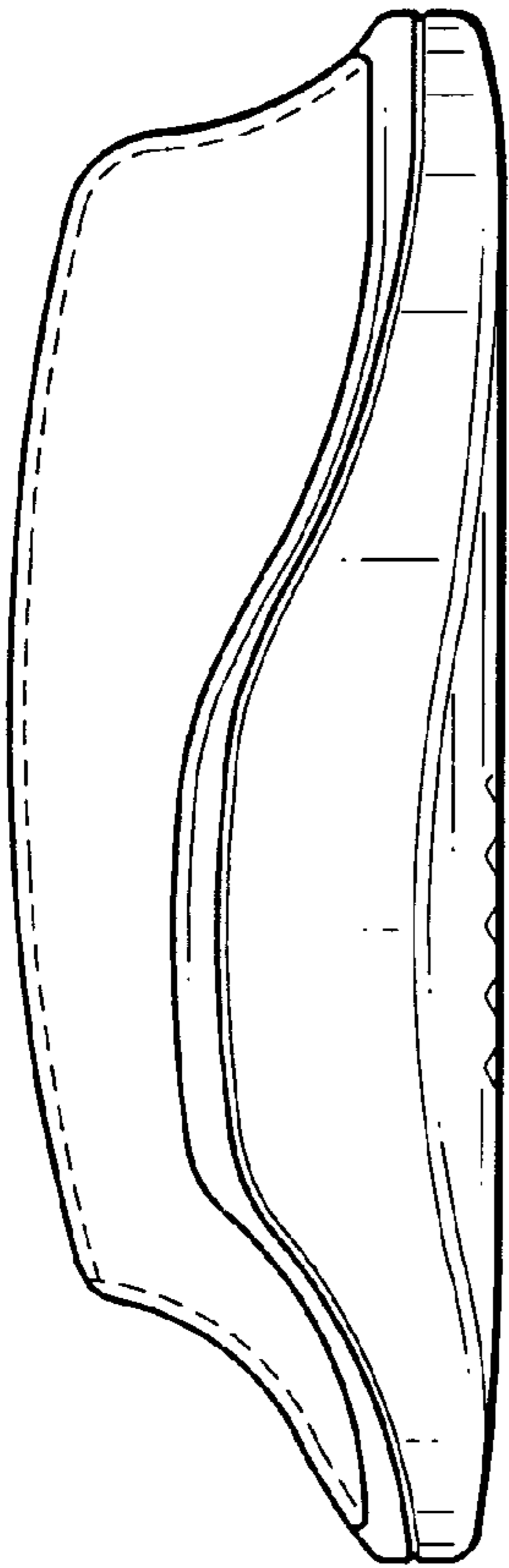


FIG. 4




FIG. 5

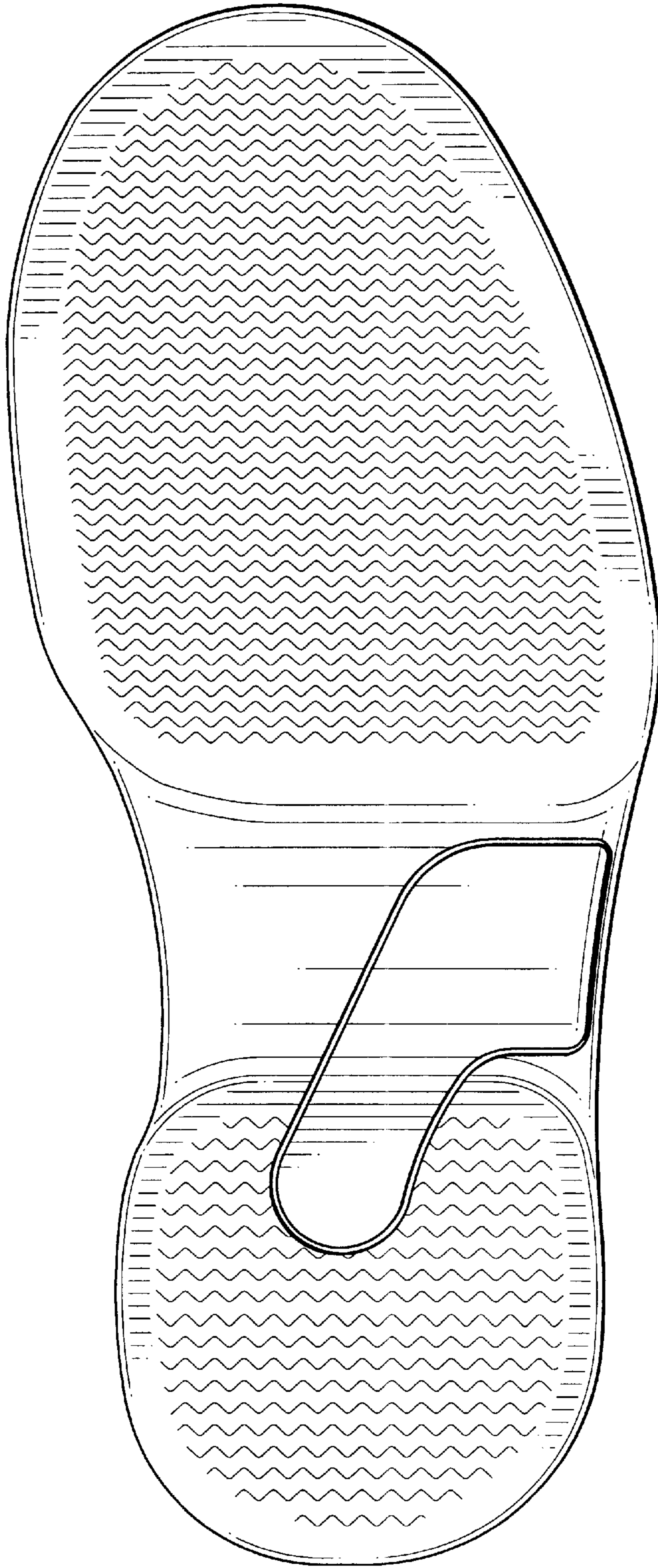


FIG. 6