



US00D475176S

(12) **United States Design Patent**
Moxey, Jr.

(10) **Patent No.:** **US D475,176 S**

(45) **Date of Patent:** **** Jun. 3, 2003**

(54) **SEATBELT PROTECTION DEVICE FOR CHILDREN**

758,146 A * 4/1904 Peterson 2/310
D185,795 S * 8/1959 Mirrione D8/383
D442,351 S * 5/2001 Moxey, Jr. D2/639

(76) **Inventor:** **Charles U. Moxey, Jr.**, 8001 Poinsetta Ave., Cape Canaveral, FL (US) 32920

* cited by examiner

(**) **Term:** **14 Years**

Primary Examiner—Paula A. Mortimer

(21) **Appl. No.:** **29/156,206**

(57) **CLAIM**

(22) **Filed:** **Feb. 25, 2002**

The ornamental design for a seatbelt protection device for children, as shown and described.

(51) **LOC (7) Cl.** **02-07**

DESCRIPTION

(52) **U.S. Cl.** **D2/639**

FIG. 1 is a perspective view of a seatbelt protection device for children showing my new design;
FIG. 2 is a front elevational view thereof;
FIG. 3 is a rear elevational view thereof;
FIG. 4 is a left side elevational view thereof;
FIG. 5 is a right side elevational view thereof;
FIG. 6 is a top plan view thereof; and,
FIG. 7 is a bottom plan view thereof.


(58) **Field of Search** D2/624, 639, 640;
D11/200, 212, 218; D8/383, 396; 24/129 A,
197, 198, 200; 224/264; 2/300, 311, 321,
335

(56) **References Cited**

U.S. PATENT DOCUMENTS

D25,937 S * 8/1896 Hickman D2/639

1 Claim, 3 Drawing Sheets






Fig. 1




Fig. 2

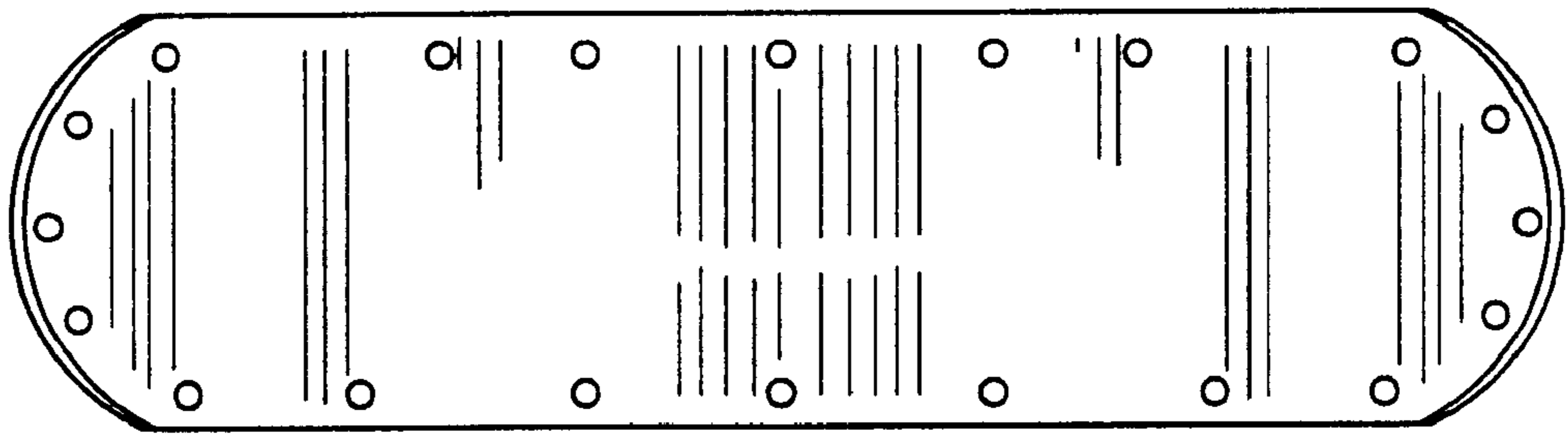


Fig. 3

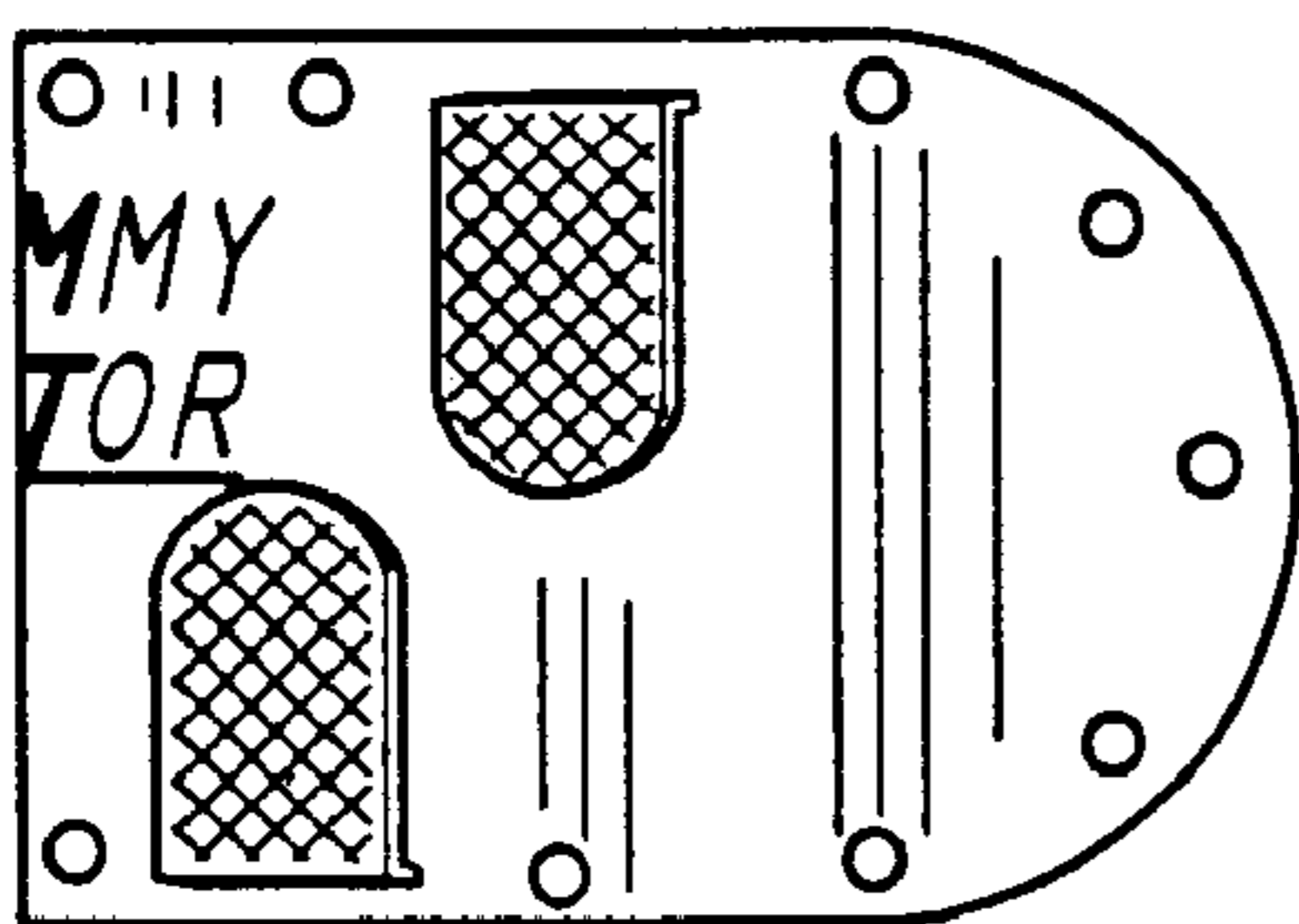


Fig. 4

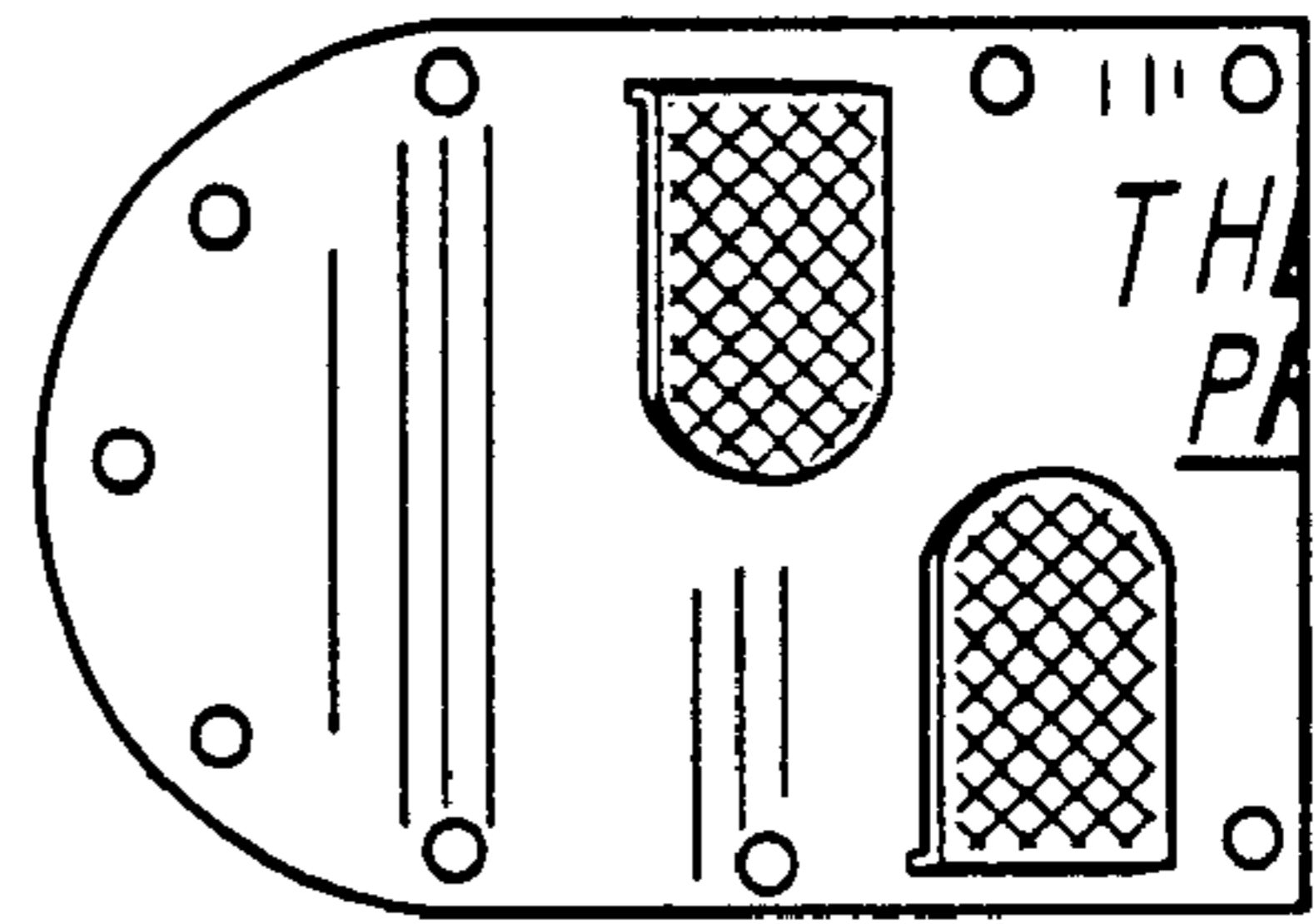


Fig. 5




Fig. 6




Fig. 7