



US00D475164S

(12) **United States Design Patent**
Murray et al.

(10) **Patent No.:** **US D475,164 S**

(45) **Date of Patent:** **** May 27, 2003**

(54) **STEAM VACUUM CLEANER**

(75) Inventors: **Christopher Murray**, Baltimore, MD
(US); **Drew Meng**, Baltimore, MD
(US)

(73) Assignee: **Black & Decker Inc.**, Newark, DE
(US)

(**) Term: **14 Years**

(21) Appl. No.: **29/162,689**

(22) Filed: **Jun. 19, 2002**

(51) **LOC (7) Cl.** **15-05**

(52) **U.S. Cl.** **D32/17**

(58) **Field of Search** D32/17, 18, 21,
D32/31; 15/320-321, 353, 344, 329; 68/222

(56) **References Cited**

U.S. PATENT DOCUMENTS

D231,658 S	5/1974	Stauf	
4,583,260 A	4/1986	Zai	
D289,576 S	4/1987	Okada et al.	
4,896,396 A	1/1990	Giannelli	
D306,225 S	2/1990	Correa	
D313,831 S	1/1991	Gildersleeve	
D314,846 S	2/1991	deBlois	
D315,622 S	3/1991	deBlois et al.	
D325,271 S	4/1992	Osit	
5,289,610 A	3/1994	Monson	
5,341,541 A	* 8/1994	Sham	15/320
D352,141 S	11/1994	Correa et al.	
D352,807 S	11/1994	Sanderud	
D355,058 S	1/1995	Phelan	
D356,191 S	3/1995	Phelan	
D357,772 S	4/1995	Yeun	
5,507,068 A	4/1996	Fan et al.	
D370,319 S	5/1996	Bass et al.	
D371,651 S	7/1996	Bass et al.	
D374,317 S	10/1996	Bass et al.	
D381,476 S	7/1997	Hoffman	
D387,516 S	12/1997	Murray et al.	
D388,562 S	* 12/1997	Doria	D32/17

5,794,303 A	8/1998	Sanfilippo et al.	
5,970,572 A	10/1999	Thomas	
D418,262 S	* 12/1999	Yuen	D32/18
6,031,969 A	2/2000	Burr et al.	
D421,670 S	* 3/2000	Schupp	D32/17
D430,365 S	8/2000	Roberts et al.	
6,148,144 A	11/2000	Milanese	
D435,707 S	* 12/2000	Leung	D32/18
D437,983 S	2/2001	Stratford	
D440,719 S	4/2001	Stratford	
D440,720 S	4/2001	Stratford	
D441,151 S	4/2001	Stratford	
D441,152 S	4/2001	Stratford	
D441,508 S	5/2001	Doria	
D441,926 S	5/2001	Stratford	
D443,960 S	* 6/2001	Shimko et al.	D32/18
D445,972 S	* 7/2001	Doria	D32/17

OTHER PUBLICATIONS

Black & Decker Home Products Catalog, Year: 1999, pp. 4-7.

* cited by examiner

Primary Examiner—Ruth McInroy

(74) *Attorney, Agent, or Firm*—Paul L. Ratcliffe

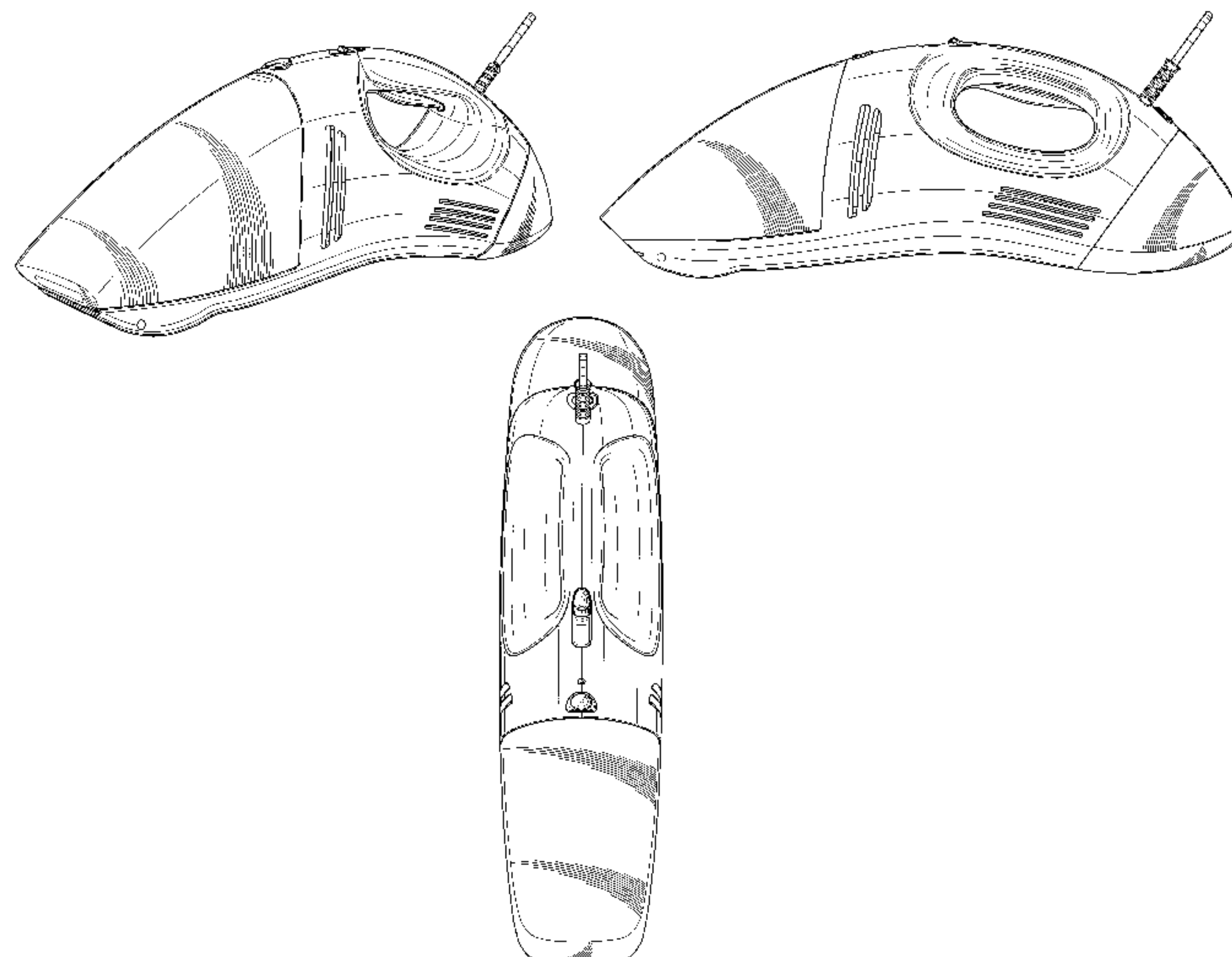
(57) **CLAIM**

The ornamental design for a steam vacuum cleaner, as shown and described.

DESCRIPTION

FIG. 1 is a perspective view of a steam vacuum cleaner taken from the front and one side showing our new design; FIG. 2 is a front elevational view thereof; FIG. 3 is a rear elevational view thereof; FIG. 4 side elevational view thereof taken from the side shown in FIG. 1; FIG. 5 is a side elevational view thereof taken from the side opposite of FIG. 4; FIG. 6 is a top view thereof; and, FIG. 7 is a bottom view thereof.

1 Claim, 5 Drawing Sheets



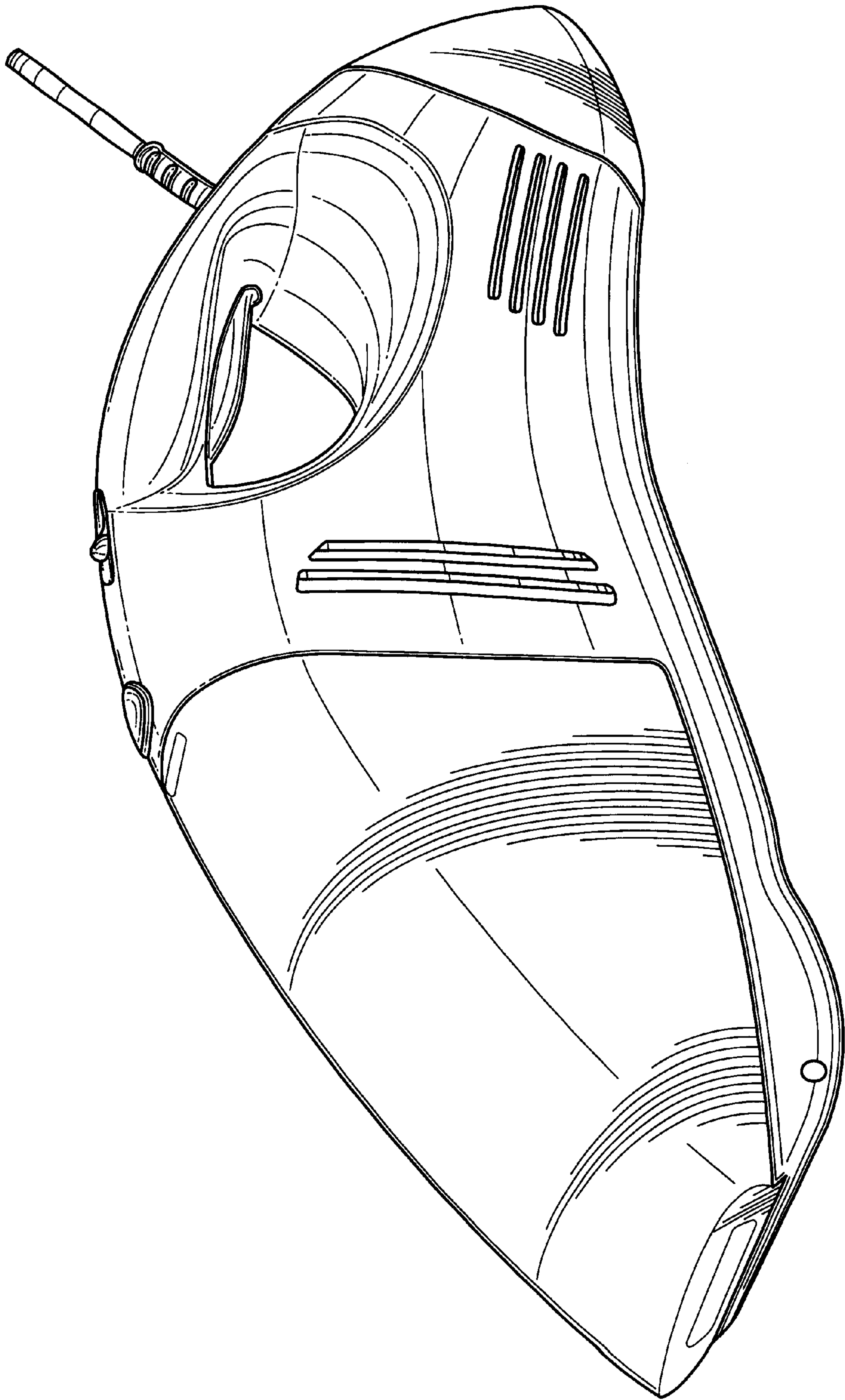


FIG. 1

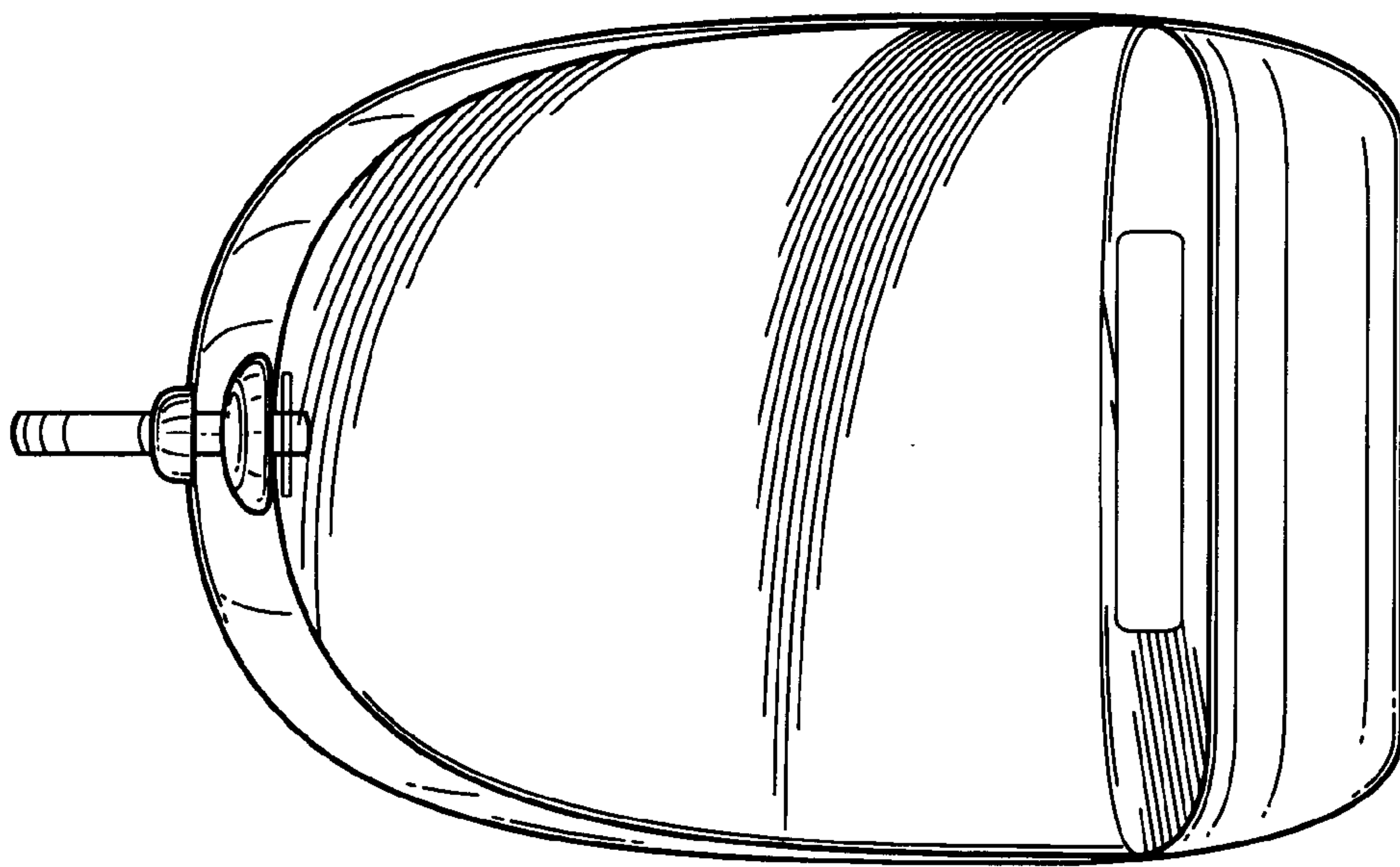


FIG. 2

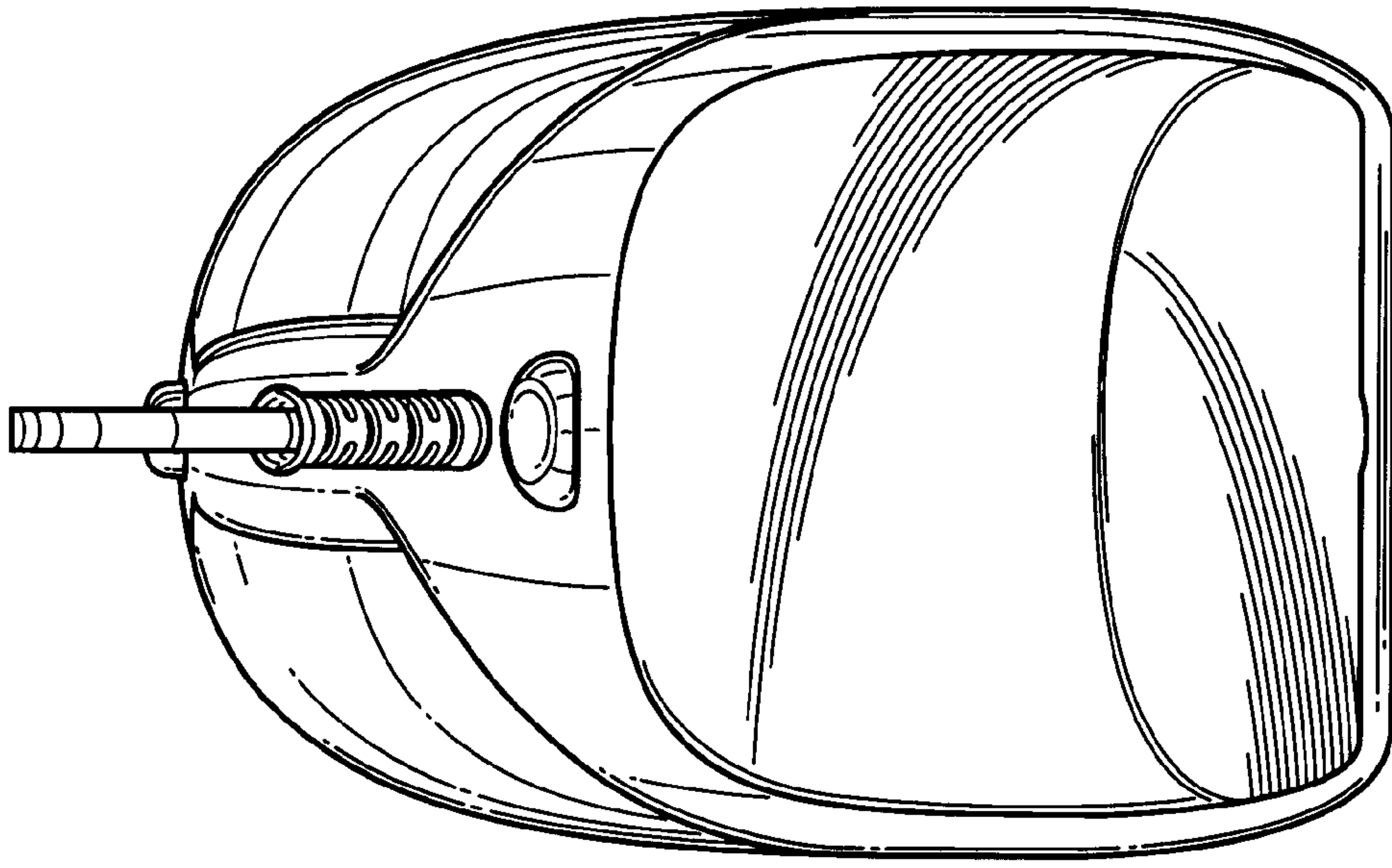


FIG. 3

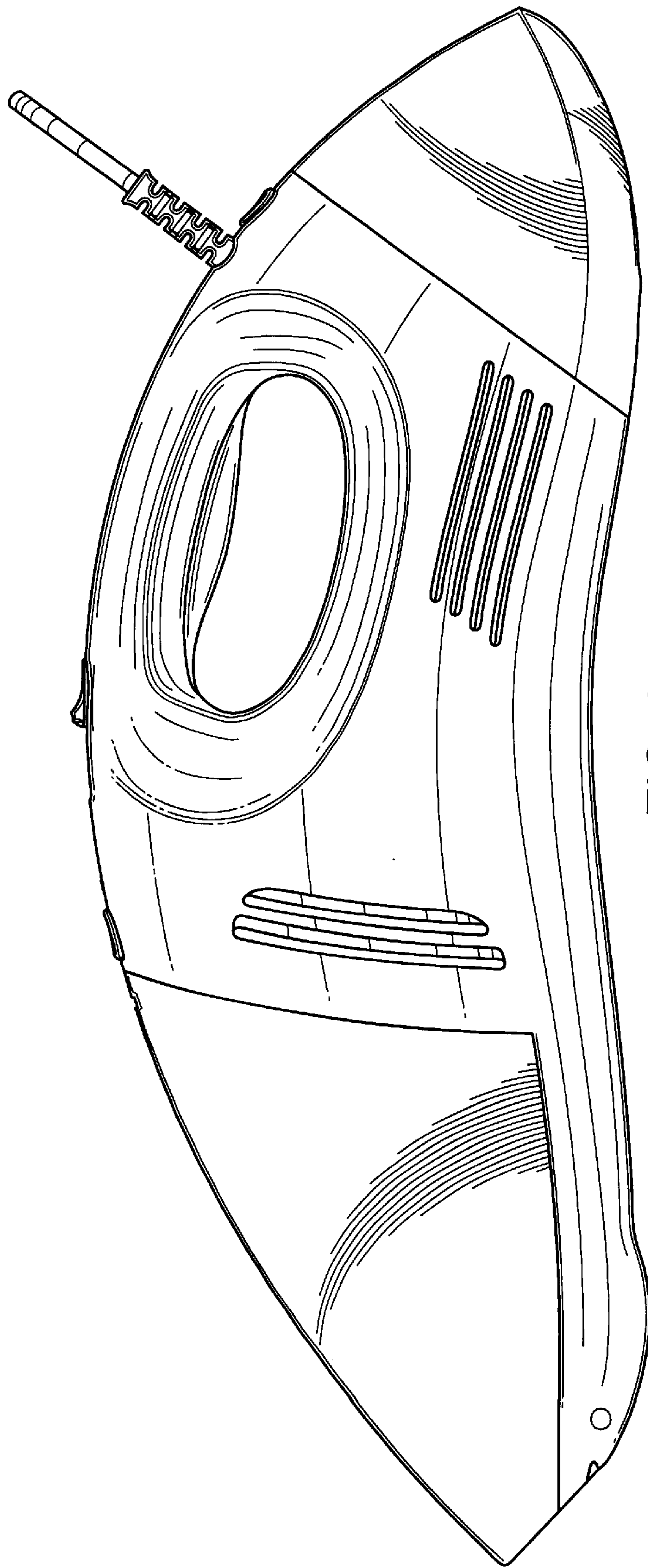


FIG. 4

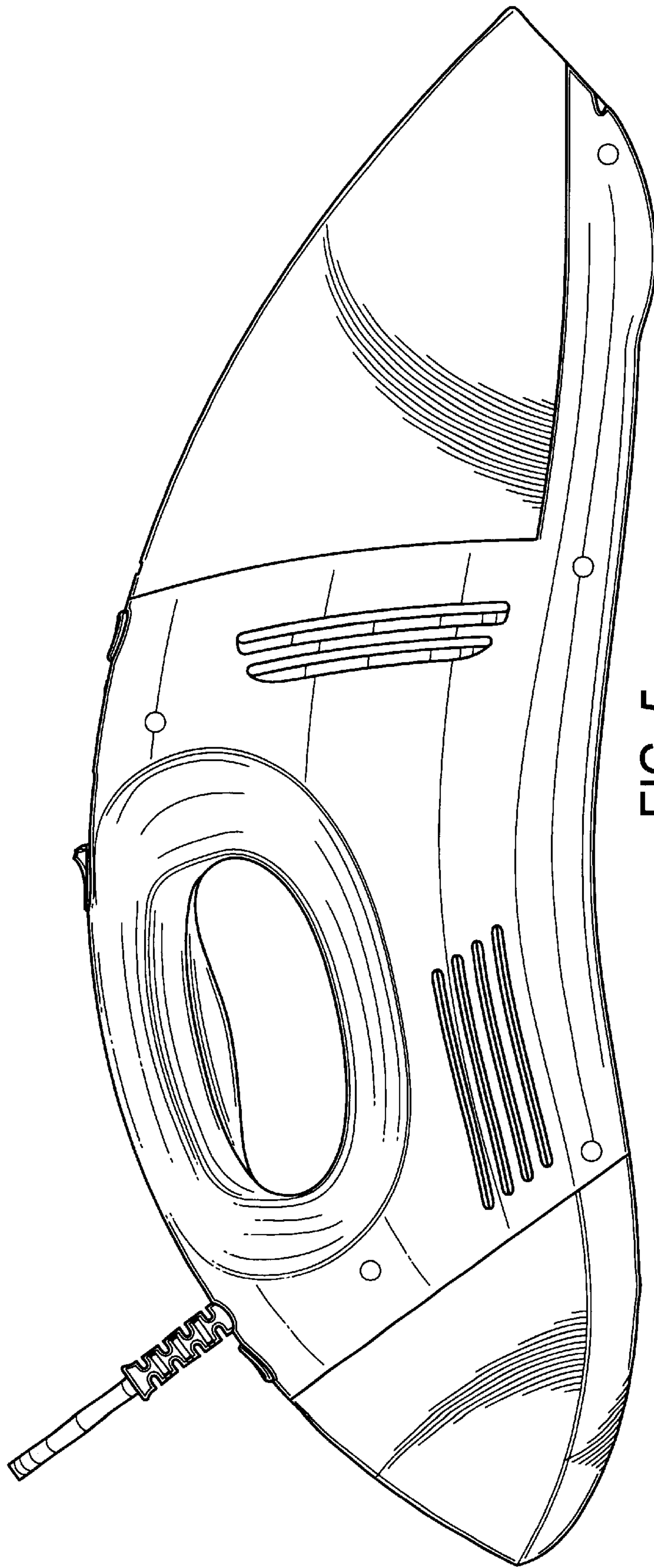


FIG. 5

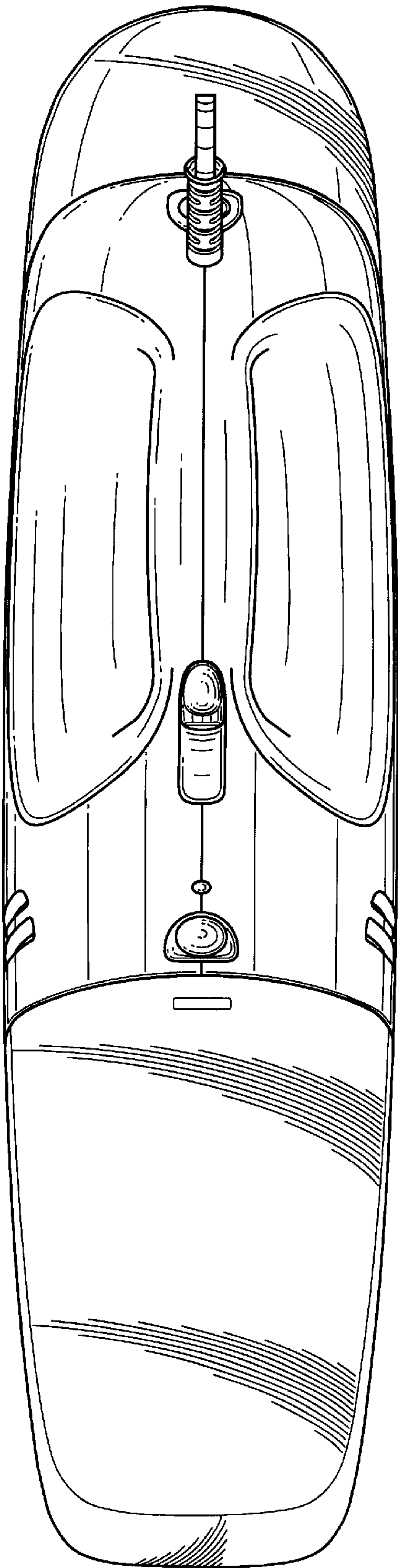


FIG. 6

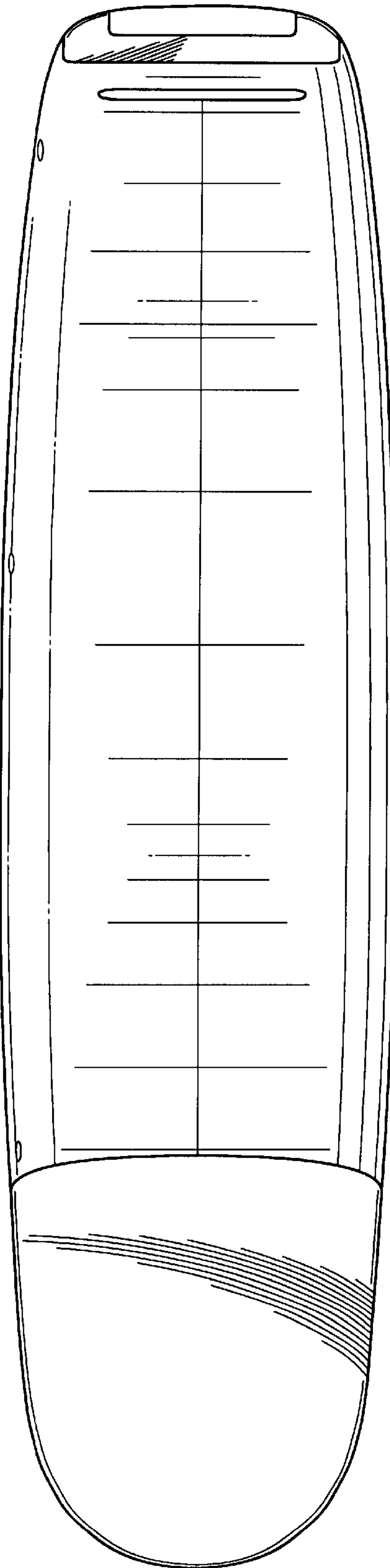


FIG. 7