



US00D475152S

(12) **United States Design Patent**  
**Brunner et al.**

(10) **Patent No.: US D475,152 S**

(45) **Date of Patent: \*\* May 27, 2003**

(54) **GAS TORCH**

D426,011 S \* 5/2000 Giese et al. .... D26/68  
D444,253 S \* 6/2001 Blanchard ..... D26/67

(76) Inventors: **John Brunner**, Direct Designs, Manor Farm Factory, Cricket St., Thomas, Chard, Somerset (GB), TA20 4BZ;  
**Jeremy Taylor**, Direct Designs, Manor Farm Factory, Cricket St., Thomas, Chard, Somerset (GB), TA20 4BZ

\* cited by examiner

*Primary Examiner*—Marcus A. Jackson  
(74) *Attorney, Agent, or Firm*—Ostrolenk, Faber, Gerb & Soffen, LLP

(\*\*) Term: **14 Years**

(57) **CLAIM**

(21) Appl. No.: **29/168,073**

The ornamental design for a gas torch, as shown and described.

(22) Filed: **Sep. 24, 2002**

**DESCRIPTION**

(51) **LOC (7) Cl.** ..... **26-05**

(52) **U.S. Cl.** ..... **D26/67**

(58) **Field of Search** ..... D26/61, 63, 65,  
D26/67, 68; 362/153, 153.1, 267, 269,  
275, 419, 421, 427

FIG. 1 is one side view of a gas torch showing my new design;

FIG. 2 is an opposite side view thereof;

FIG. 3 is a view thereof from a third side, the opposite side being identical;

FIG. 4 is a top view thereof; and,

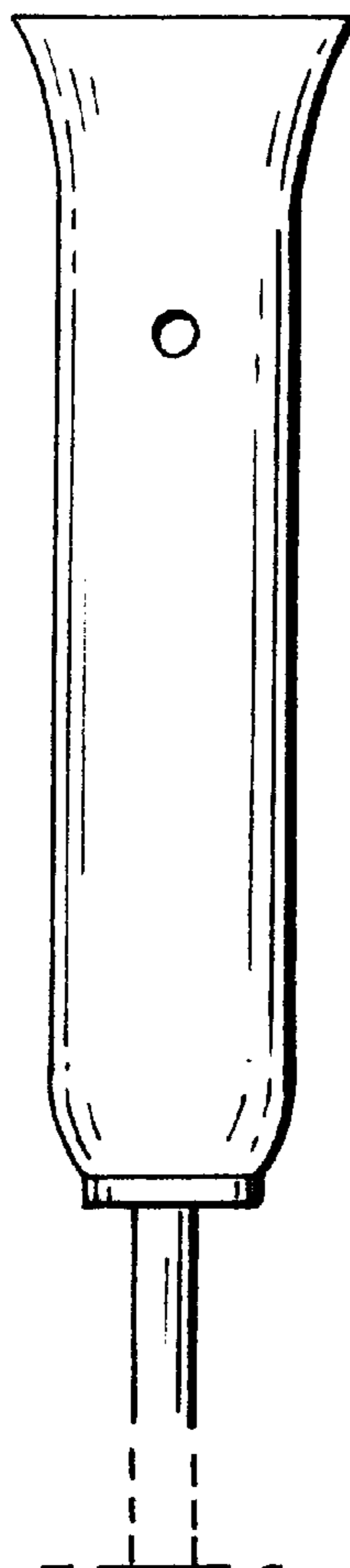
FIG. 5 is a bottom view thereof.

(56) **References Cited**

**U.S. PATENT DOCUMENTS**

D373,437 S \* 9/1996 Kira ..... D26/67

**1 Claim, 1 Drawing Sheet**



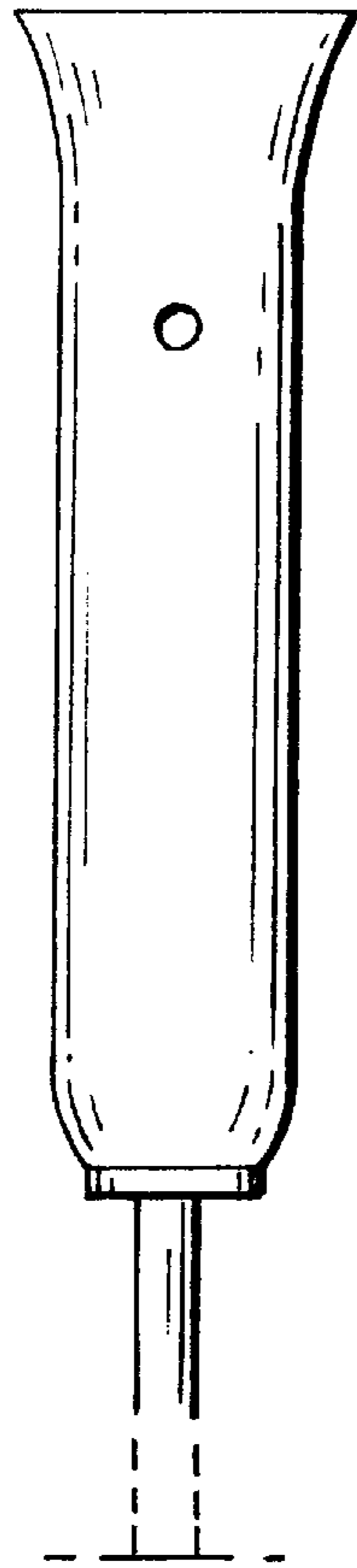


FIG. 1.

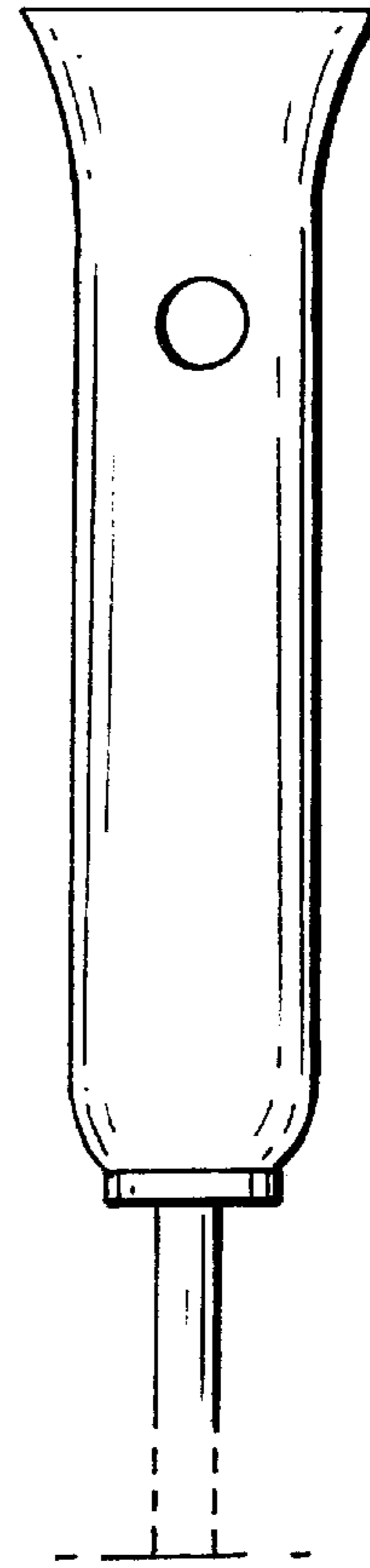


FIG. 2.

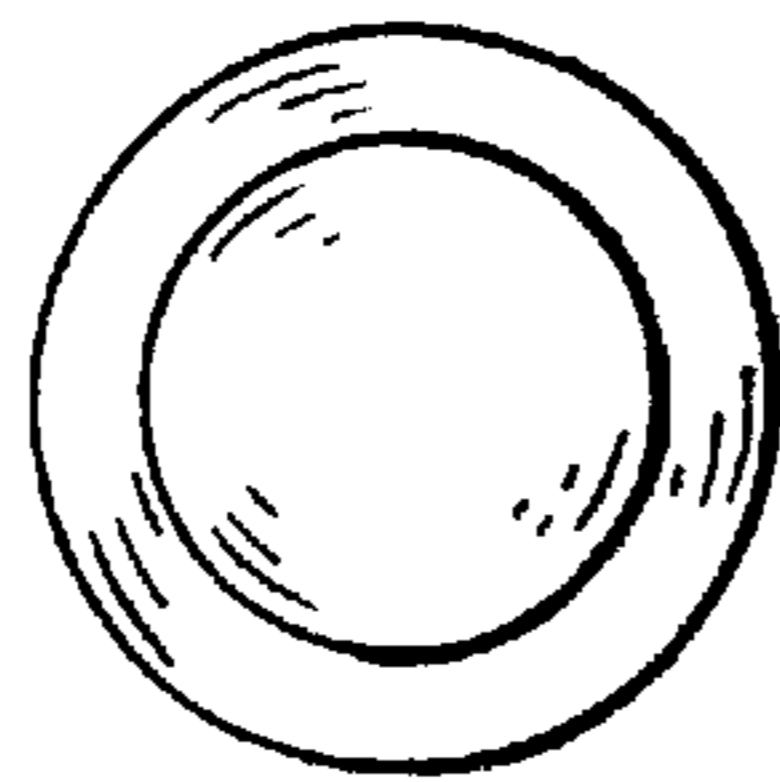


FIG. 4.

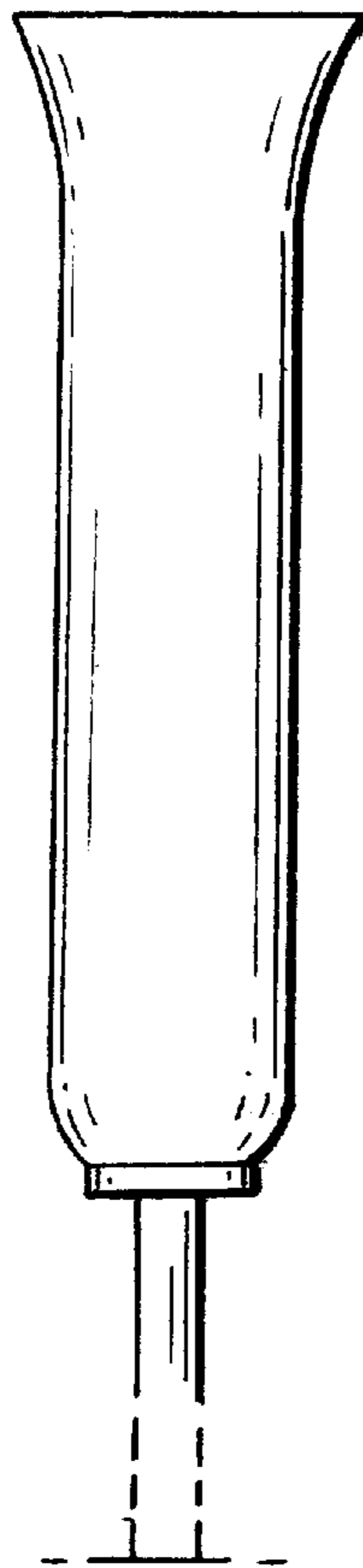


FIG. 3.

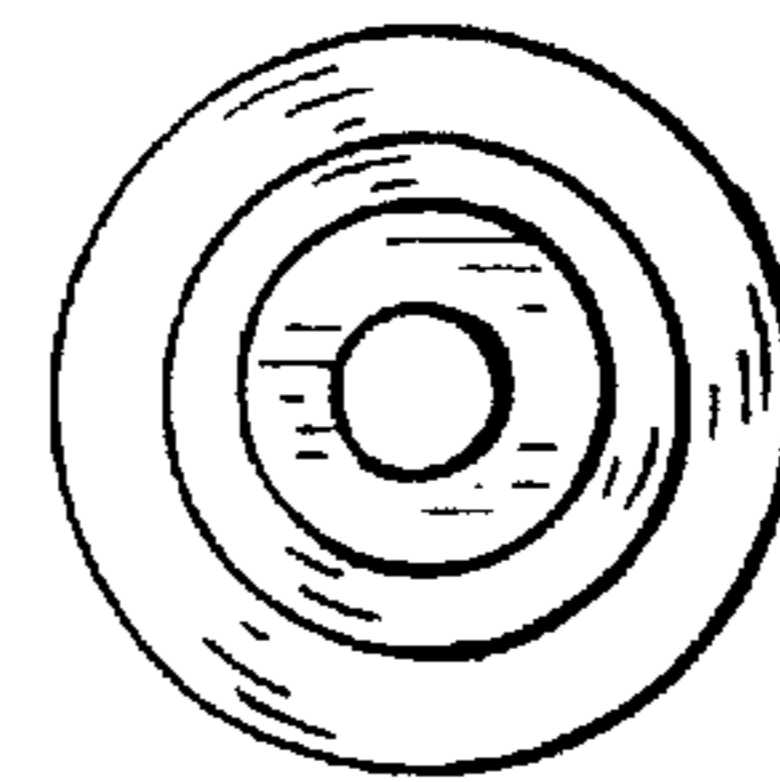


FIG. 5.