



US00D475147S

(12) **United States Design Patent**
Ogawa et al.

(10) **Patent No.:** **US D475,147 S**

(45) **Date of Patent:** **** May 27, 2003**

(54) **BLOCK FOR A FLOWERBED**

(76) Inventors: **Katsumasa Ogawa**, 3-2-22, Soja, Soja-shi, Okayama (JP); **Makiko Inoue**, 4-11-13, Isobe, Mihama-ku, Chiba-shi, Chiba (JP)

(**) Term: **14 Years**

(21) Appl. No.: **29/166,050**

(22) Filed: **Aug. 21, 2002**

(30) **Foreign Application Priority Data**

Jun. 7, 2002 (JP) 2002-015319

(51) **LOC (7) Cl.** **25-01**

(52) **U.S. Cl.** **D25/164; D25/113**

(58) **Field of Search** **D25/164; 47/33; 52/102; D8/1**

(56) **References Cited**

U.S. PATENT DOCUMENTS

D426,322 S * 6/2000 Anderson et al. D25/164

D448,857 S * 10/2001 Staten et al. D25/164

* cited by examiner

Primary Examiner—Doris Clark

(74) *Attorney, Agent, or Firm*—Flynn, Thiel, Boutell & Tanis, P.C.

(57) **CLAIM**

The ornamental design for a block for a flowerbed, as shown and described.

DESCRIPTION

FIG. 1 is a front elevational view of a block for a flowerbed showing our new design;

FIG. 2 is a rear elevational view thereof;

FIG. 3 is a top plan view thereof;


FIG. 4 is a right side elevational view thereof, the left side elevational view thereof being a mirror image and symmetrical to the right side elevational view thereof;

FIG. 5 is a bottom plan view thereof;

FIG. 6 is a sectional view taken along line 6—6 of FIG. 1; and,

FIG. 7 is a perspective view of the block for a flowerbed.

1 Claim, 4 Drawing Sheets



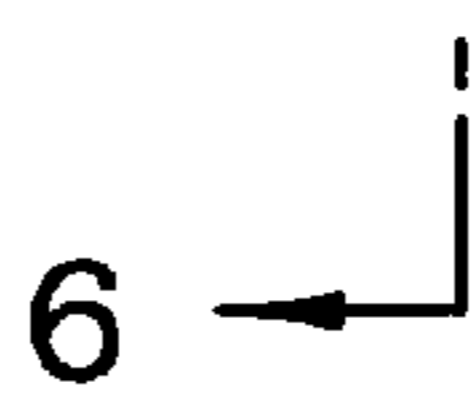
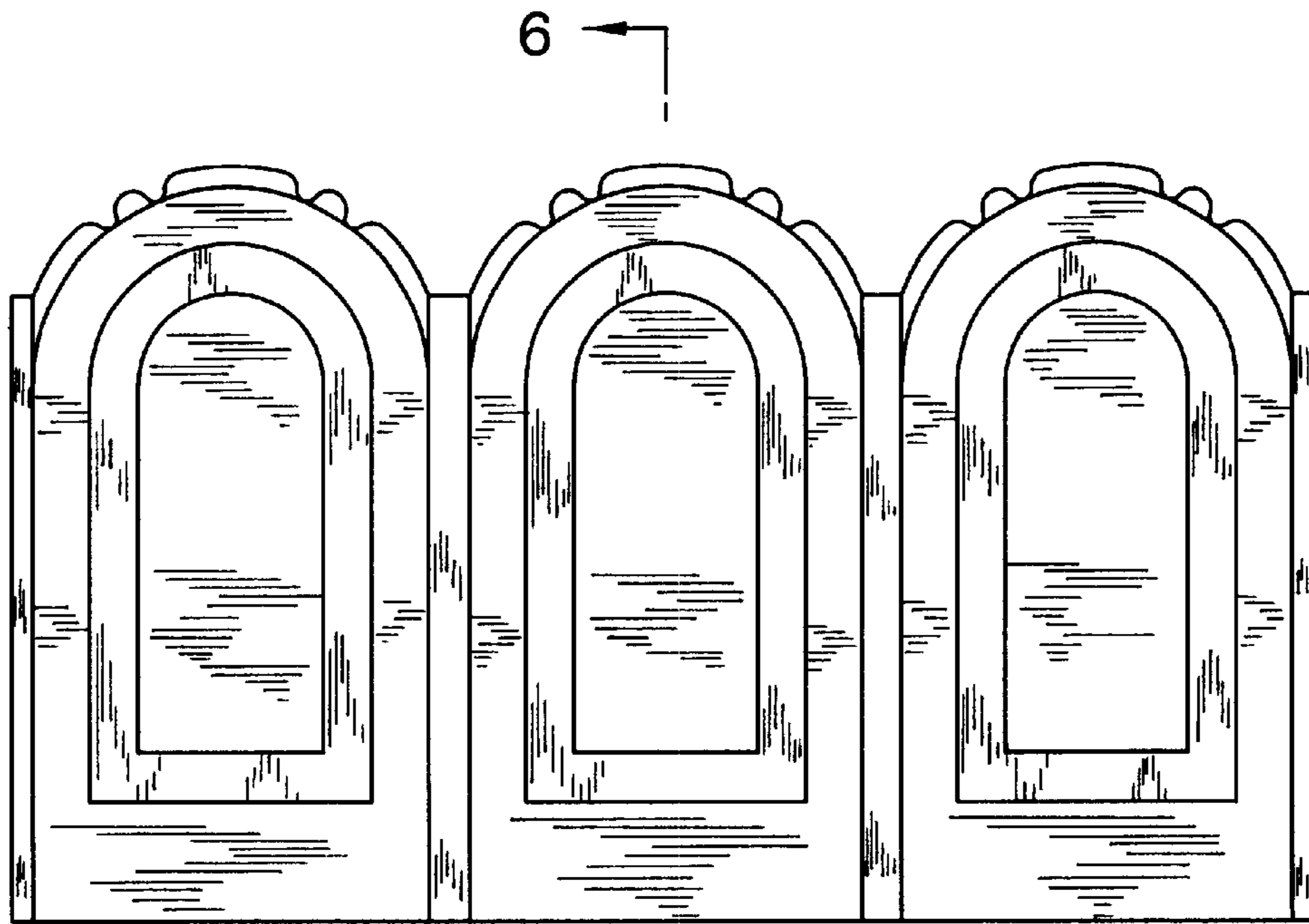


FIG. 1




FIG. 2

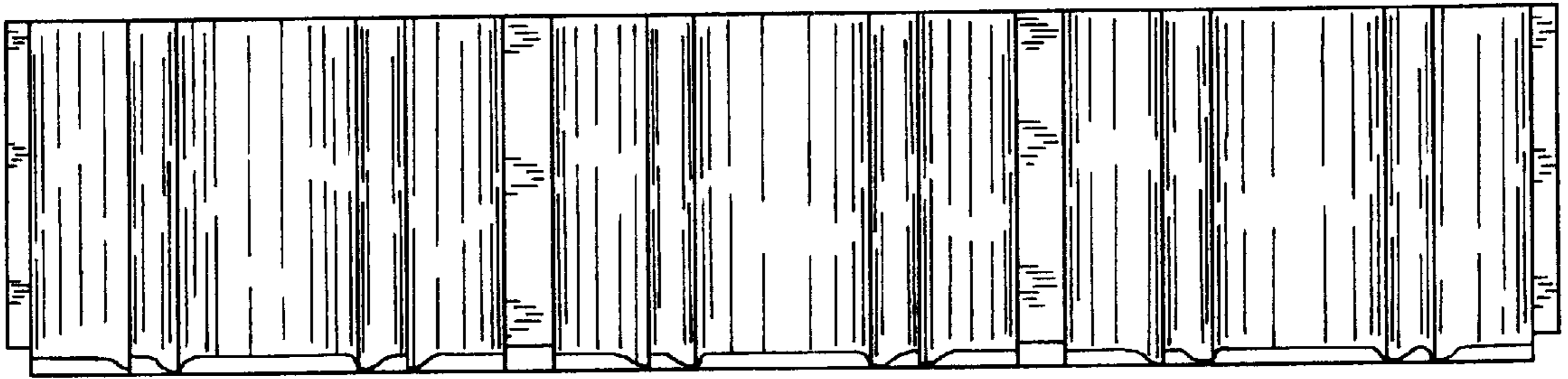


FIG. 3




FIG. 4




FIG. 5




FIG. 6




FIG. 7