



US00D475142S

(12) **United States Design Patent**  
**Sommerville et al.**

(10) **Patent No.:** **US D475,142 S**

(45) **Date of Patent:** **\*\* May 27, 2003**

(54) **PORTABLE WORK BENCH**

D379,236 S \* 5/1997 Sheftel ..... D25/67

(75) Inventors: **Thomas R. Sommerville**, Port Perry (CA); **Robert P. Welsh**, Hunt Valley, MD (US)

\* cited by examiner

*Primary Examiner*—Doris Clark  
(74) *Attorney, Agent, or Firm*—Adan Ayala

(73) Assignee: **Black & Decker Inc.**, Newark, DE (US)

(57) **CLAIM**

(\*\*) Term: **14 Years**

The ornamental design for a portable work bench, as shown and described.

(21) Appl. No.: **29/169,981**

**DESCRIPTION**

(22) Filed: **Oct. 29, 2002**

**Related U.S. Application Data**

FIG. 1 is a front perspective view of a portable work bench showing our new design, with the support arms in an extended position.

(62) Division of application No. 29/146,003, filed on Aug. 1, 2001.

FIG. 2 is a left side elevational view.

(51) **LOC (7) Cl.** ..... **25-04**

FIG. 3 is a right side elevational view.

(52) **U.S. Cl.** ..... **D25/67**

FIG. 4 is a front elevational view.

(58) **Field of Search** ..... D25/62, 68; 182/224, 182/225, 226, 227, 179.1, 181.1, 183.1, 186.5

FIG. 5 is a rear elevational view.

FIG. 6 is a top plan view; and

FIG. 7 is a bottom plan view.


(56) **References Cited**

The garage door, brick formations, and wood block disclosed therein are for illustrative purposes only and do not form a part of the claimed design.

**U.S. PATENT DOCUMENTS**

5,101,932 A \* 4/1992 Trudgeon ..... 182/224

**1 Claim, 7 Drawing Sheets**






FIG. 1






FIG. 2




FIG. 3




FIG. 4






FIG. 5




FIG. 6




FIG. 7