



US00D475140S

(12) **United States Design Patent**
Anderson

(10) **Patent No.:** **US D475,140 S**

(45) **Date of Patent:** **** May 27, 2003**

(54) **COMPRESSION HEAD BAND**

(75) Inventor: **Leslie B. Anderson**, Easton, PA (US)

(73) Assignee: **Medico International, Inc.**, Palmer, PA (US)

(**) Term: **14 Years**

(21) Appl. No.: **29/164,140**

(22) Filed: **Jul. 18, 2002**

(51) **LOC (7) Cl.** **24-04**

(52) **U.S. Cl.** **D24/191**

(58) **Field of Search** D24/206, 190,
D24/191; 607/96, 108, 109, 110, 111, 112

(56) **References Cited**

U.S. PATENT DOCUMENTS

| | | | | | |
|-------------|---|--------|---------------|-------|---------|
| 4,190,054 A | * | 2/1980 | Brennan | | 607/112 |
| D328,792 S | * | 8/1992 | Salmon et al. | | D24/207 |
| D446,863 S | * | 8/2001 | Carroll | | D24/206 |

* cited by examiner

Primary Examiner—Stella Reid

(74) *Attorney, Agent, or Firm*—Dann, Dorfman, Herrell and Skillman; Henry H. Skillman

(57) **CLAIM**

The ornamental design for a compression head band, as shown and described.

DESCRIPTION

FIG. 1 is a perspective view of a compression head band, showing my new design, in use condition;

FIG. 2 is a top plan view thereof, in open condition;

FIG. 3 is a front elevational view thereof, the rear elevational view being a mirror image;

FIG. 4 is a bottom plan view thereof;

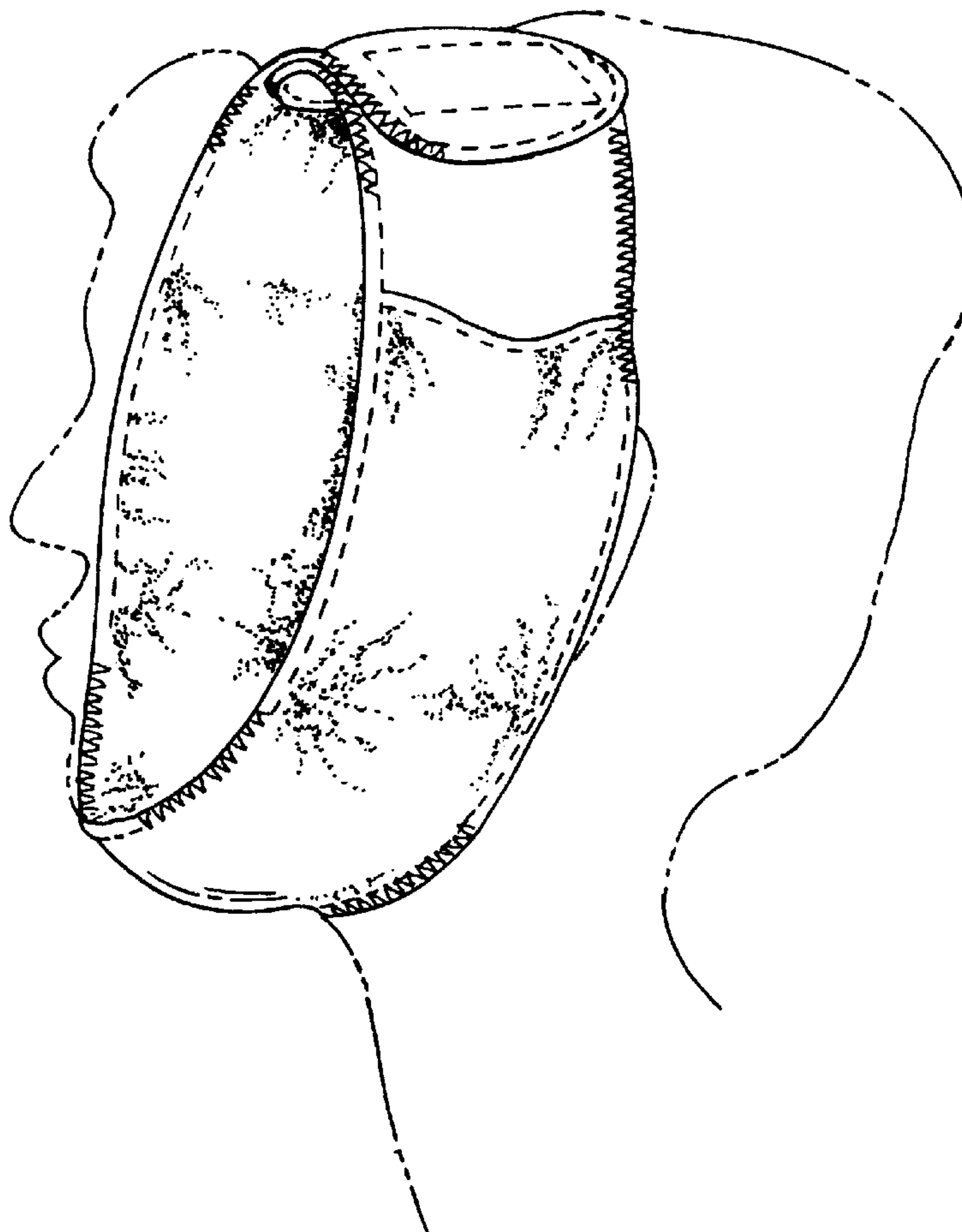
FIG. 5 is a left end view thereof;

FIG. 6 is a right end view thereof; and,

FIG. 7 is a perspective view thereof in use condition, the broken line showing of the head of a person being for illustrative purposes only and forming no part of the claimed design.

The series of dash lines on the surface of the claim in FIGS. 1, 2, 4 and 7 represent top-stitching. The surface shading in FIGS. 1, 2 and 7 illustrates the hidden gel packs within the compression head band.

1 Claim, 3 Drawing Sheets



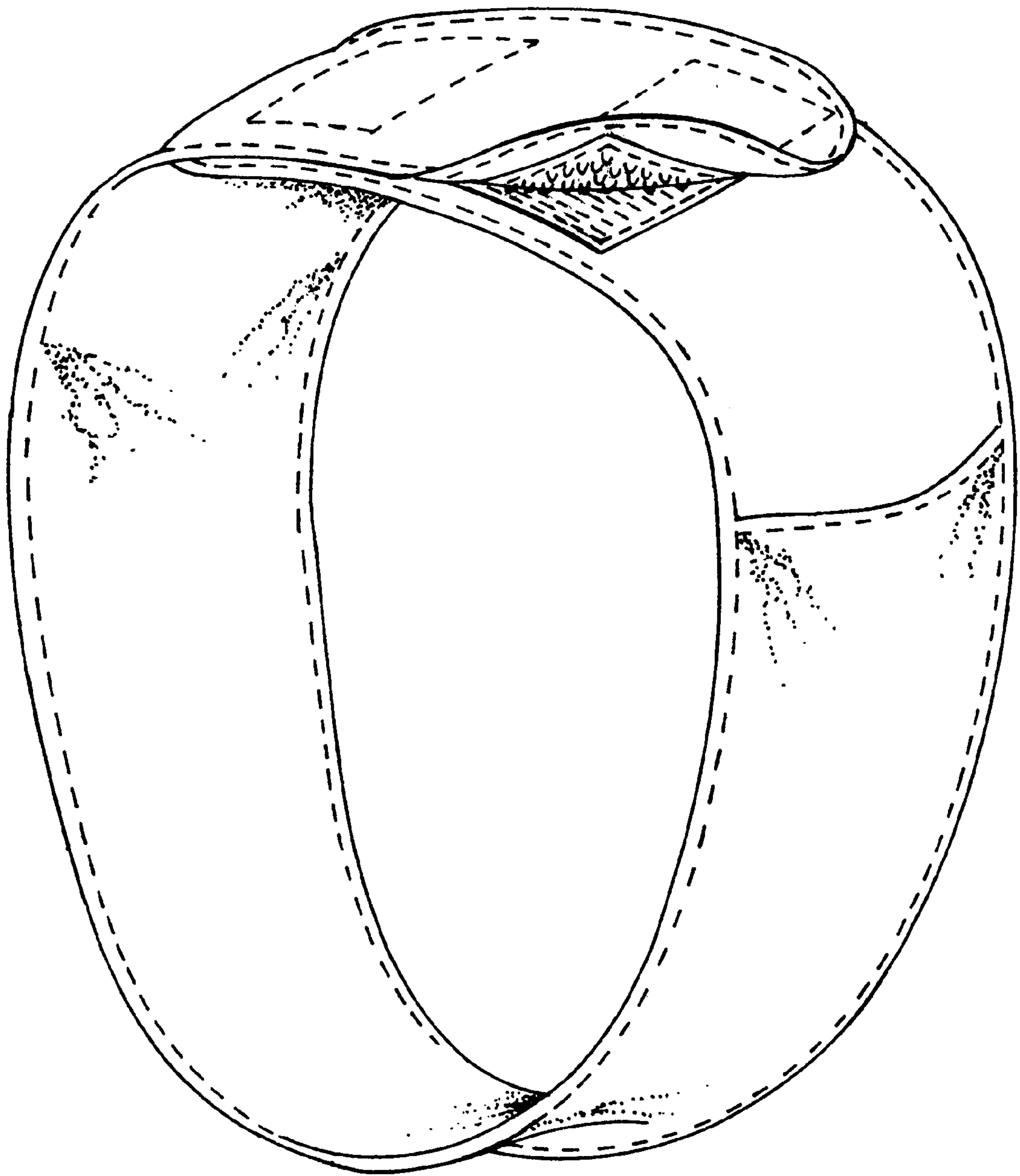


FIG. 1




FIG. 2



FIG. 3




FIG. 4

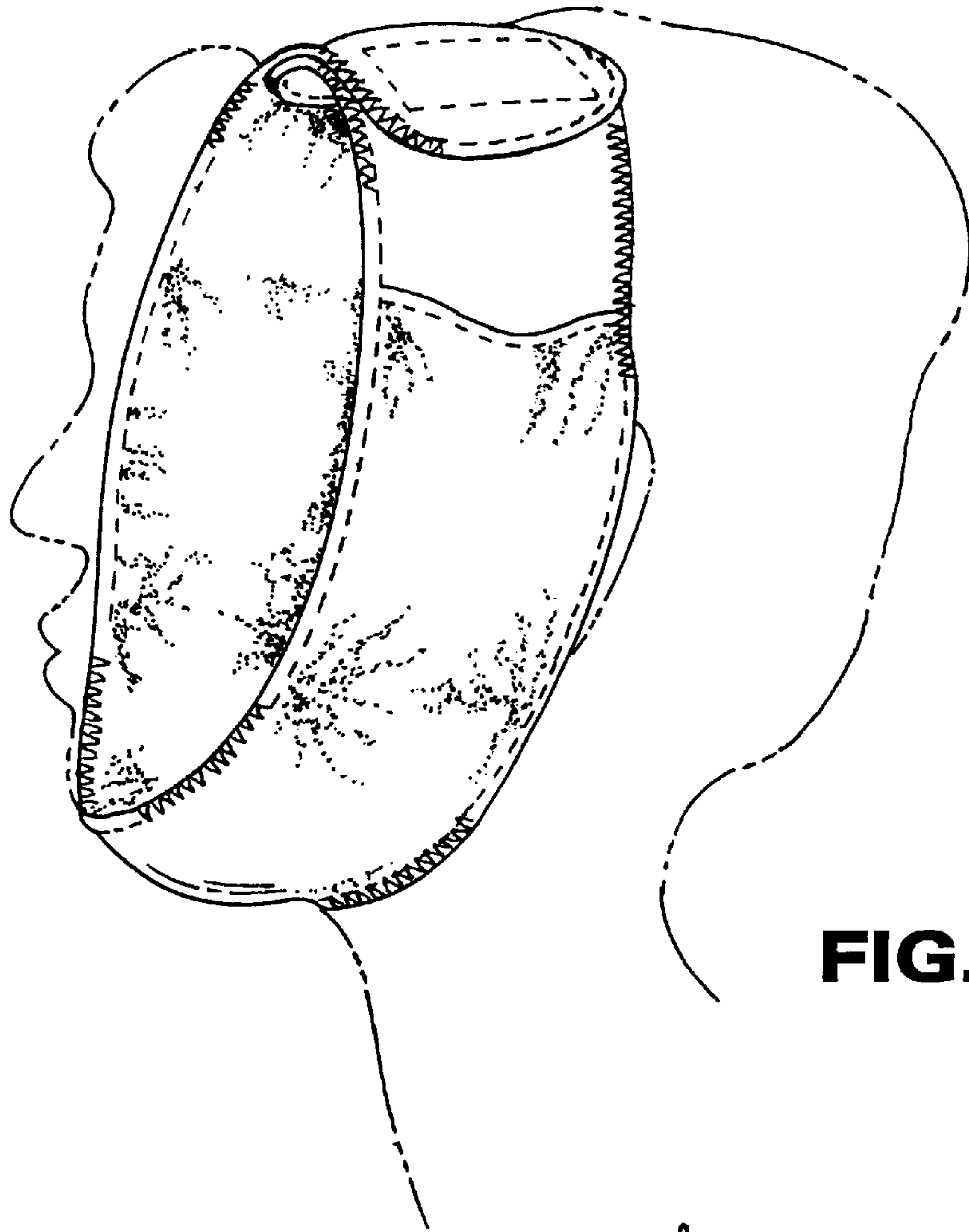


FIG. 7



FIG. 5



FIG. 6