



US00D475108S

(12) **United States Design Patent**  
**Madore**

(10) **Patent No.:** **US D475,108 S**

(45) **Date of Patent:** **\*\* May 27, 2003**

(54) **PORTION OF A GOLF CLUB HEAD**

(75) Inventor: **Carl L. Madore**, Portland, OR (US)

(73) Assignee: **Nike, Inc.**, Beaverton, OR (US)

(\*\*) Term: **14 Years**

D458,328 S	6/2002	Solheim et al.	
D460,991 S	* 7/2002	Madore	D21/759
D466,576 S	12/2002	Nagai et al.	
D466,960 S	12/2002	Imamoto	
D468,788 S	* 1/2003	Bode et al.	D21/748
D469,140 S	* 1/2003	Best	D21/759

(21) Appl. No.: **29/167,580**

(22) Filed: **Sep. 18, 2002**

(51) **LOC (7) Cl.** ..... **21-02**

(52) **U.S. Cl.** ..... **D21/759**

(58) **Field of Search** ..... D21/747-751,  
D21/753, 759; 473/324-331, 350

(56) **References Cited**

**U.S. PATENT DOCUMENTS**

5,048,834 A	9/1991	Gorman	
5,074,563 A	* 12/1991	Gorman	473/350
D336,672 S	* 6/1993	Gorman	D21/749
D353,644 S	12/1994	Hirsch et al.	
D394,290 S	5/1998	Best et al.	
D401,637 S	11/1998	Best et al.	
D413,369 S	8/1999	Peng	
D417,248 S	* 11/1999	Matsuo	D21/748
D422,043 S	3/2000	Kubica et al.	
D429,299 S	8/2000	Kubica et al.	
D429,511 S	8/2000	Adams et al.	
D435,277 S	12/2000	Erickson et al.	
D436,149 S	1/2001	Helmstetter et al.	
D437,902 S	2/2001	Persinger	
D442,659 S	5/2001	Kubica et al.	
D443,008 S	5/2001	Kubica et al.	
D454,606 S	3/2002	Helmstetter et al.	
D454,932 S	3/2002	Mahaffey et al.	
D456,056 S	4/2002	Bakke	

**OTHER PUBLICATIONS**

Goldsmith Clubhead & Components Catalog 1997 pp. 4 and 19, dated 1997.

Edwin Watts Golf Shops Catalog Summer 1998 pp. 16 and 35, dated Summer 1998.

Goldsmith Clubmaking Catalog 1999 p. 21, dated 1999.

Goldsmith Store Catalog Holiday 2000 p. 53, dated Holiday 2000.

Edwin Watts Golf Catalog Holiday 2001 Gift Guide pp. 14 and 34, dated Holiday 2001.

Edwin Watts Golf Spring 2002 p. 14, dated Spring 2002.

\* cited by examiner

*Primary Examiner*—Mitchell Siegel

(74) *Attorney, Agent, or Firm*—Banner & Witcoff, Ltd.

(57) **CLAIM**

The ornamental design for a portion of a golf club head, as shown and described.

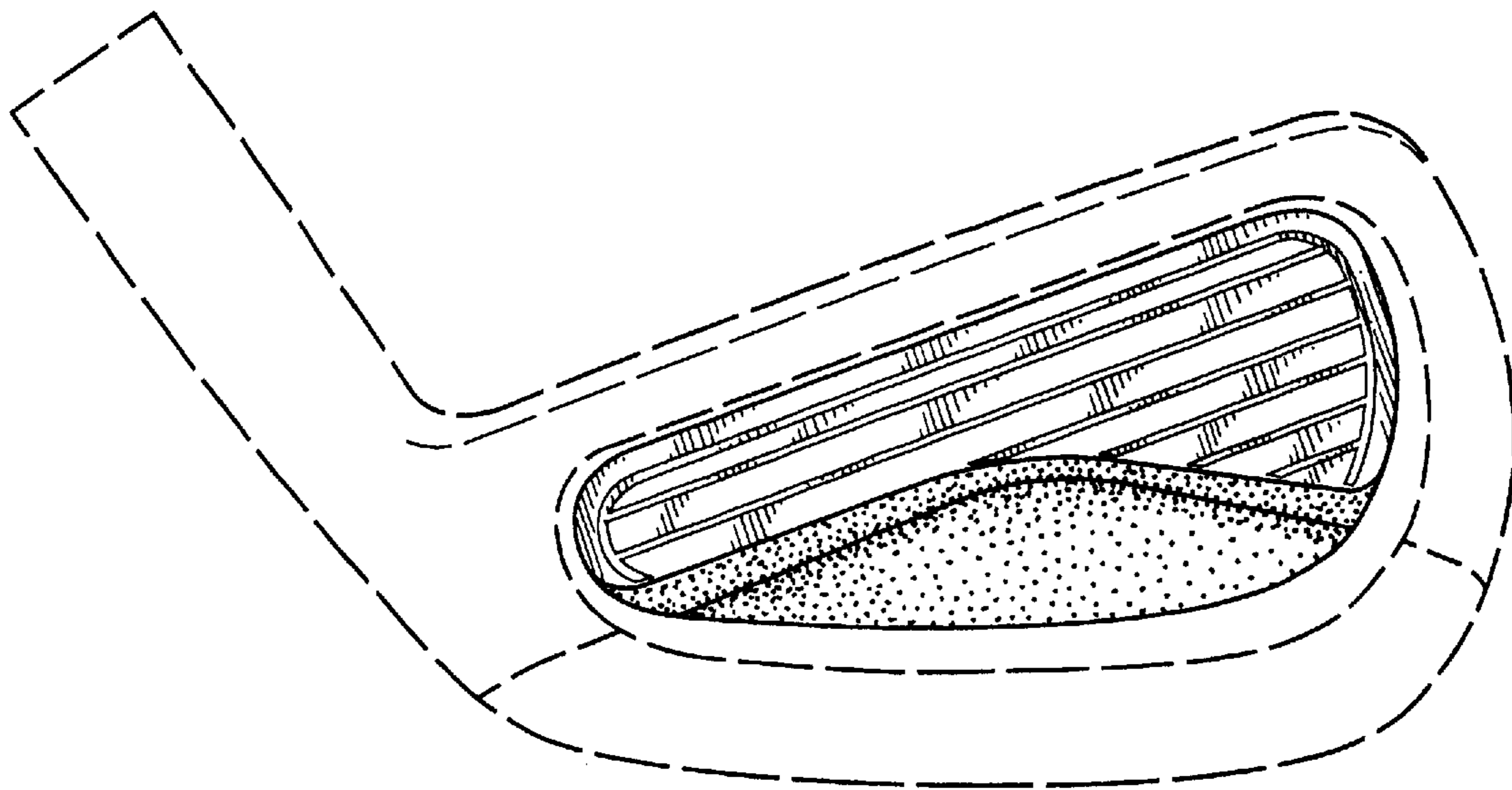
**DESCRIPTION**

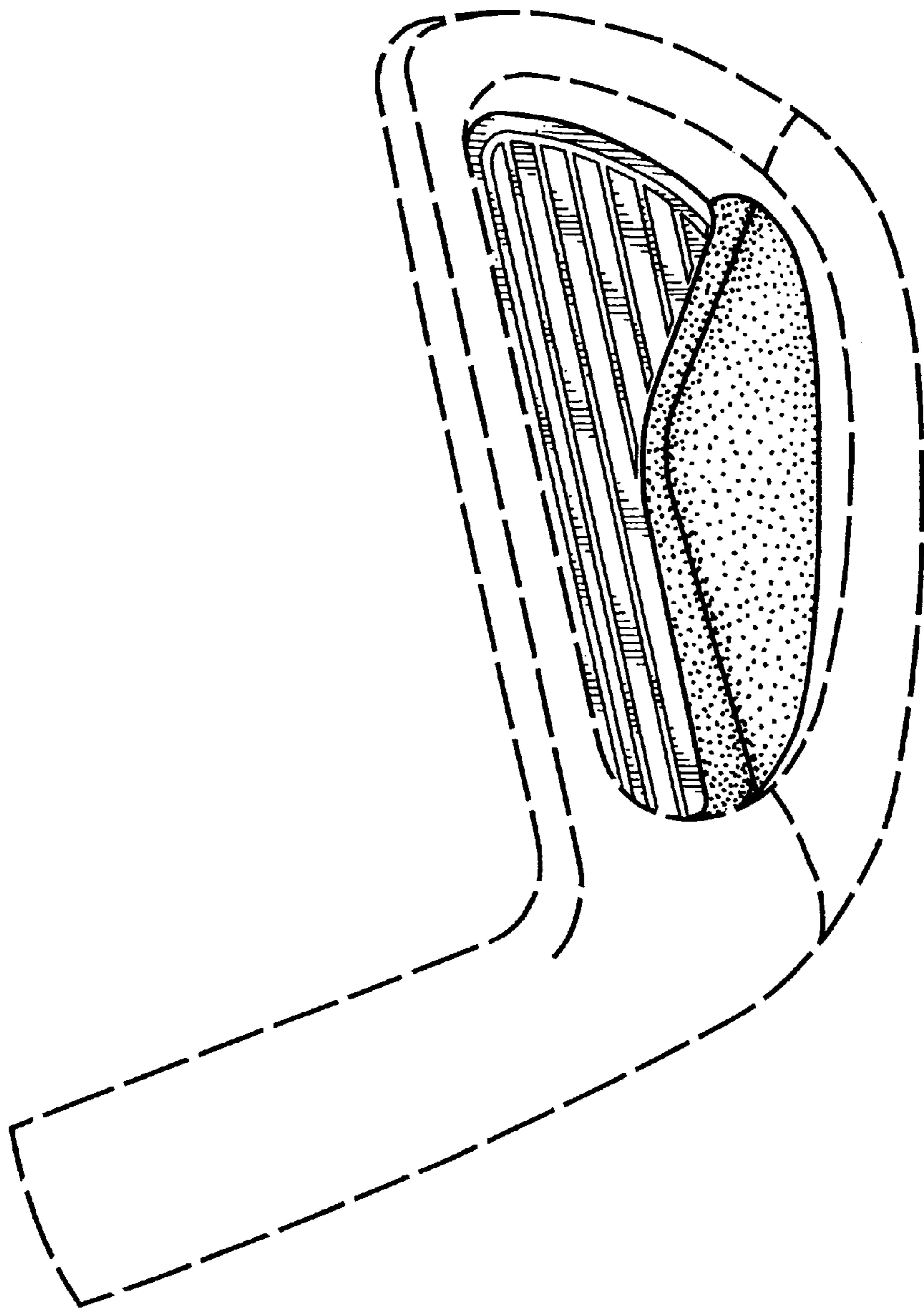
FIG. 1 is a perspective view of a portion of a golf club head showing my new design; and,

FIG. 2 is an elevational view thereof.

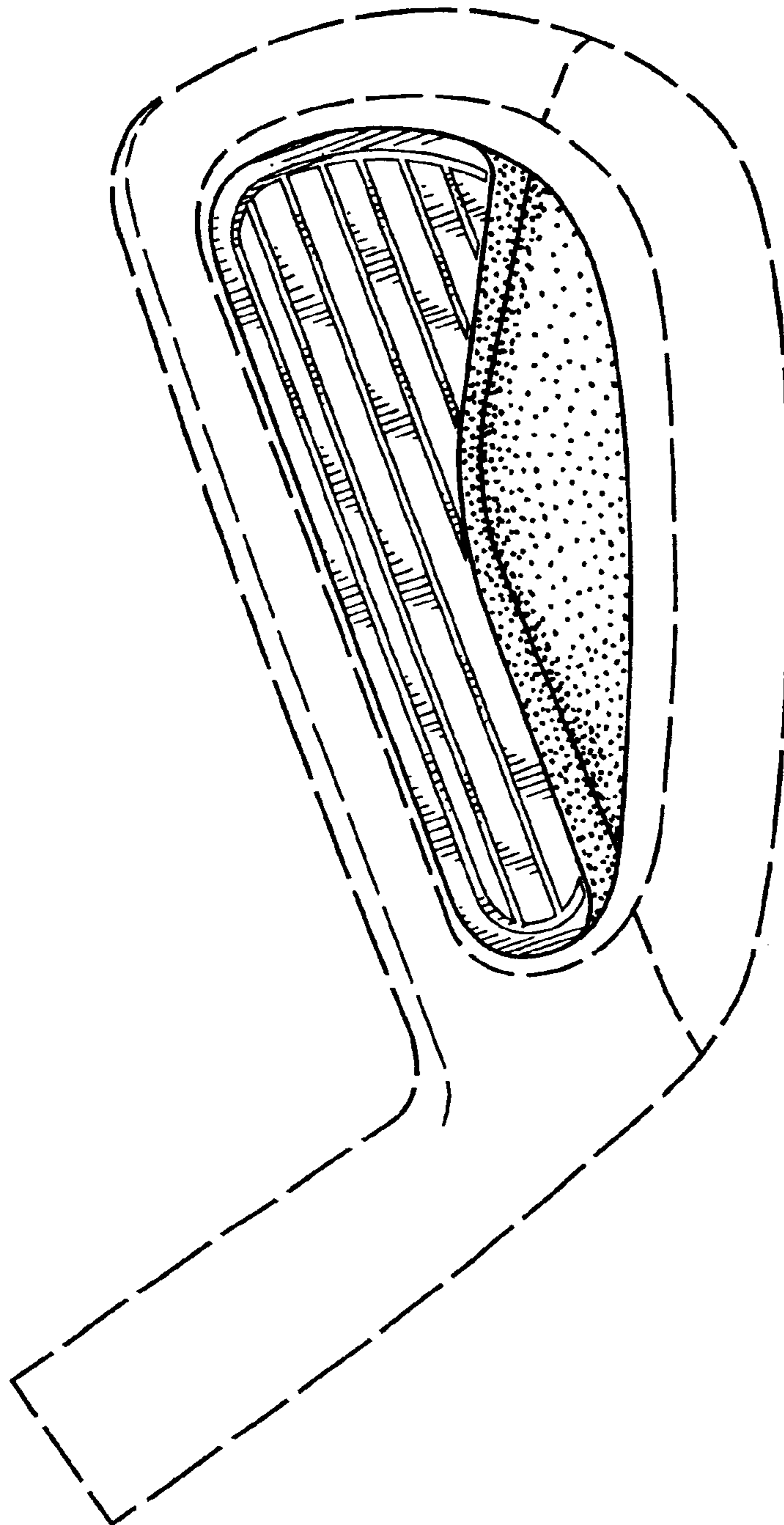
The broken line showing of the remainder of the golf club head is for illustrative purposes only and forms no part of the claimed design.

**1 Claim, 2 Drawing Sheets**





**FIG.1**



**FIG.2**