



US00D475105S

(12) **United States Design Patent**
Helmstetter et al.

(10) **Patent No.:** **US D475,105 S**

(45) **Date of Patent:** **** May 27, 2003**

(54) **SCORELINE PATTERN FOR A GOLF CLUB HEAD**

(75) **Inventors:** **Richard C. Helmstetter**, Rancho Santa Fe, CA (US); **Augustin W. Rollinson**, Carlsbad, CA (US); **Roger Cleveland**, Los Angeles, CA (US); **Karl A. Clausen**, San Marcos, CA (US); **Deedee Lasker**, Carlsbad, CA (US)

(73) **Assignee:** **Callaway Golf Company**, Carlsbad, CA (US)

(**) **Term:** **14 Years**

(21) **Appl. No.:** **29/160,400**

(22) **Filed:** **May 8, 2002**

(51) **LOC (7) Cl.** **21-02**

(52) **U.S. Cl.** **D21/759**

(58) **Field of Search** D21/733, 752,
D21/736-746, 759; 473/324, 327-331,
340-344

(56) **References Cited**

U.S. PATENT DOCUMENTS

4,900,029	A	*	2/1990	Sinclair	473/327
D318,087	S		7/1991	Helmstetter		
D344,772	S		3/1994	Long et al.		
D345,191	S	*	3/1994	Iinuma et al.	D21/748
D351,884	S		10/1994	Solheim et al.		
D354,784	S		1/1995	Long et al.		
D356,843	S		3/1995	Schmidt et al.		
D363,100	S	*	10/1995	Long et al.	D21/733

D377,674	S		1/1997	Schmidt et al.		
D379,485	S	*	5/1997	Ragano	D21/749
D392,354	S		3/1998	Burrows		
D396,513	S		7/1998	Rollinson et al.		
D397,750	S		9/1998	Frazetta		
D405,492	S		2/1999	Kubica et al.		
D410,053	S		5/1999	Wu		
D415,808	S	*	10/1999	Helmstetter et al.	D21/759
D418,885	S	*	1/2000	Wanchena	D21/733
D425,159	S	*	5/2000	Helmstetter et al.	D21/759
D430,244	S		8/2000	Besnard et al.		
D437,904	S		2/2001	Galloway et al.		
D437,905	S		2/2001	Galloway		
D446,834	S		8/2001	Hocknell et al.		
D447,201	S	*	8/2001	Boyd	D21/752
D447,527	S		9/2001	Hocknell et al.		
D457,585	S		5/2002	Smith et al.		
D457,930	S		5/2002	Soracco et al.		

* cited by examiner

Primary Examiner—Mitchell Siegel

(74) *Attorney, Agent, or Firm*—Michael A. Catania

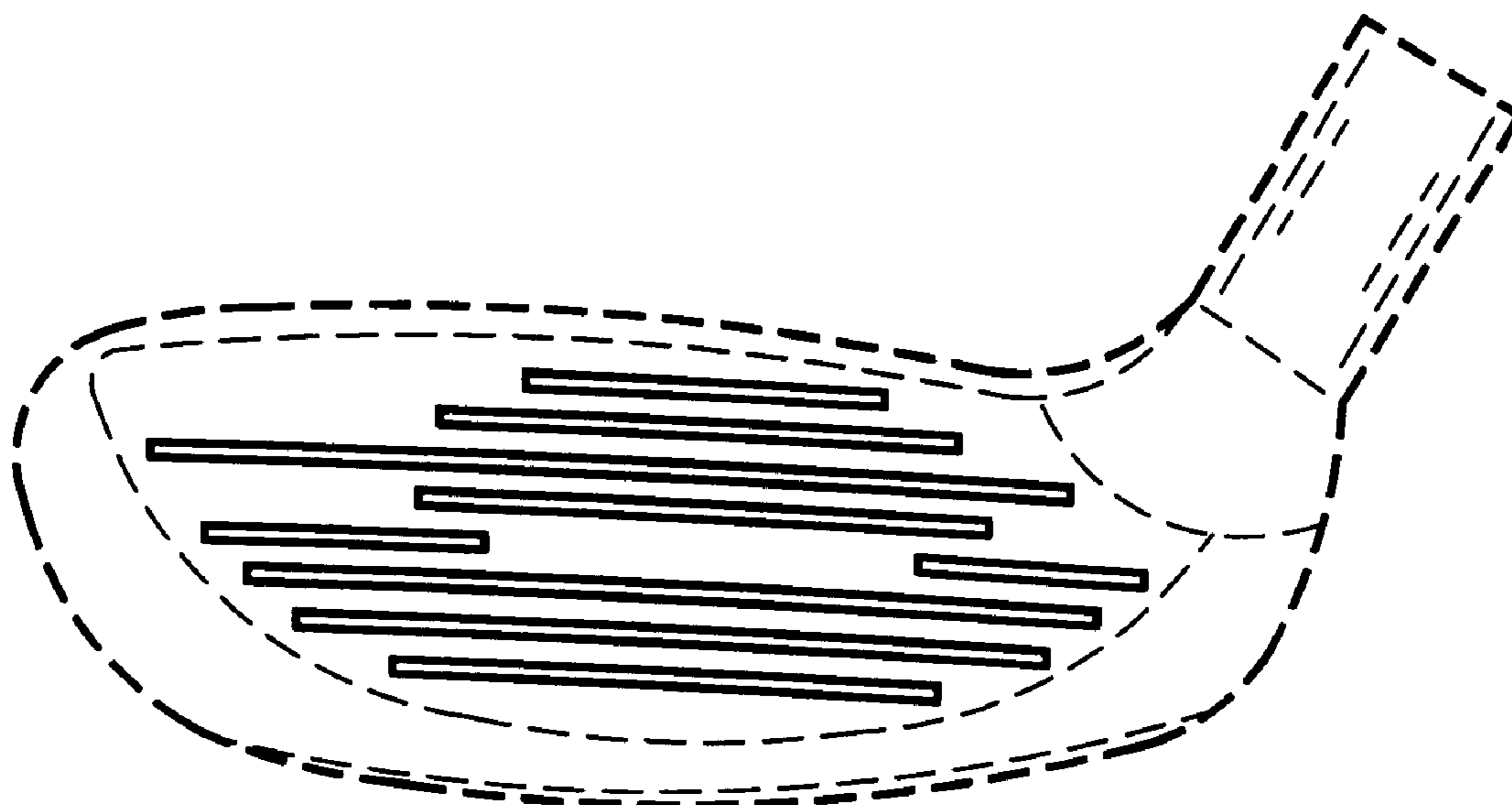
(57) **CLAIM**

The ornamental design for a scoreline pattern for a golf club head, as shown and described.

DESCRIPTION

FIG. 1 is a perspective view of scoreline pattern for a golf club head;
FIG. 2 is a front view thereof; and,
FIG. 3 is a top plan view thereof.
The broken line showing is for illustrative purposes only and forms no part of the claimed design.

1 Claim, 2 Drawing Sheets



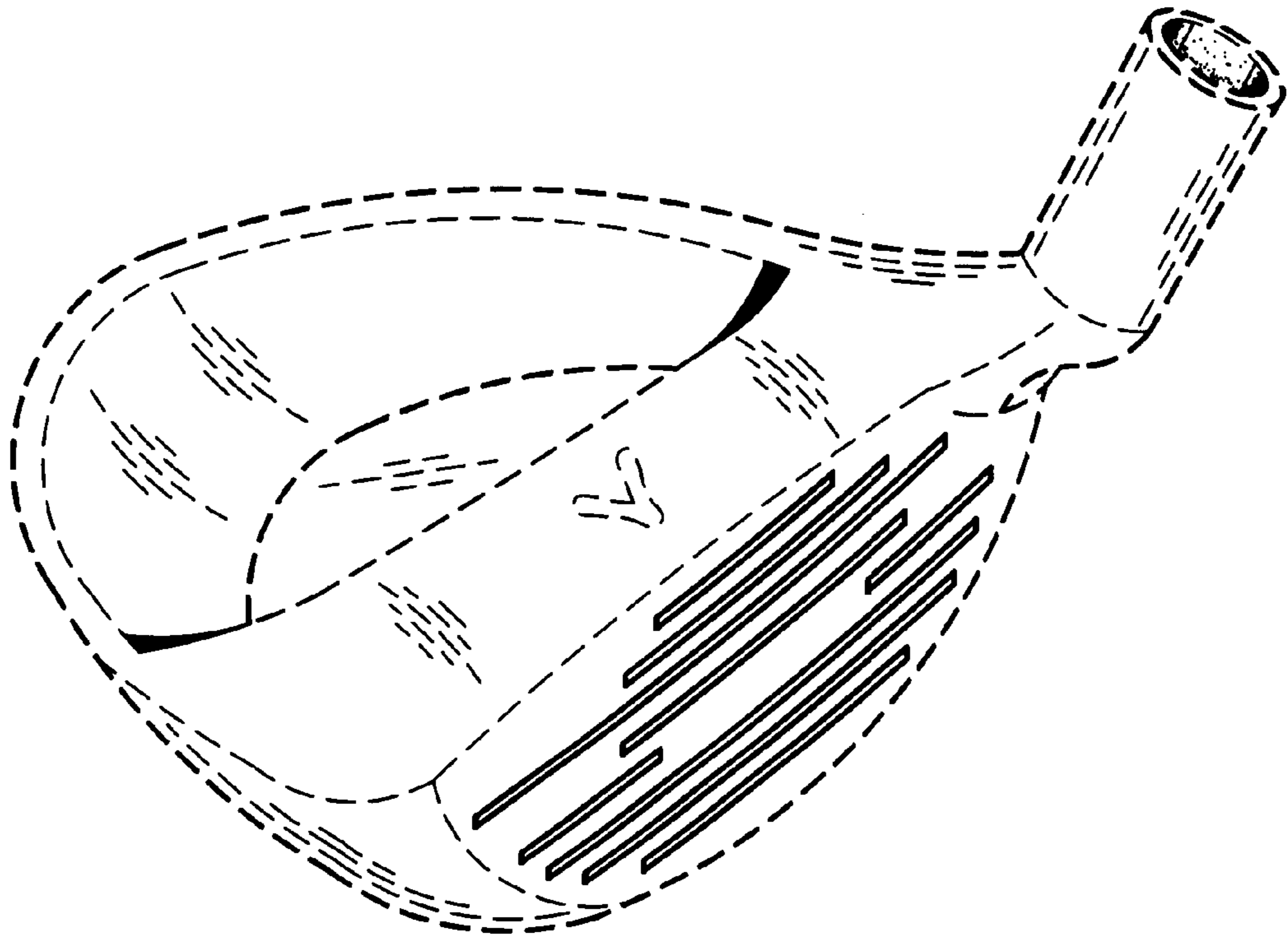


FIG. 1

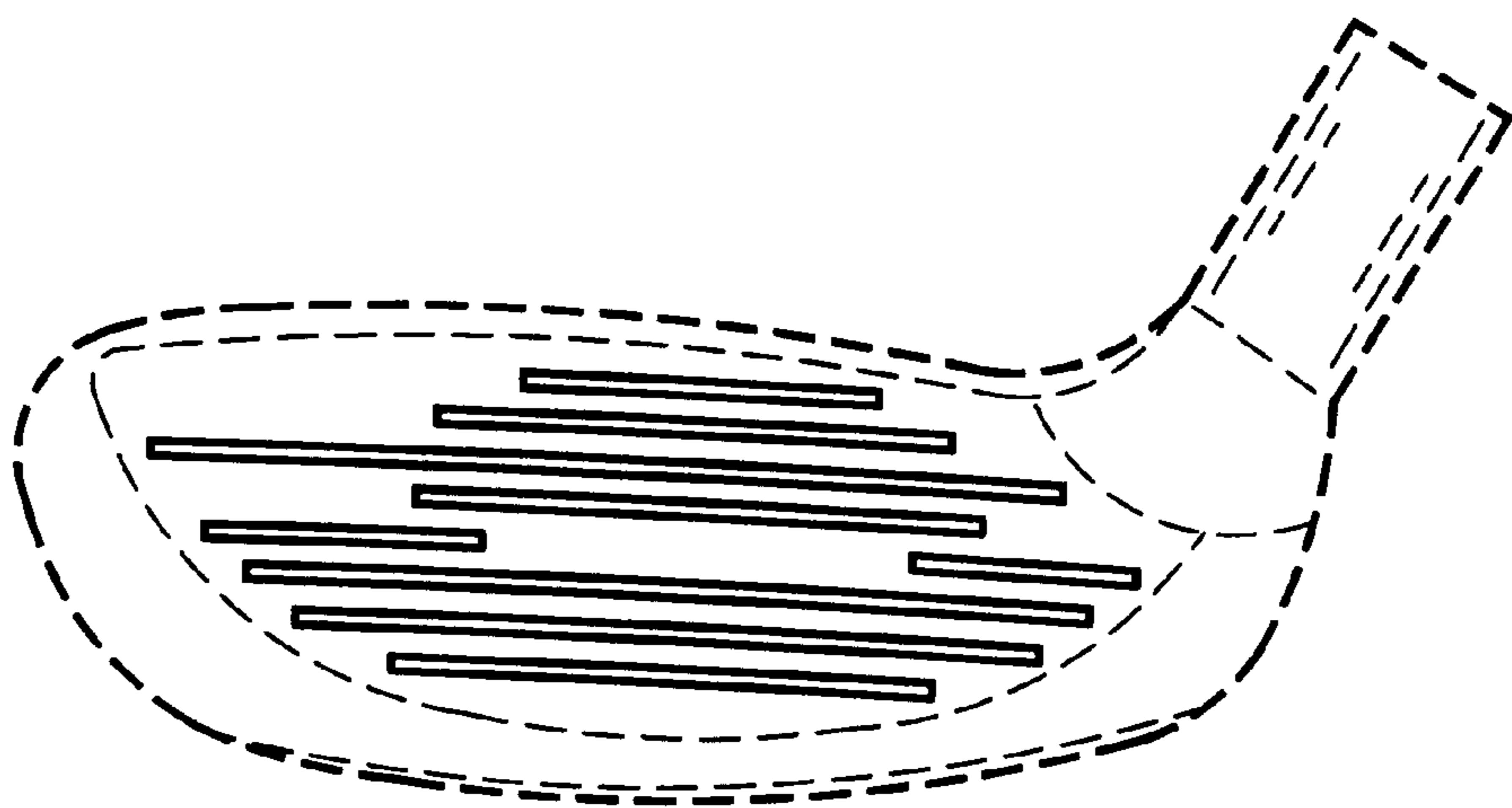


FIG. 2

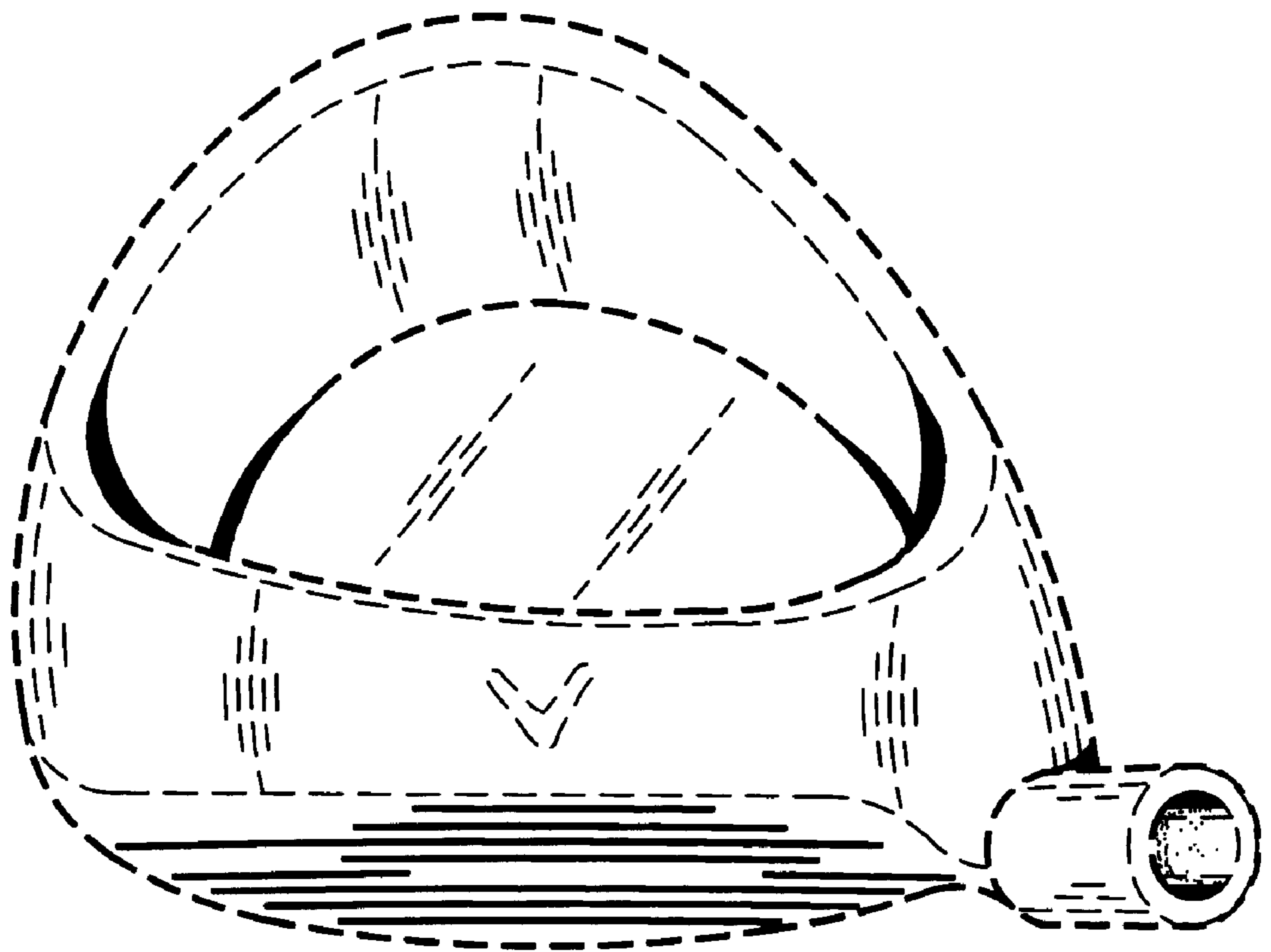


FIG. 3