



US00D475086S

(12) **United States Design Patent**
Kent et al.

(10) **Patent No.: US D475,086 S**

(45) **Date of Patent: ** May 27, 2003**

(54) **WRITING INSTRUMENT**

(75) Inventors: **Michael Kent**, Cheshire, CT (US); **Jen Sen Wang**, Taipei (TW)

(73) Assignees: **BIC Corporation**, Milford, CT (US); **Ta Shin Precision Industrial Co., Ltd.** (TW)

(**) Term: **14 Years**

(21) Appl. No.: **29/163,525**

(22) Filed: **Jul. 9, 2002**

(51) **LOC (7) Cl.** **19-06**

(52) **U.S. Cl.** **D19/49; D19/45**

(58) **Field of Search** D19/35, 36, 41-51,
D19/53-58, 81-85; 401/84, 99, 100, 101,
103-106, 107-110, 111-117, 209

(56) **References Cited**

U.S. PATENT DOCUMENTS

206,950 A	8/1878	Jeffery	
836,652 A	11/1906	Rosdahl	
D110,810 S	8/1938	Kahn	
D176,469 S	12/1955	Lovejoy	
D177,370 S	4/1956	Ensign et al.	
D177,560 S	5/1956	Ensign et al.	
D179,450 S	12/1956	Harper et al.	
D179,538 S	1/1957	Harper et al.	
D187,255 S	2/1960	Sams et al.	
D188,972 S	10/1960	Young	
D189,170 S	11/1960	Lovejoy	
D190,262 S	* 5/1961	Schier	D19/49
D190,263 S	5/1961	Kaplan	
D191,078 S	8/1961	Lovejoy	
D191,341 S	9/1961	Fuchs	
D191,998 S	12/1961	Doman	
D202,395 S	* 9/1965	Lamb	D19/45
D212,919 S	12/1968	Conley	
D213,341 S	2/1969	Fields	
3,442,596 A	* 5/1969	Tsukahara	401/84
D215,626 S	10/1969	Jonkers	
3,729,269 A	4/1973	Koeln	401/209
D228,369 S	9/1973	Longarzo	

D241,635 S	9/1976	Kuntz	D19/42
D256,925 S	9/1980	Postrehovsky-Axel	D19/47
D261,901 S	11/1981	Coffman	D19/54
D279,993 S	8/1985	Oka	D19/45
D280,421 S	* 9/1985	Giugiaro	D19/49
D287,028 S	12/1986	Thevenot	D19/51
D288,825 S	3/1987	Thompson et al.	D19/48
D289,304 S	4/1987	Giugiaro	D19/48
D292,104 S	9/1987	Keller, Jr.	D19/55
D301,043 S	5/1989	Castle	D19/36
D313,624 S	1/1991	Ferjan	D19/55
D323,350 S	1/1992	Johansson	D19/49
D324,069 S	* 2/1992	Katami	D19/50
D332,627 S	1/1993	Anavil et al.	D19/49
D332,964 S	2/1993	Giugiaro	D19/49
D338,038 S	8/1993	Oka et al.	D19/48
D359,508 S	6/1995	Debbas	D19/47
D363,084 S	10/1995	Hollington	D19/51
5,470,162 A	11/1995	Rubin	401/6
D375,525 S	11/1996	Boix Gacia	D19/51
D378,601 S	3/1997	Sakuno	D19/48
5,626,430 A	5/1997	Bistrack	401/6
D397,723 S	* 9/1998	Izushima	D19/49

(List continued on next page.)

Primary Examiner—Martie K. Holtje

(74) *Attorney, Agent, or Firm*—Pennie & Edmonds LLP

(57) **CLAIM**

The ornamental design for a writing instrument, as shown and described.

DESCRIPTION

FIG. 1 is a top front perspective view of an ornamental design for a writing instrument according to the present invention;

FIG. 2 is a front elevational view thereof;

FIG. 3 is a rear elevational view thereof;

FIG. 4 is a left side elevational view thereof;

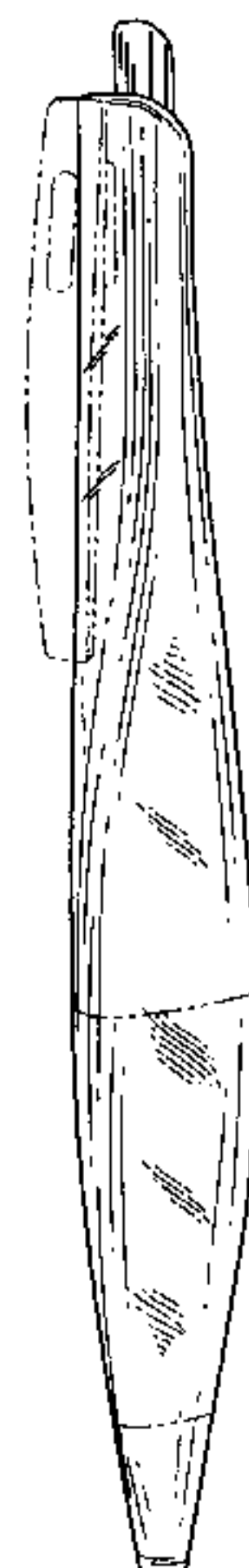
FIG. 5 is a right side elevational view thereof;

FIG. 6 is a top plan view thereof; and,

FIG. 7 is a bottom plan view thereof.

All portions shown in broken lines are environmental and illustrative only and form no part of the claimed design.

1 Claim, 4 Drawing Sheets



US D475,086 S

Page 2

U.S. PATENT DOCUMENTS

D402,690 S	12/1998	Hazzard	D19/51	D436,996 S	1/2001	Izushima	D19/47
D402,693 S	12/1998	Sunaga	D19/48	D437,888 S	2/2001	Briggl et al.	D19/51
D402,695 S	12/1998	Izushima	D19/51	D438,246 S	2/2001	Hollington et al.	D19/51
D408,057 S	4/1999	Izushima	D19/48	D441,018 S	4/2001	Droege	D19/51
D417,699 S	4/1999	Izushima	D19/48	D441,398 S	5/2001	Owen et al.	D19/49
5,893,671 A	4/1999	Bellue	401/6	D444,498 S *	7/2001	Izushima	D19/49
D410,030 S	5/1999	Sunaga	D19/48	D447,772 S *	9/2001	Lau	D19/45
D410,681 S	6/1999	Izushima	D19/51	D451,137 S	11/2001	Reichmann	D19/36
D410,682 S	6/1999	Izushima	D19/51	6,328,493 B1	12/2001	Starkevich	401/6
D418,873 S	1/2000	Shen	D19/51	D464,675 S *	10/2002	Wang	D19/49

* cited by examiner




Fig. 1

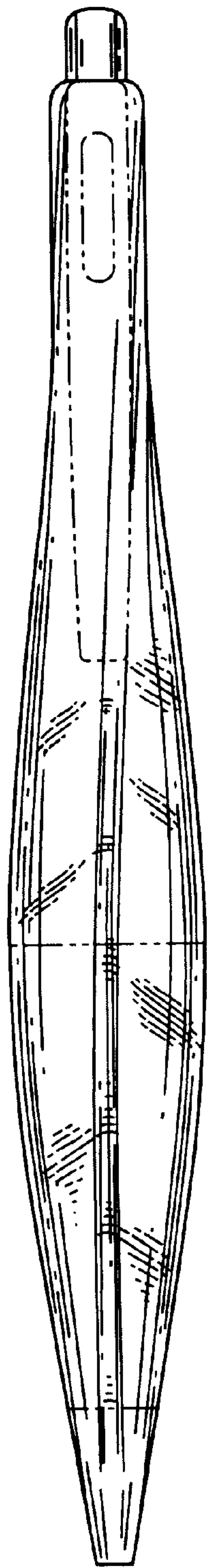


Fig. 2

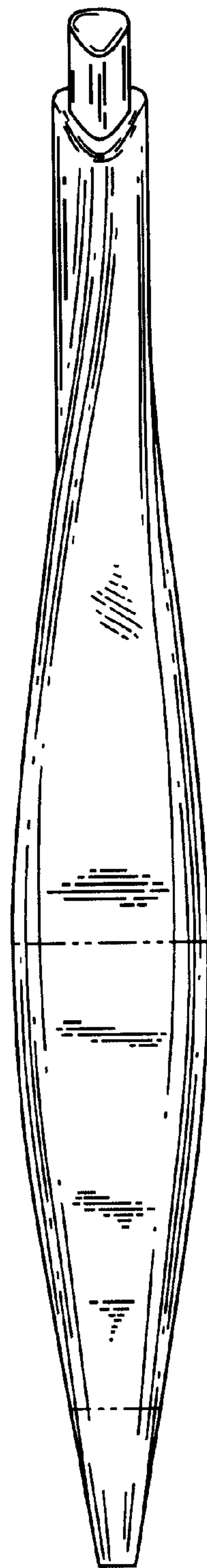


Fig. 3



Fig. 4

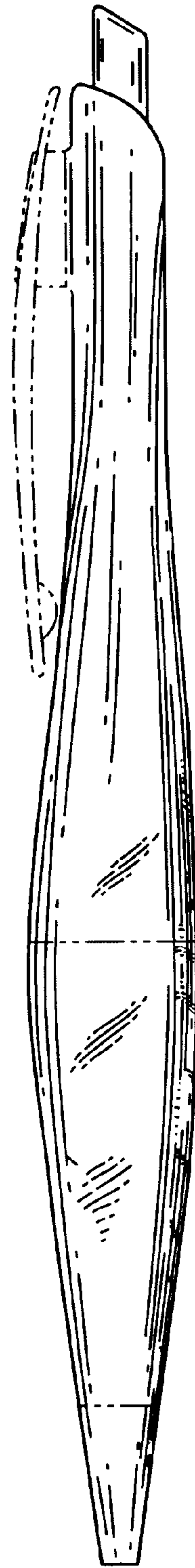


Fig. 5

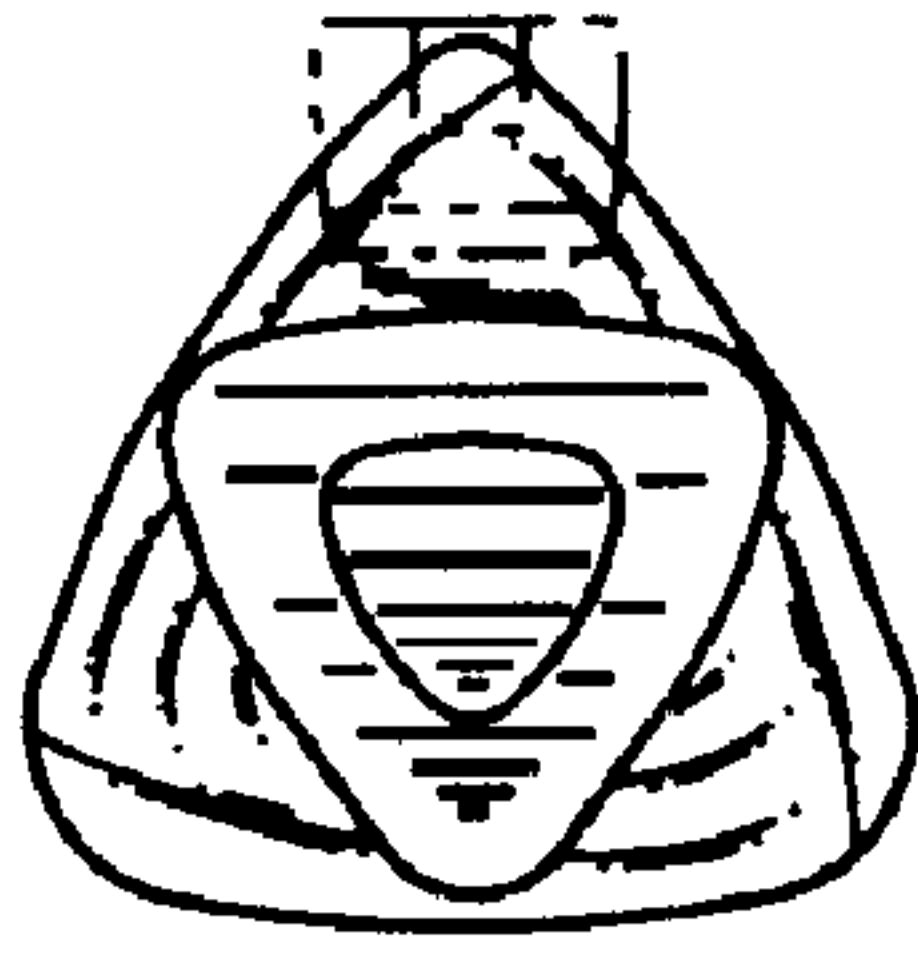


Fig. 6

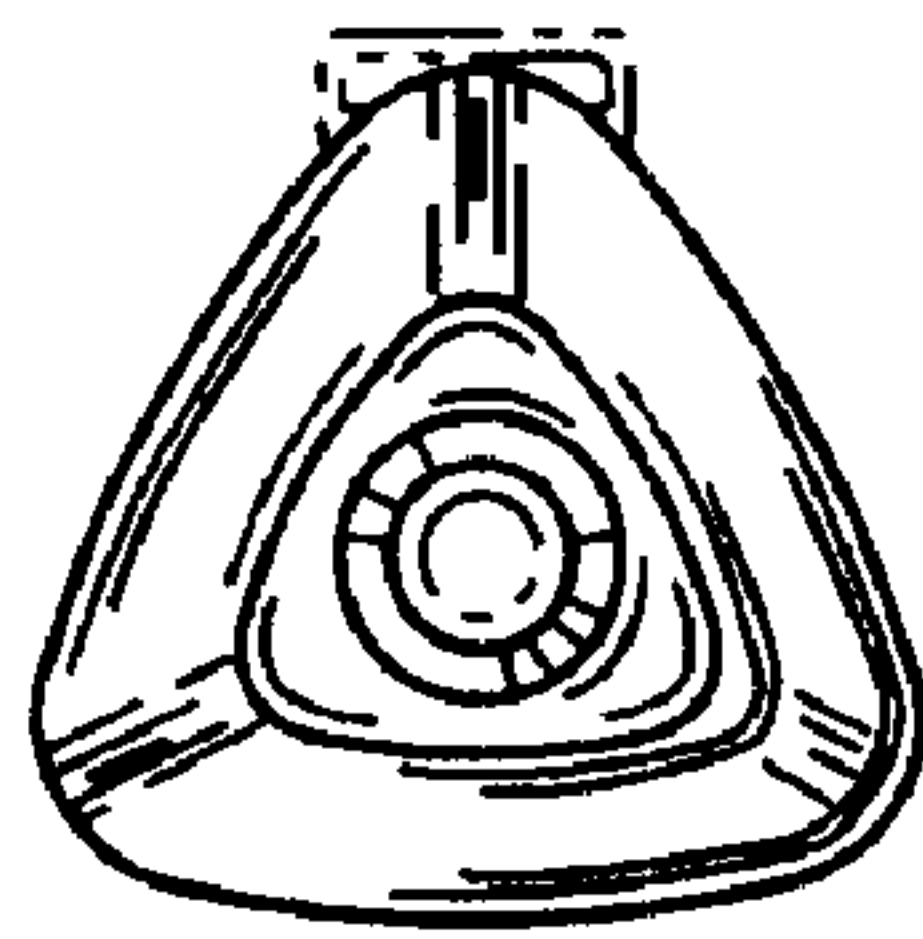


Fig. 7