



US00D475084S

(12) **United States Design Patent**  
**Wigard et al.**

(10) **Patent No.:** **US D475,084 S**

(45) **Date of Patent:** **\*\* May 27, 2003**

(54) **COMBINATION FIREPROOF CASE AND PHOTO ALBUM WITH FIREPROOF SPINE**

(76) Inventors: **David L. Wigard**, 2301 Walbran Drive, Courtenay, British Columbia (CA), V9N 9E4; **Lisa M. Wigard**, 2301 Walbran Drive, Courtenay, British Columbia (CA), V9N 9E4

(\*\*) Term: **14 Years**

(21) Appl. No.: **29/162,136**

(22) Filed: **Jun. 11, 2002**

(51) **LOC (7) Cl.** ..... **19-04**

(52) **U.S. Cl.** ..... **D19/26**

(58) **Field of Search** ..... D3/303, 900; D19/26, D19/27, 32, 33, 75, 86, 65; 206/424, 232; 281/15.1, 19.1, 20, 21.1, 29, 30, 31, 32, 35, 34, 45, 51; 283/36, 37, 42, 48.1, 52.1, 55, 63.1, 64, 117; 402/4, 73, 79, 80 R, 70

(56) **References Cited**

**U.S. PATENT DOCUMENTS**

2,544,566	A	*	3/1951	Rose	.....	281/31
D164,441	S	*	9/1951	Orzechowski et al.	.....	D19/26
3,938,831	A		2/1976	Herman		
D272,546	S		2/1984	Holson		
4,674,632	A	*	6/1987	Friedman	.....	206/232
4,916,838	A		4/1990	Holson		

D335,305	S		5/1993	Burns		
D352,309	S	*	11/1994	Gresham et al.	.....	D19/27
5,634,667	A		6/1997	Jordan		
D394,874	S	*	6/1998	Aguilar	.....	D19/26
5,908,258	A	*	6/1999	Boccacci	.....	402/70
6,010,000	A	*	1/2000	Tran	.....	206/424
D425,115	S	*	5/2000	Weber et al.	.....	D19/26
6,109,657	A	*	8/2000	Tan	.....	281/20
6,142,529	A	*	11/2000	Liao	.....	281/29

\* cited by examiner

*Primary Examiner*—Martie K. Holtje

(74) *Attorney, Agent, or Firm*—Donald R. Schoonover

(57) **CLAIM**

We claim the ornamental design for a combination fireproof case and photo album with fireproof spine, as shown and described.

**DESCRIPTION**

FIG. 1 is a perspective view of a combination fireproof case and photo album with fireproof spine, embodying the design of the present invention;

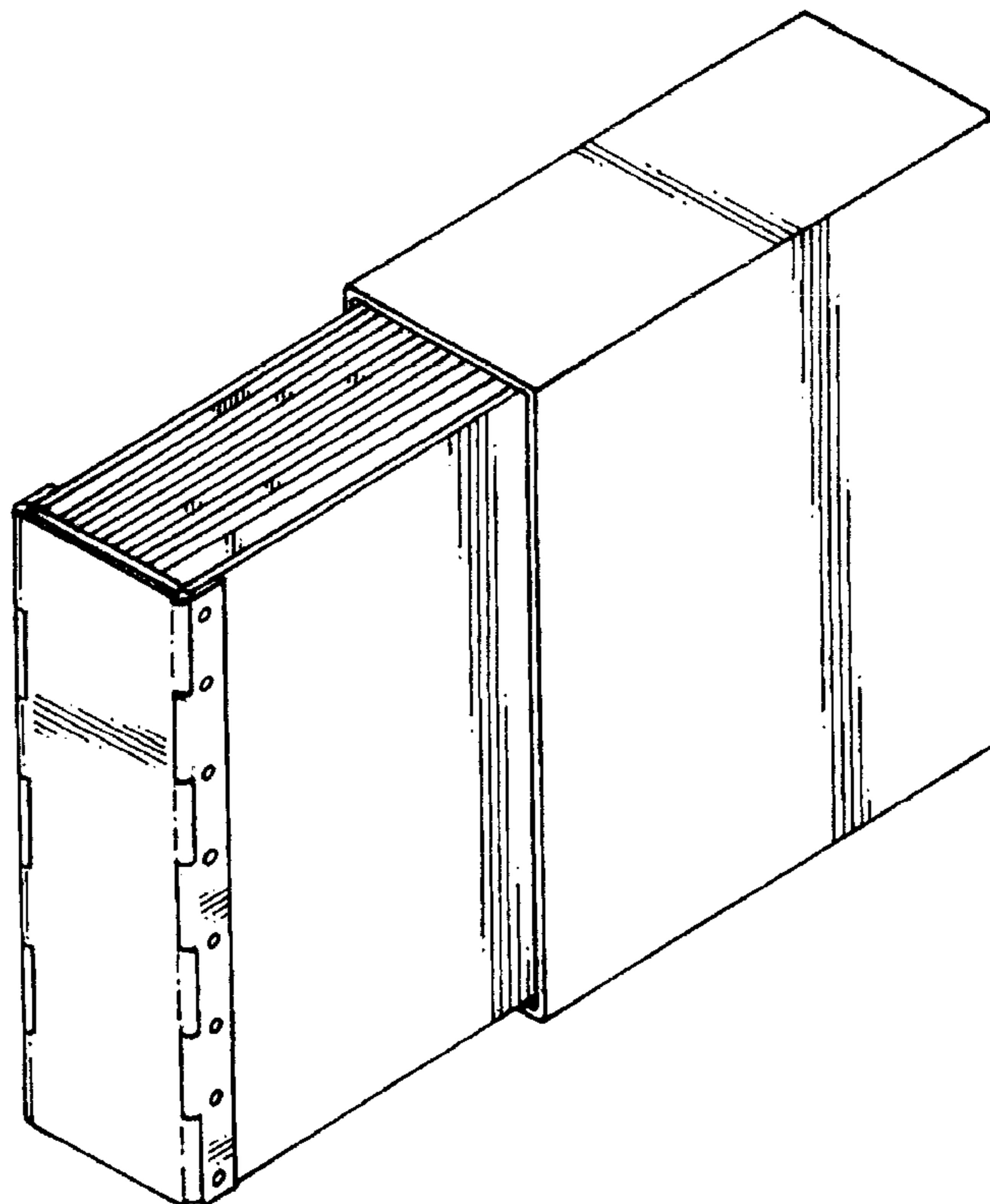
FIG. 2 is a front elevational view thereof, the rear elevational view being identical thereto;

FIG. 3 is a left side elevational view thereof;

FIG. 4 is a right side elevational view thereof; and,

FIG. 5 is a top plan view thereof, the bottom plan view being identical thereto.

**1 Claim, 3 Drawing Sheets**



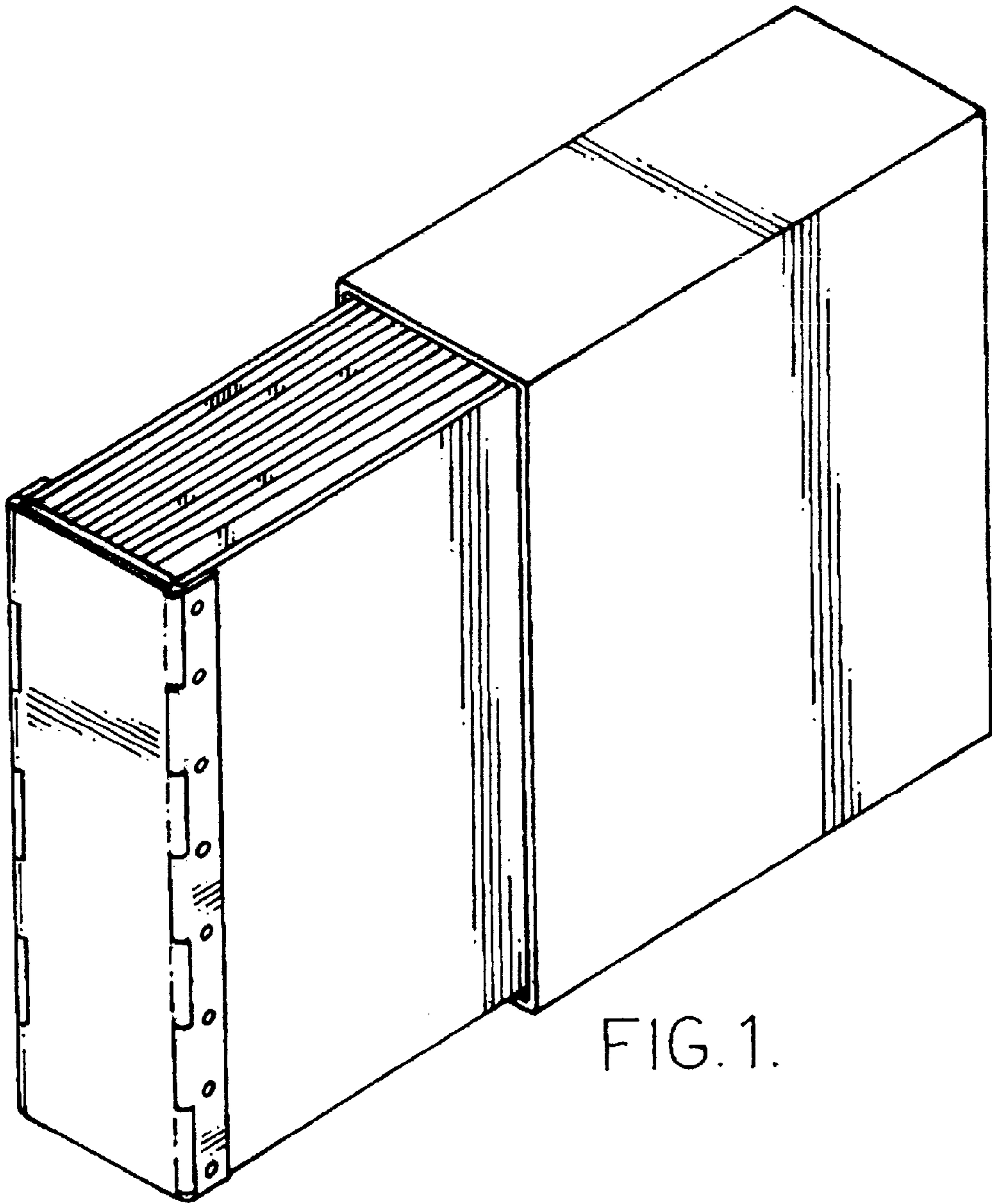


FIG. 1.




FIG. 3.

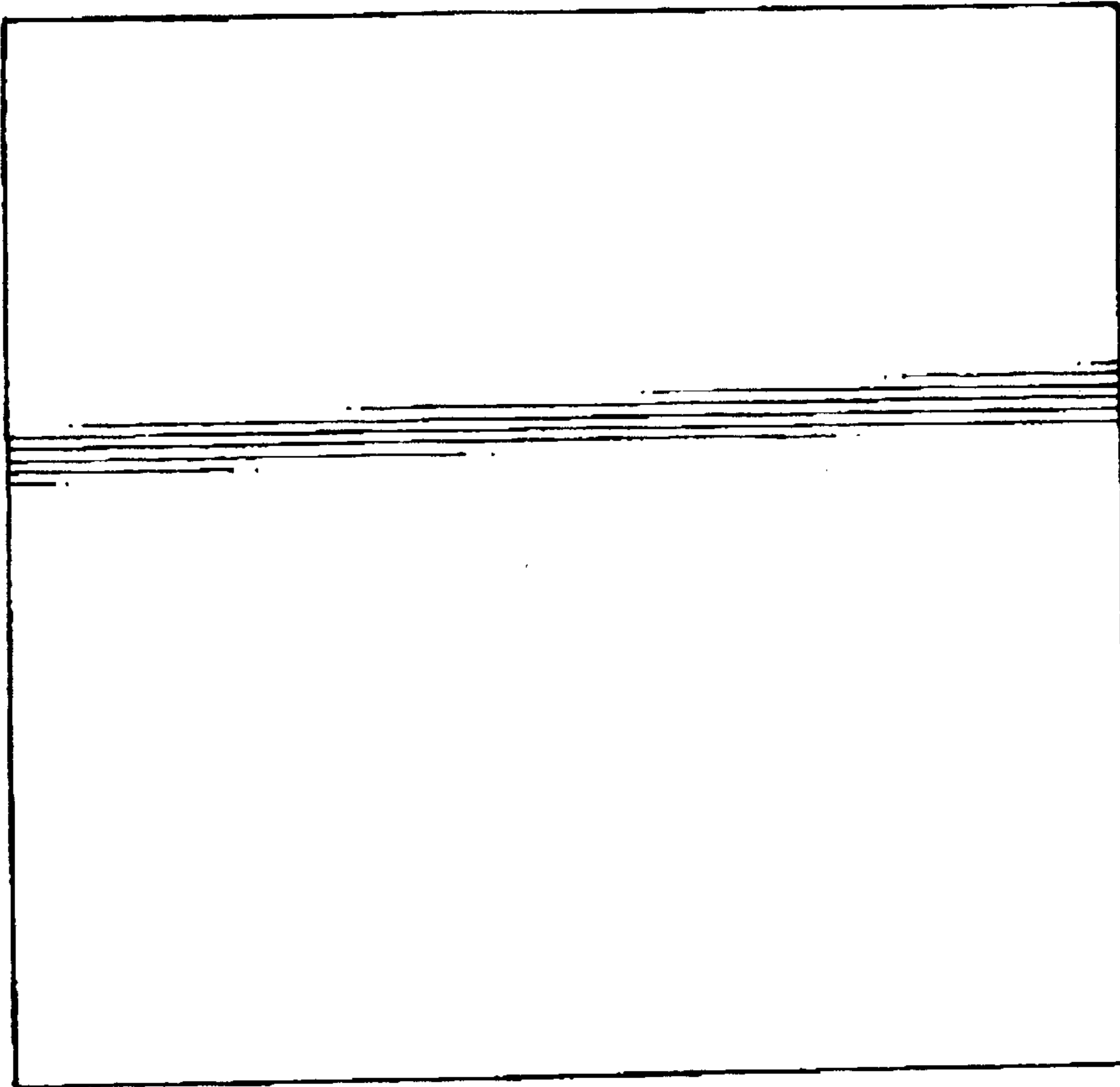


FIG. 2.




FIG. 5.




FIG. 4.