



US00D475081S

(12) **United States Design Patent**

Izen et al.

(10) **Patent No.:**

US D475,081 S

(45) **Date of Patent:**

**** May 27, 2003**

(54) **HEADSTOCK**

(75) Inventors: **Mark S. Izen**, Chestnut Hill, MA (US);
Craig Small, Natick, MA (US);
Alexander Webb, Wayland, MA (US)

(73) Assignee: **First Act, Inc.**, Newton, MA (US)

(**) Term: **14 Years**

(21) Appl. No.: **29/159,494**

(22) Filed: **Apr. 24, 2002**

(51) **LOC (7) Cl.** **17-03**

(52) **U.S. Cl.** **D17/20**

(58) **Field of Search** D17/14, 19, 20,
D17/21, 99; 84/267, 290-291, 297-298,
312 R

(56) **References Cited**

U.S. PATENT DOCUMENTS

3,011,380 A	*	12/1961	Brimhall	84/317
D209,333 S	*	11/1967	Ketjen	D17/14
D275,963 S	*	10/1984	Smith	D17/20
D278,541 S	*	4/1985	Toth	D17/14

D300,638 S	*	4/1989	Carriveau	D17/20
5,467,679 A	*	11/1995	Schmidt	84/312 R
6,040,509 A	*	3/2000	Fanella	84/280

* cited by examiner

Primary Examiner—Ruth McInroy

(74) *Attorney, Agent, or Firm*—John E. Toupal; Harold G. Jarcho

(57) **CLAIM**

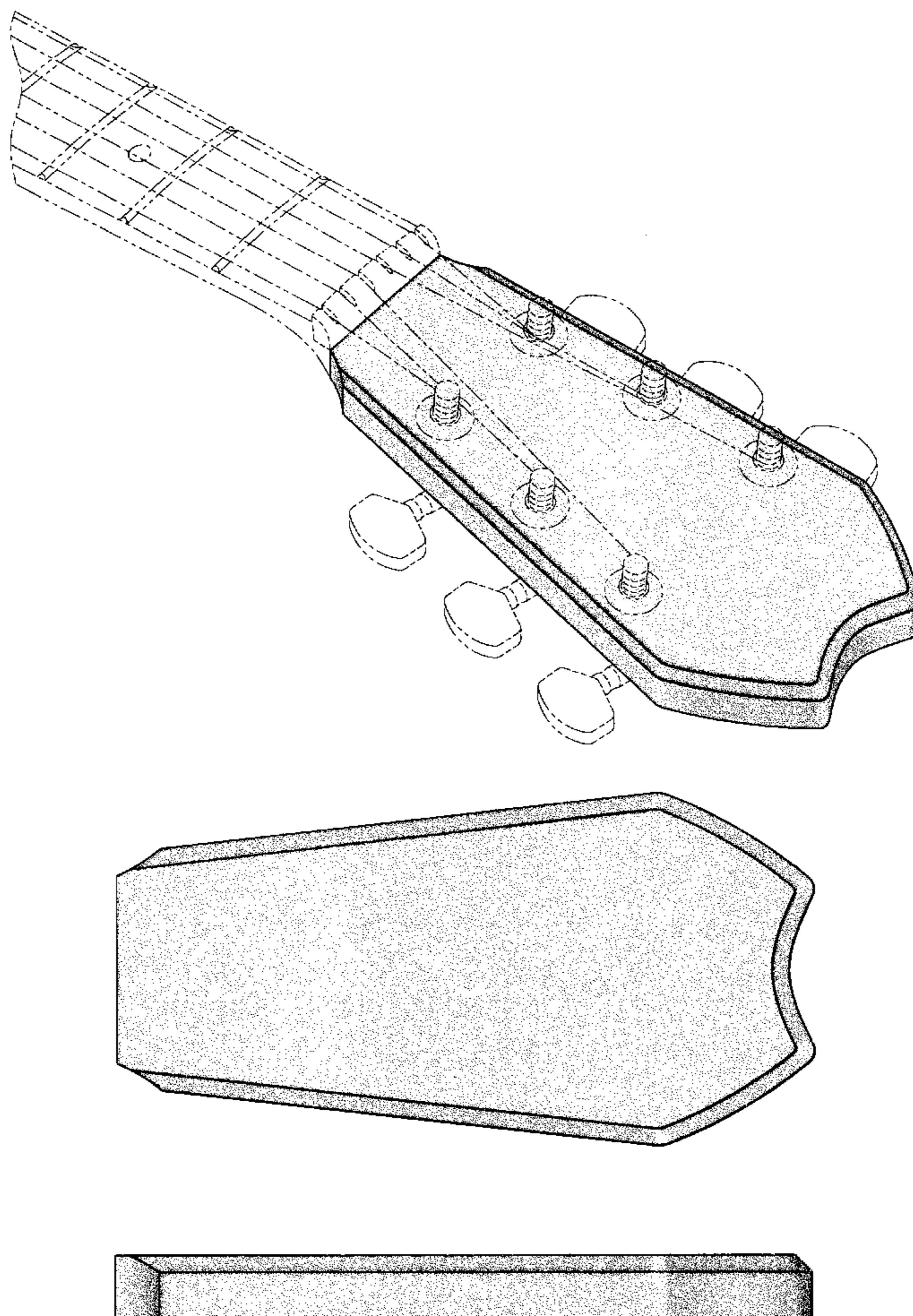
We claim the ornamental design for a headstock, as shown and described.

DESCRIPTION

FIG. 1 is a perspective view of a headstock showing our new design;
FIG. 2 is a top plan view thereof;
FIG. 3 is a bottom plan view thereof;
FIG. 4 is a left side view thereof (the right side is a mirror image of the left);
FIG. 5 is a rear elevational view thereof; and,
FIG. 6 is a front elevational view thereof.

The details shown in broken lines in FIG. 1 are for illustrative purposes only and form no part of the claimed design.

1 Claim, 3 Drawing Sheets



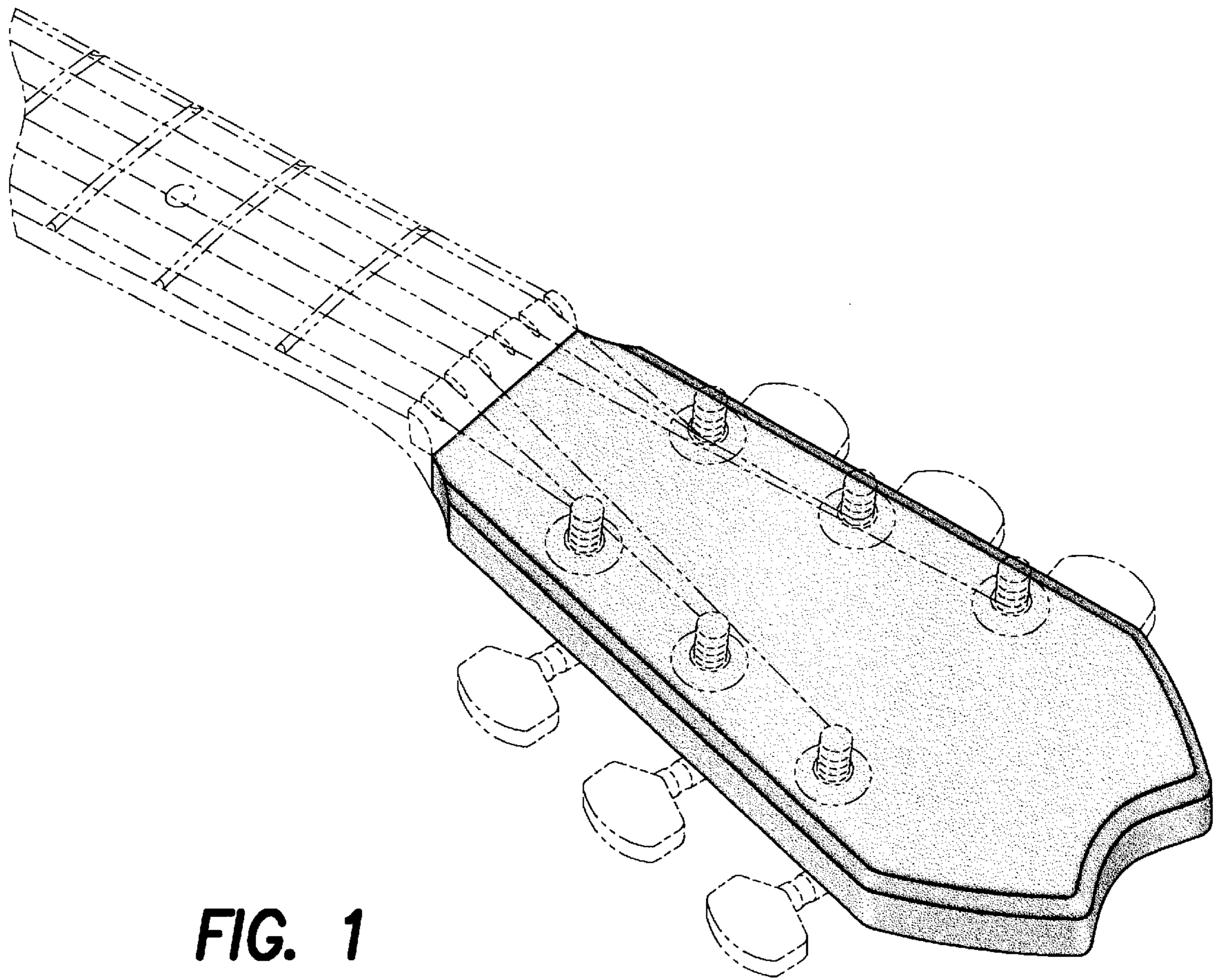


FIG. 1

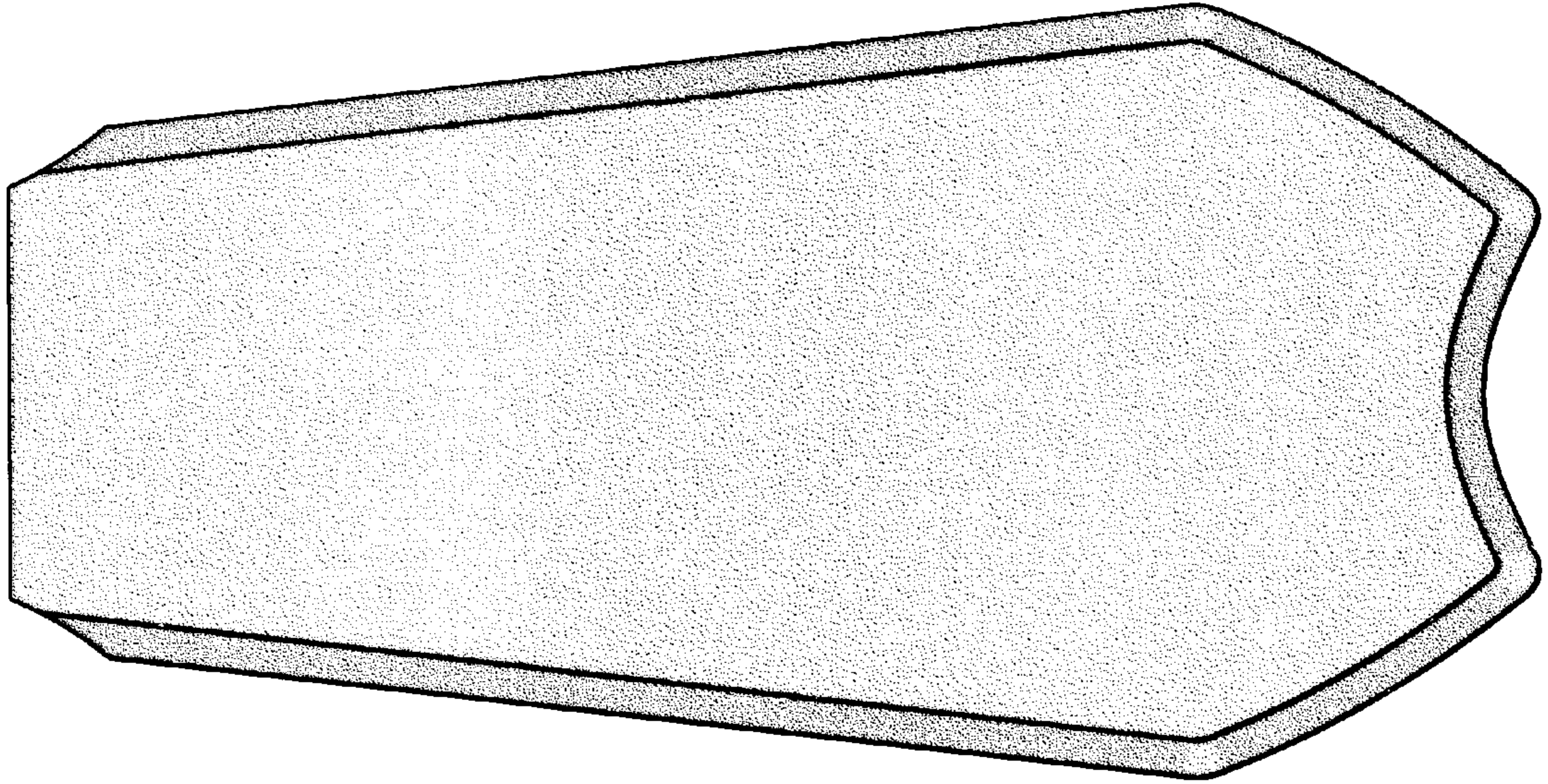


FIG. 2




FIG. 3




FIG. 4




FIG. 5



FIG. 6