



US00D475080S

(12) **United States Design Patent**
Garven

(10) **Patent No.:** **US D475,080 S**

(45) **Date of Patent:** **** May 27, 2003**

(54) **MAIN SUPPORT ASSEMBLY**

(75) **Inventor:** **Dennis James Garven**, Greenfield, WI (US)

(73) **Assignee:** **Dennis J. Garven**, Greenfield, WI (US)

(**) **Term:** **14 Years**

(21) **Appl. No.:** **29/139,288**

(22) **Filed:** **Jun. 23, 2001**

(51) **LOC (7) Cl.** **17-03**

(52) **U.S. Cl.** **D17/20**

(58) **Field of Search** D17/14-15, 18-21,
D17/24, 99; 84/9, 267, 290, 293-294, 297 R,
298, 299, 307, 314 R, 354

(56) **References Cited**

U.S. PATENT DOCUMENTS

- D181,867 S * 1/1958 McCarty D17/19
- D290,130 S * 6/1987 Steinberger D17/14
- D290,131 S * 6/1987 Steinberger D17/14

- 4,753,147 A * 6/1988 Berardi 84/453
- D299,650 S * 1/1989 Mitchell D14/162
- D418,859 S * 1/2000 Herbold D17/20

* cited by examiner

Primary Examiner—Ruth McInroy

(57) **CLAIM**

The ornamental design for a “main support assembly”, as shown on Page 1 FIG. 1 and as described.

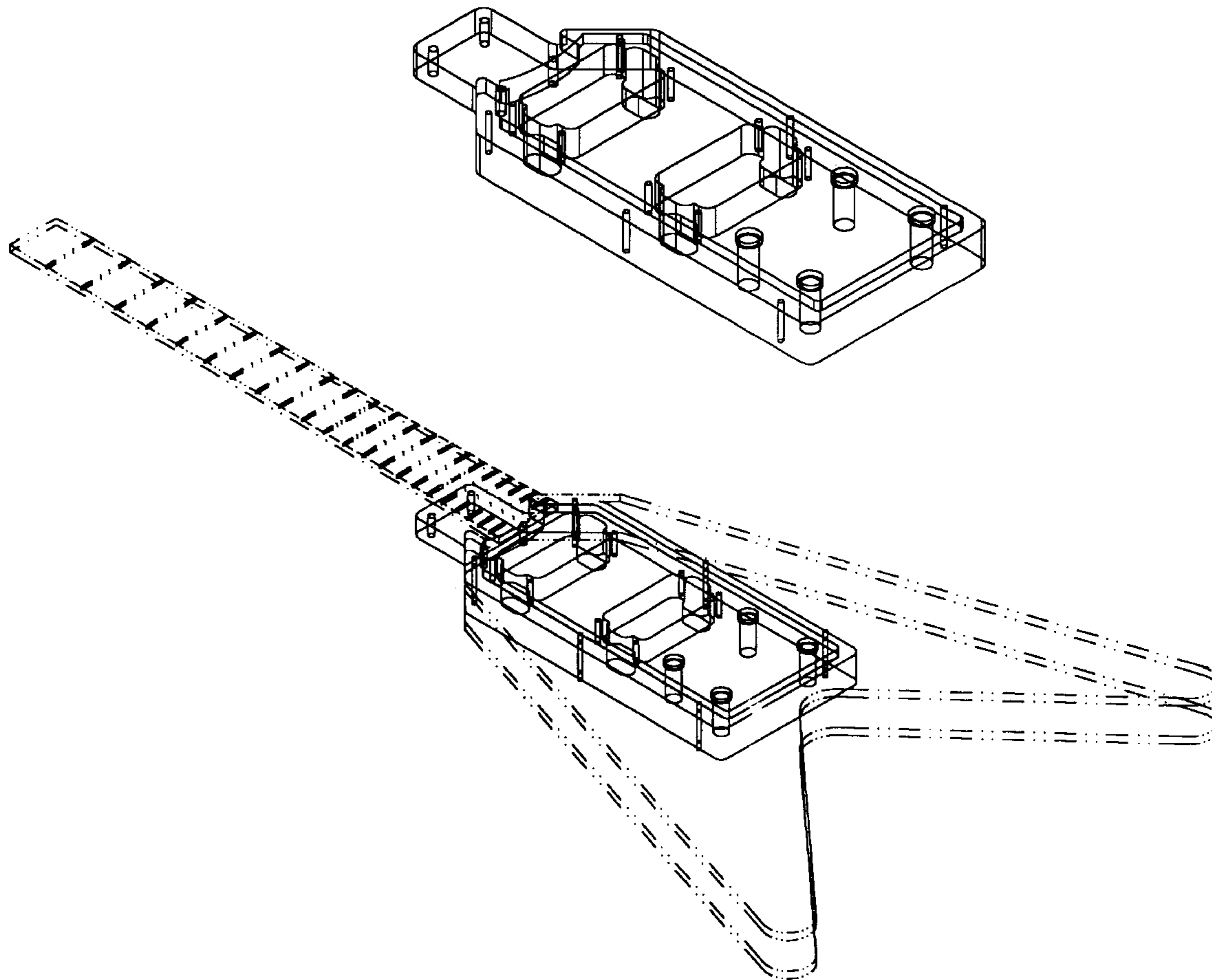
DESCRIPTION

To offer a standard support assembly made of Acrylic or wood, for electric guitars which will enable a guitarist to custom design his/her acrylic body and change out the guitar body whenever desired not affecting the sound characteristics.

FIG. 1 Details the main support assembly which lists dimensional information for extrusion; and,

FIG. 2 Shows an Acrylic V-style body mounted to the main support assembly.

1 Claim, 2 Drawing Sheets



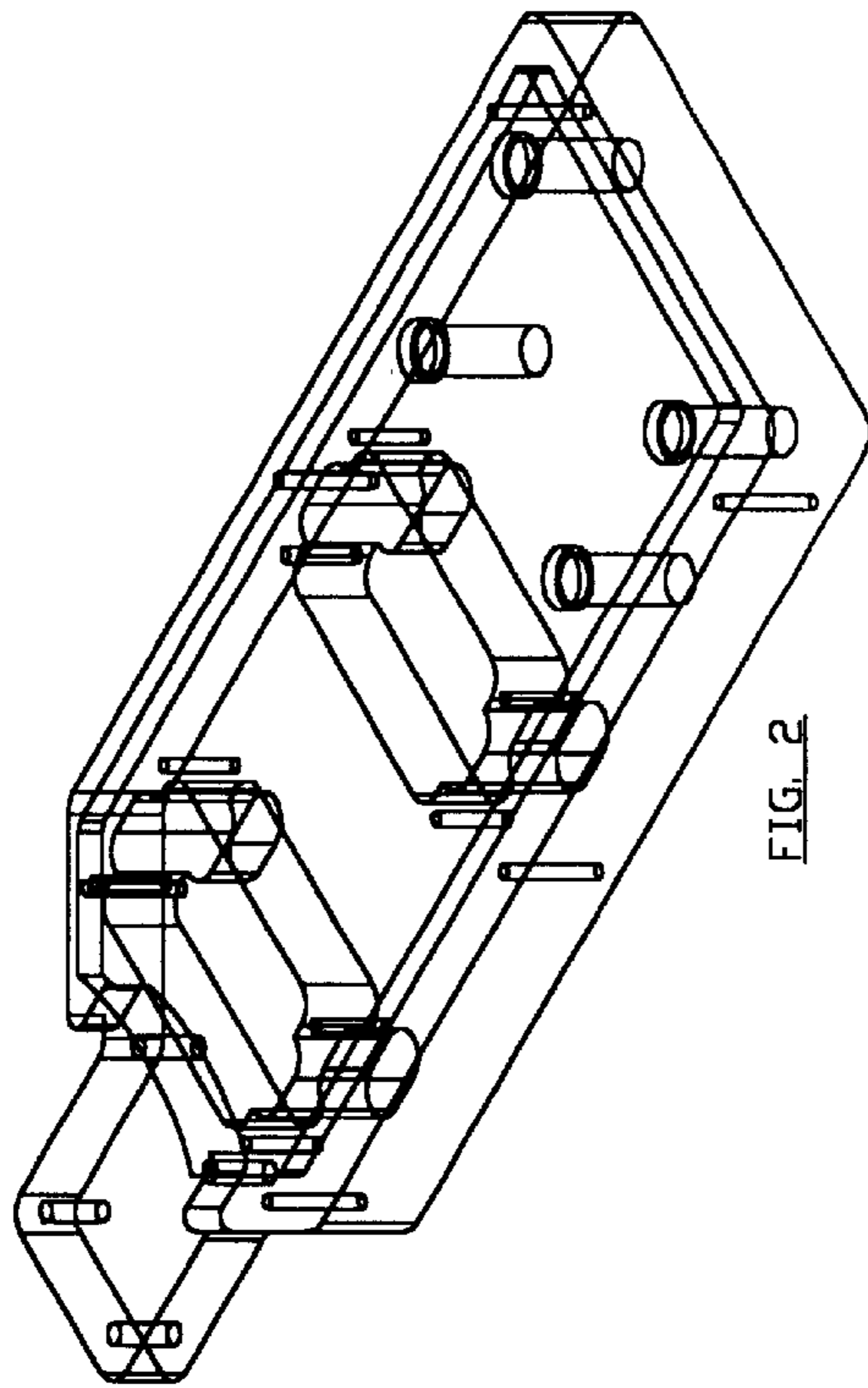


FIG. 2

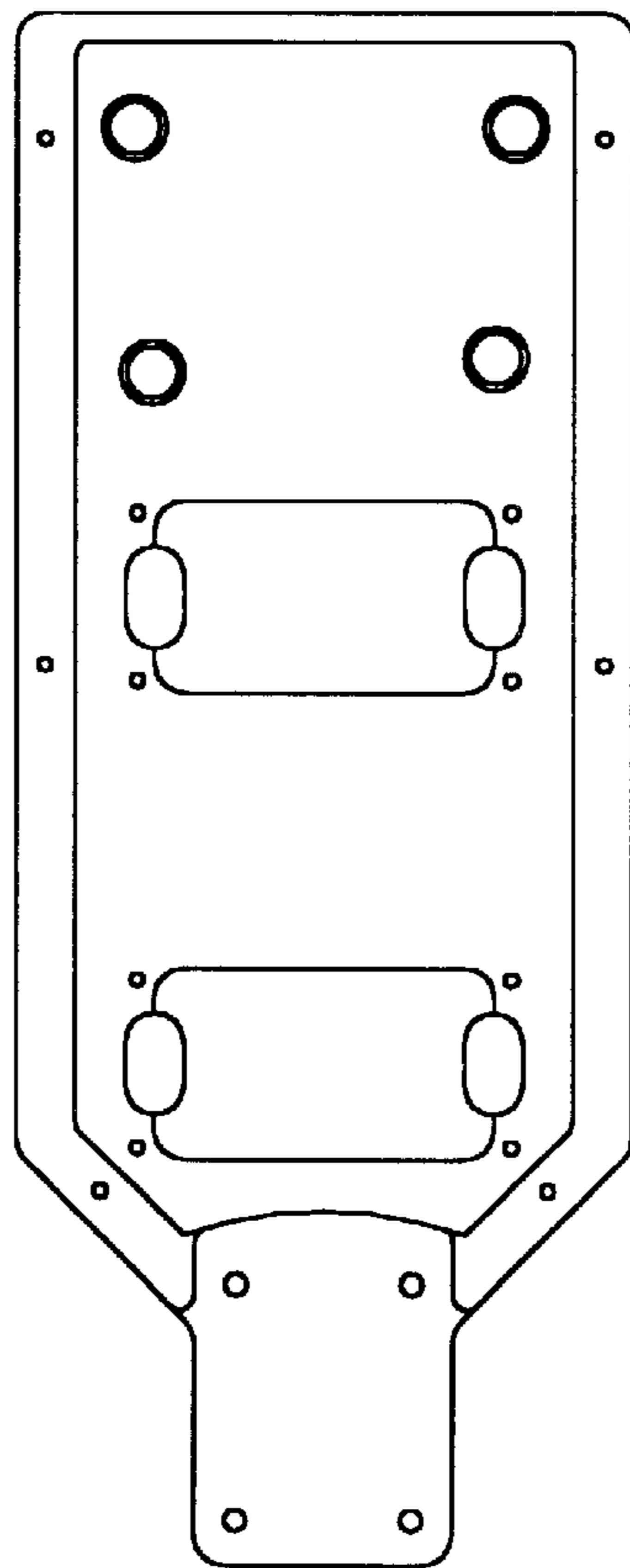


FIG. 1

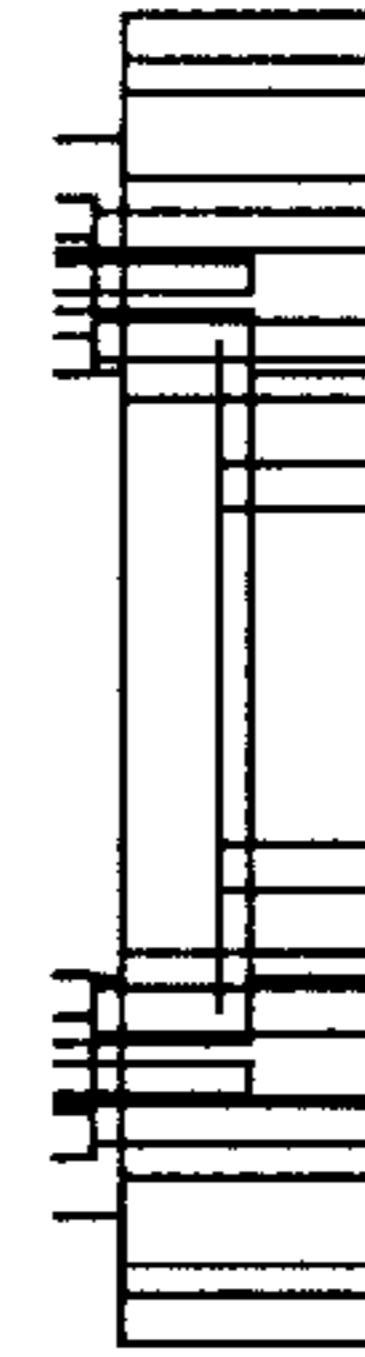


FIG. 4

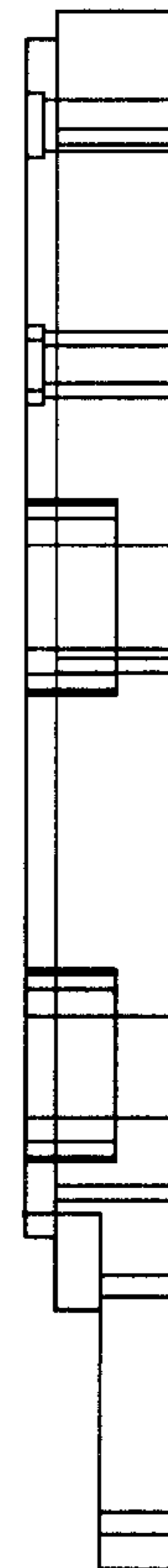


FIG. 3

