



US00D475064S

(12) **United States Design Patent**
Nashida et al.

(10) **Patent No.: US D475,064 S**
(45) **Date of Patent: ** May 27, 2003**

(54) **COMPUTER GENERATED IMAGE FOR A DISPLAY PANEL OR SCREEN**

FOREIGN PATENT DOCUMENTS

JP 8-171471 7/1996

(75) Inventors: **Tatsushi Nashida**, Tokyo (JP); **Makoto Imamura**, Tokyo (JP); **Tota Hasegawa**, Tokyo (JP)

OTHER PUBLICATIONS

(73) Assignee: **Sony Corporation**, Tokyo (JP)

The Icon Book, William Horton, John Wiley & Sons, Inc., exit icon, p. 381, go to icon, p. 383, width icon, p. 395, 1994.*

(**) Term: **14 Years**

Symbol Sourcebook, Henry Dreyfuss, Van Nostrand Reinhold, masonry building symbol, p. 43, feed, eject symbol, p. 63, electric eye beam, ink, symbols, p. 192, electrical precipitator symbol, p. 194, 1972.*

(21) Appl. No.: **29/141,317**

Symbol Sourcebook, Henry Dreyfuss, Van Nostrand Reinhold, resistor, expansion joint flange, closing, television camera symbols, p. 195, screener symbol, p. 197, 1972.*

(22) Filed: **May 4, 2001**

Related U.S. Application Data

* cited by examiner

(62) Division of application No. 29/114,585, filed on Nov. 30, 1999, now Pat. No. Des. 444,794.

Primary Examiner—M. H. Tung

(51) **LOC (7) Cl.** **14-02**

(74) *Attorney, Agent, or Firm*—Rader, Fishman & Grauer PLLC

(52) **U.S. Cl.** **D14/491**; D14/489

(58) **Field of Search** D14/485-95; D18/24-33; D19/6; D20/11; D21/324-33; 345/700-26, 764-862

(57) **CLAIM**

The ornamental design for a computer generated image for a display panel or screen, as shown and described.

(56) **References Cited**

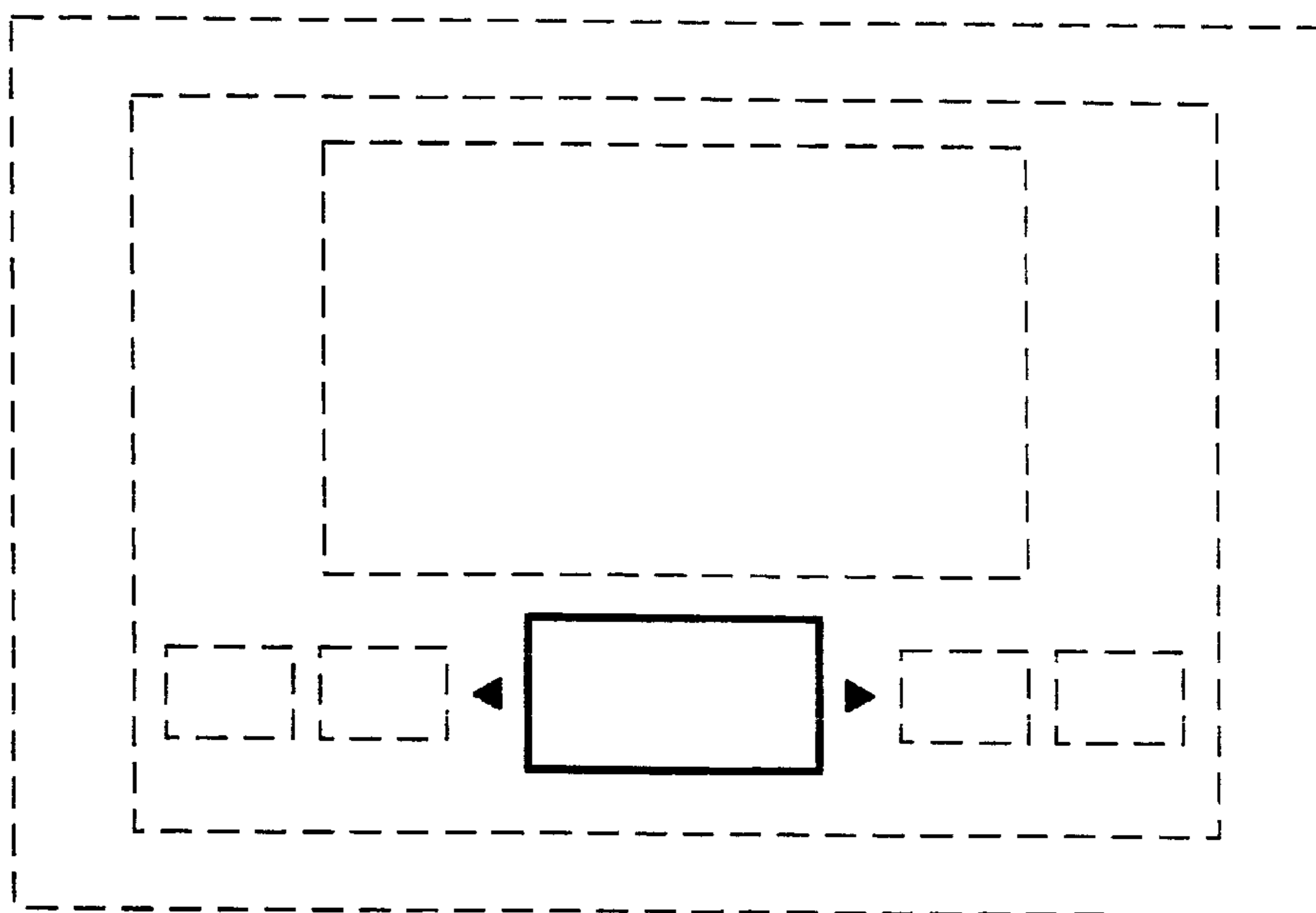
DESCRIPTION

U.S. PATENT DOCUMENTS

- D385,868 S 11/1997 Fumarolo et al.
- D386,477 S * 11/1997 Thomas
- D392,269 S * 3/1998 Mason et al.
- D397,687 S * 9/1998 Arora et al.
- D398,000 S * 9/1998 Cappa et al.
- D418,497 S 1/2000 Howard, III et al.
- D424,041 S 5/2000 Tambata
- D444,793 S * 7/2001 Richter
- D453,167 S * 1/2002 Hasegawa et al.

FIG. 1 is a front view of a computer generated image for a display panel or screen; and, FIG. 2 is a front view of a second embodiment thereof. The broken line drawings of a display panel or screen and of the interior elements in both views are for illustrative purposes only and form no part of the claimed design.

1 Claim, 1 Drawing Sheet



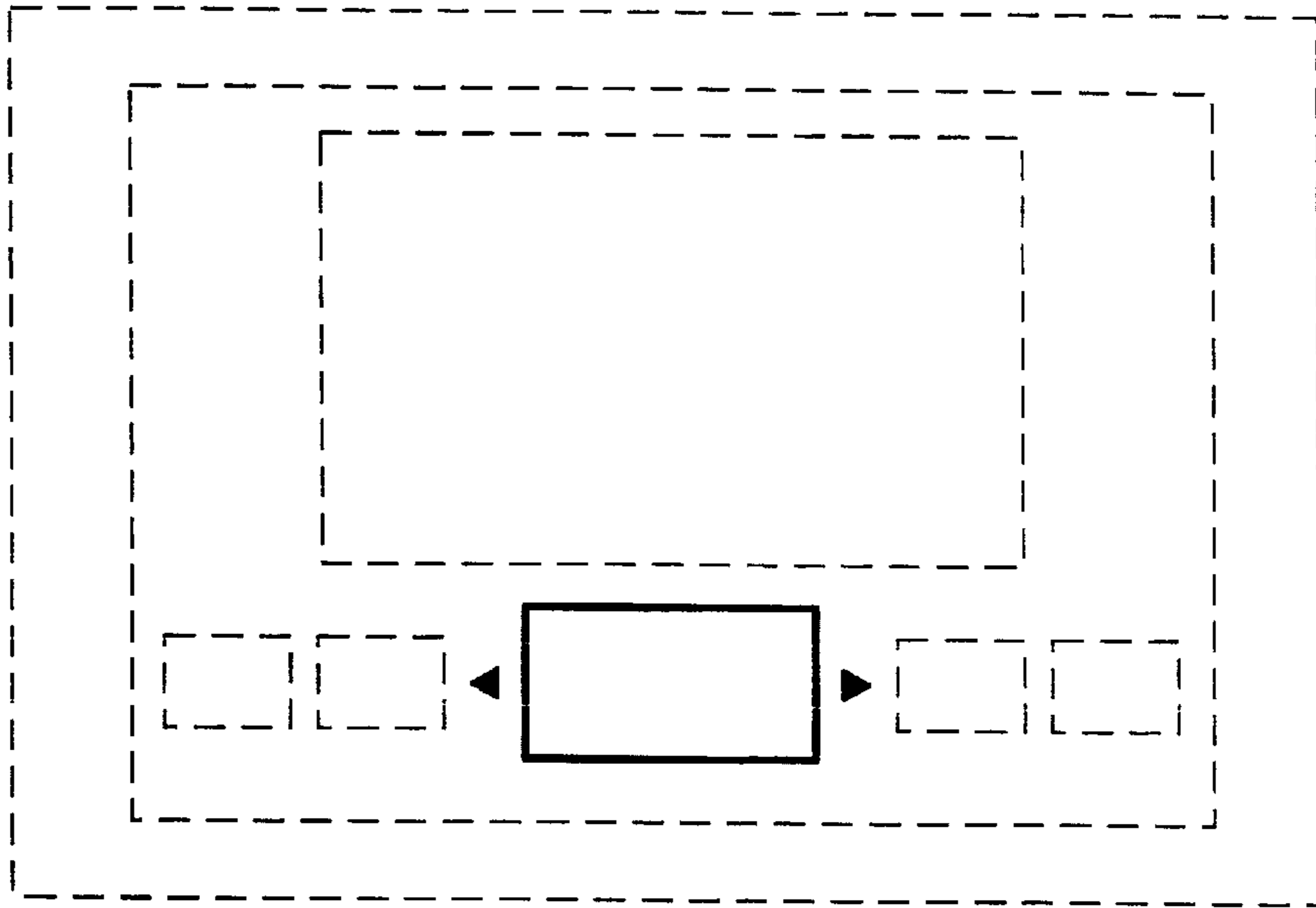


FIG. 1

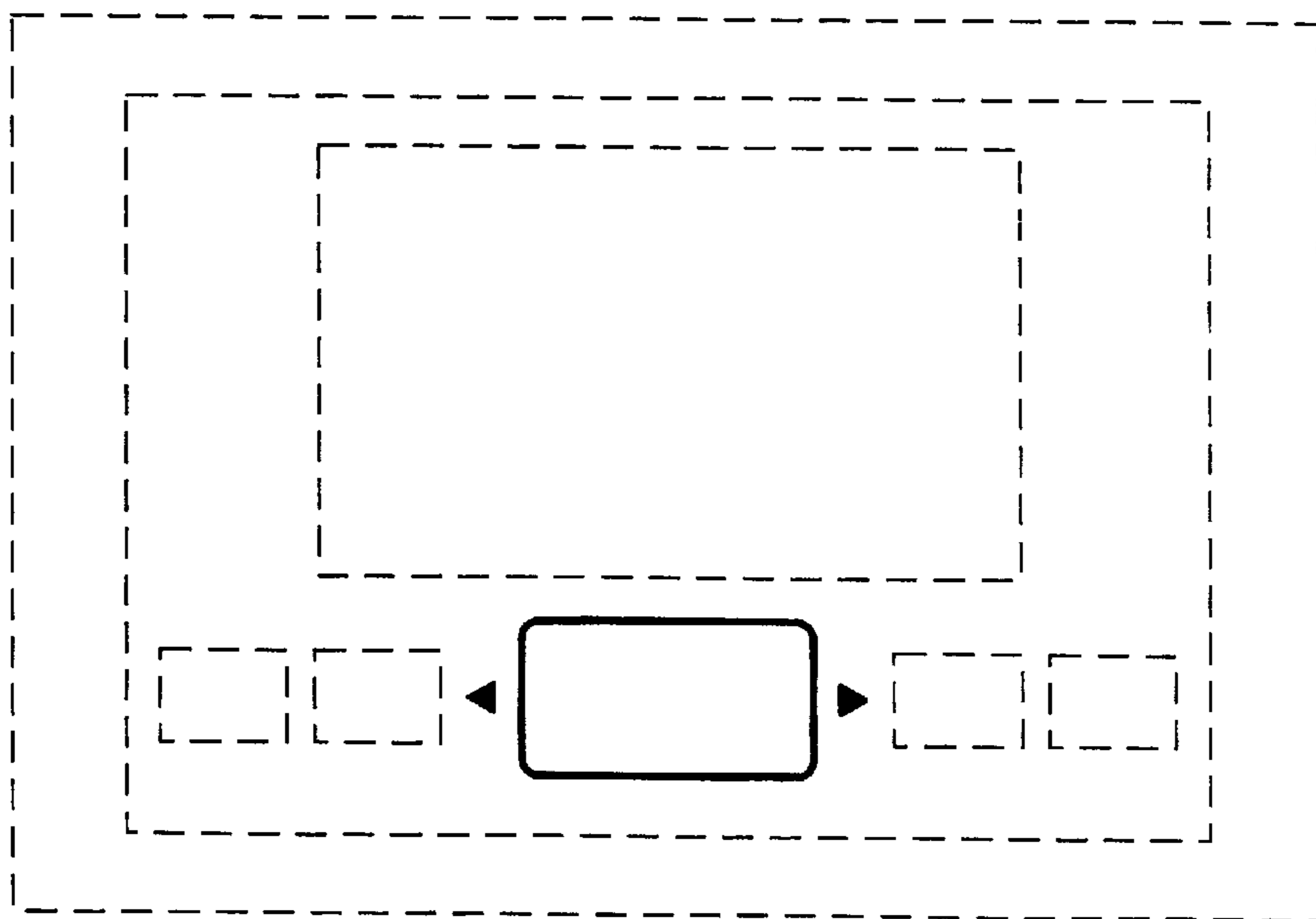


FIG. 2