



US00D475059S

(12) **United States Design Patent**
Niitsu

(10) **Patent No.:** **US D475,059 S**

(45) **Date of Patent:** **** May 27, 2003**

- (54) **DISC CARTRIDGE**
- (75) Inventor: **Takuya Niitsu**, Tokyo (JP)
- (73) Assignee: **Sony Corporation**, Tokyo (JP)
- (**) Term: **14 Years**
- (21) Appl. No.: **29/165,625**
- (22) Filed: **Aug. 15, 2002**
- (51) **LOC (7) Cl.** **14-99**
- (52) **U.S. Cl.** **D14/478; D14/483; D14/435;**
D21/332
- (58) **Field of Search** D14/474, 477-483,
D14/263, 435; D21/332, 333; 273/148 B;
463/30-35, 43-47; 360/132, 133; 242/348-348.4,
341, 335; 206/307-313; 439/945

JP	1039184	5/1999
JP	1039333	5/1999
JP	1039183-1	5/1999
JP	1039183-2	5/1999
JP	1043535	7/1999
JP	1046789	8/1999
JP	1069366	5/2000
JP	1076437	6/2000
JP	1043535-1	9/2000
JP	1089722	10/2000
JP	1089798	10/2000
JP	1089799	10/2000
JP	1089800	10/2000
JP	1089801	10/2000
JP	1097132	1/2001
JP	1102850	3/2001

* cited by examiner

Primary Examiner—Prabhakar Deshmukh
(74) *Attorney, Agent, or Firm*—Rader, Fishman & Grauer
PLLC

(56) **References Cited**

U.S. PATENT DOCUMENTS

D350,951 S	*	9/1994	Tseng	D14/435
5,653,638 A	*	8/1997	Nagata	463/44
5,671,109 A	*	9/1997	Summer et al.	360/133
5,694,278 A	*	12/1997	Summer	360/133
D398,603 S		9/1998	Aoki		
D398,604 S		9/1998	Aoki		
D406,831 S		3/1999	Takahashi et al.		
D412,165 S		7/1999	Niitsu		
D412,187 S	*	7/1999	Kitamori	D21/332
D428,013 S	*	7/2000	Fairchild et al.	D21/332
D449,078 S	*	10/2001	Fujita	D14/435
D451,099 S	*	11/2001	Lee	D14/435

FOREIGN PATENT DOCUMENTS

JP	915629	12/1994
JP	1039183	5/1999

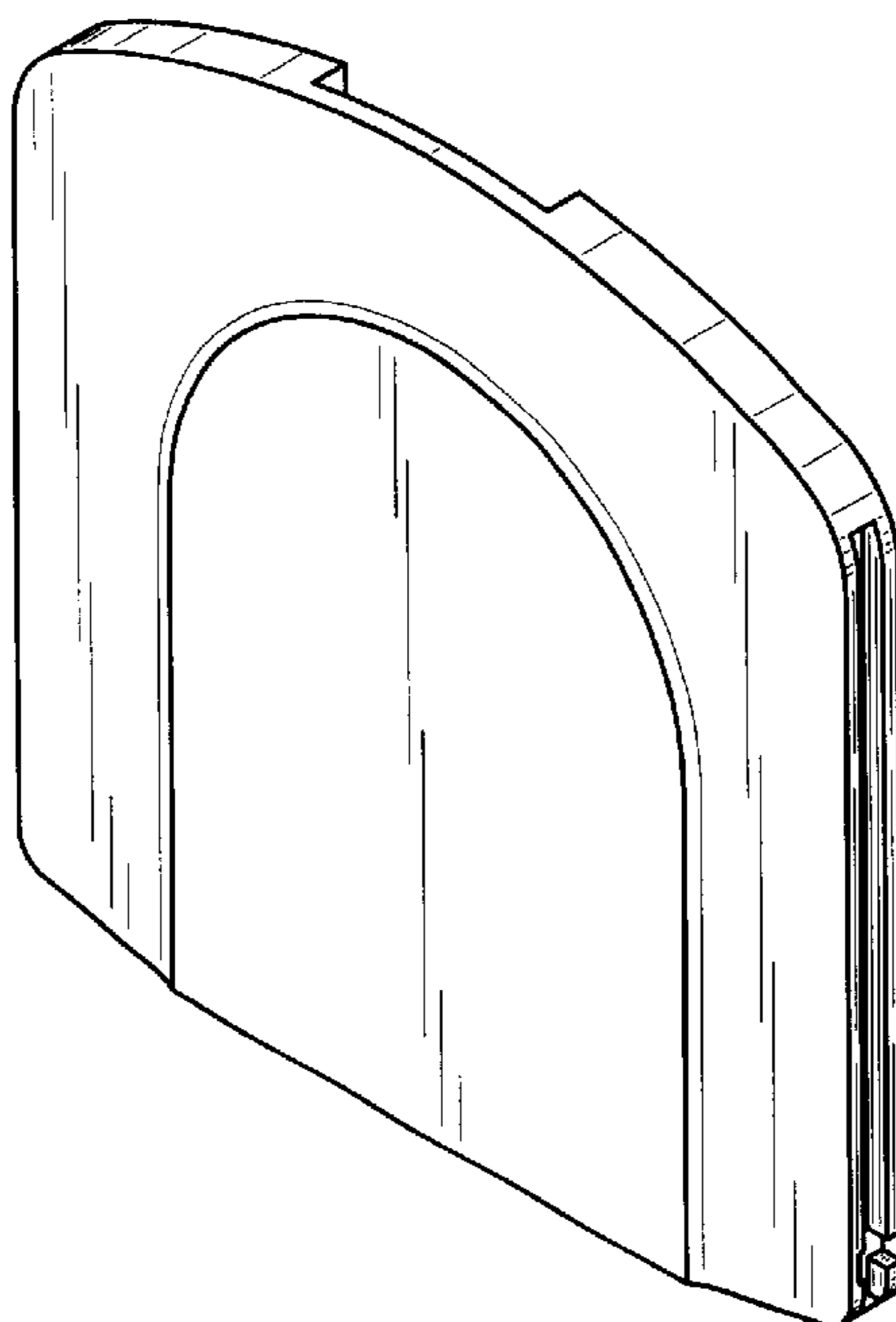
(57) **CLAIM**

The ornamental design for a disc cartridge, as shown.

DESCRIPTION

FIG. 1 is a top, front, right perspective view of a disc cartridge showing my new design;
FIG. 2 is a top, rear, and right perspective view thereof;
FIG. 3 is a front elevational view thereof;
FIG. 4 is a rear elevational view thereof;
FIG. 5 is a left side elevational view thereof;
FIG. 6 is a right side elevational view thereof;
FIG. 7 is a top plan view thereof; and,
FIG. 8 is a bottom plan view thereof.

1 Claim, 5 Drawing Sheets



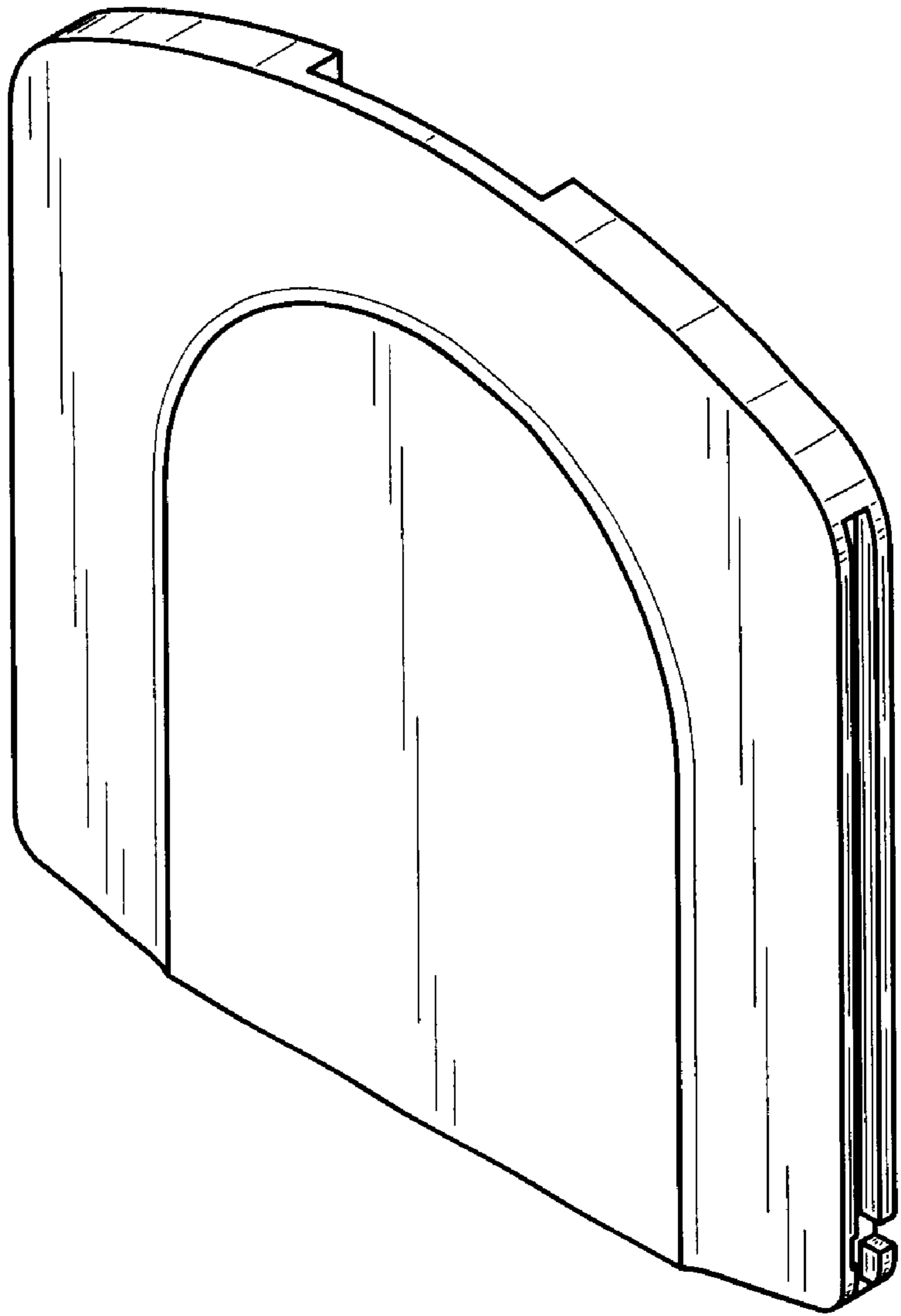


Fig. 1

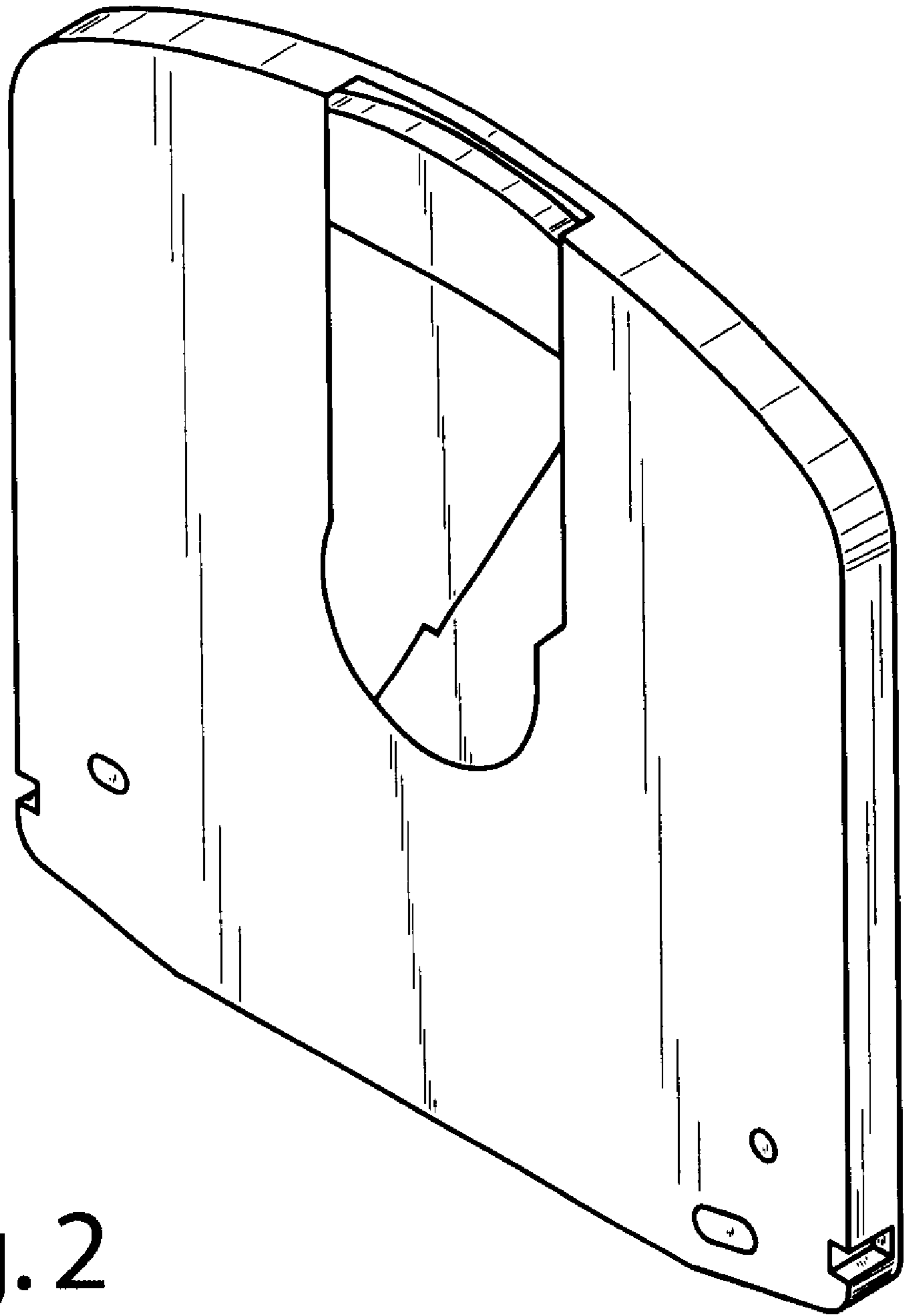


Fig. 2

Fig. 3

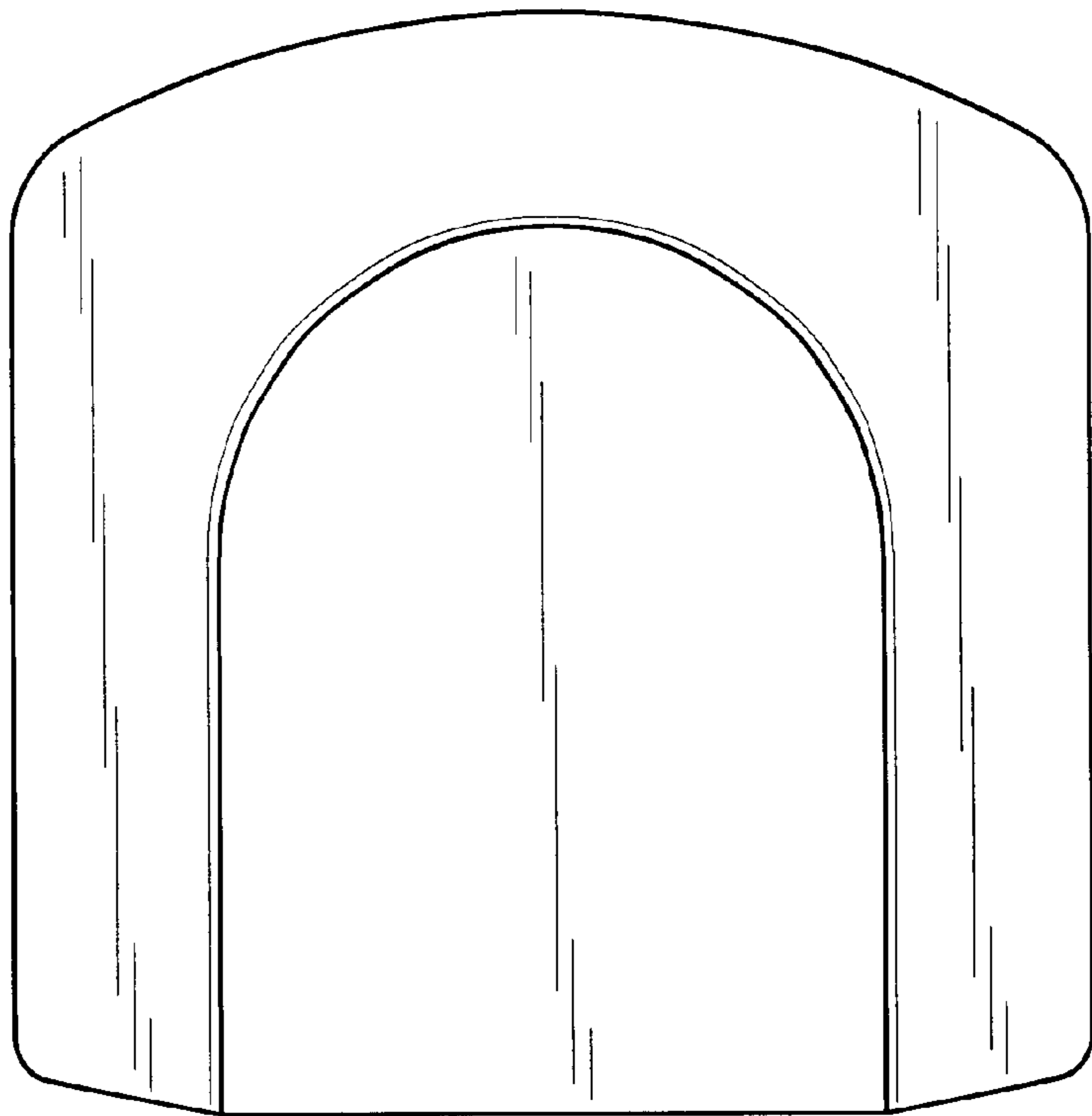


Fig. 4

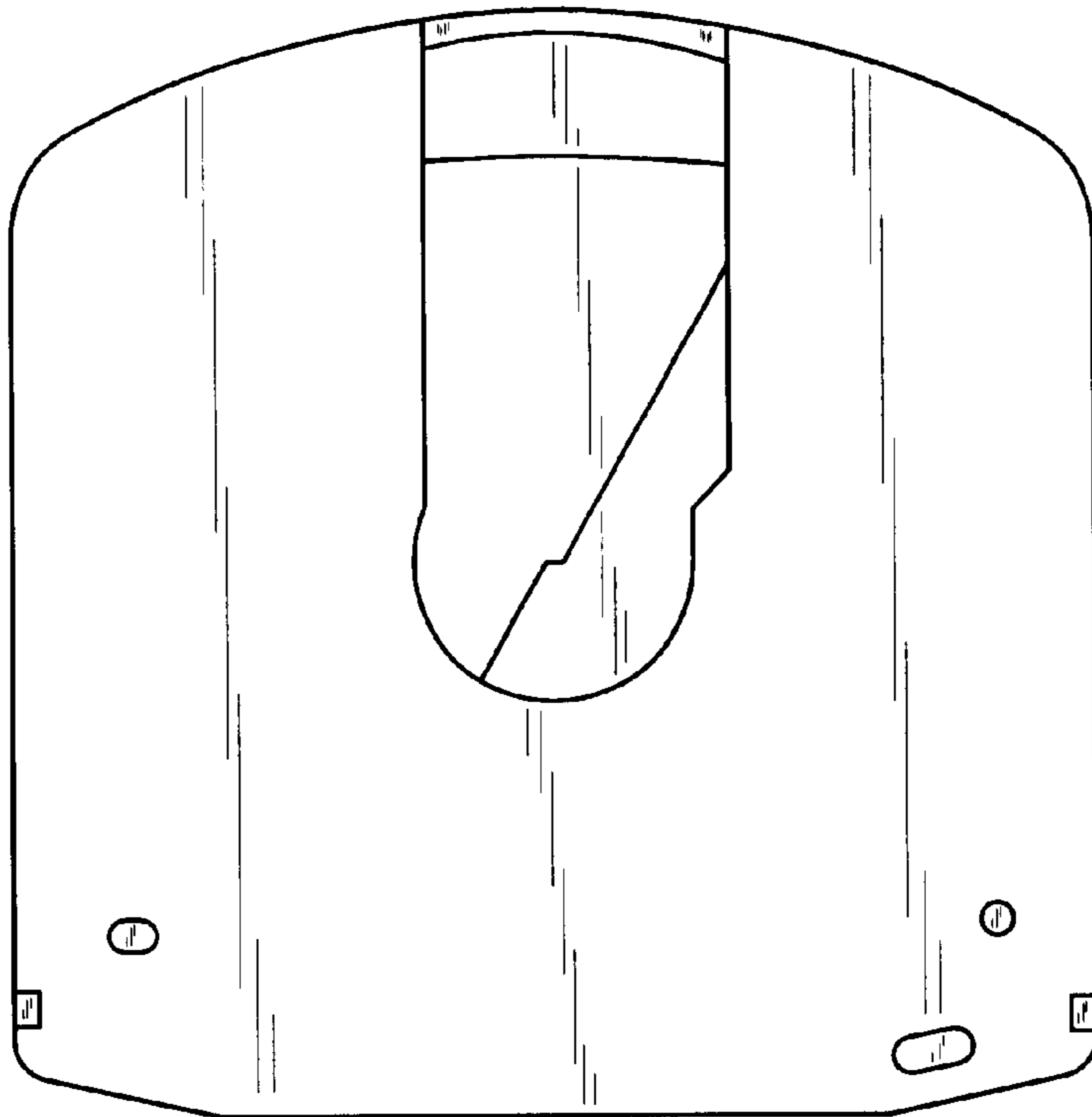


Fig. 5

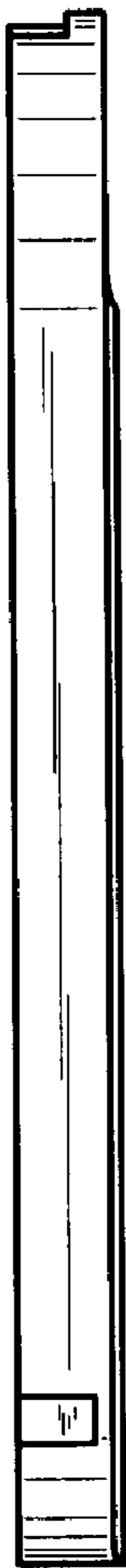


Fig. 6



Fig. 7




Fig. 8