



US00D475048S

(12) **United States Design Patent**  
**Wu et al.**

(10) **Patent No.:** **US D475,048 S**

(45) **Date of Patent:** **\*\* May 27, 2003**

(54) **FLAT DISPLAY DEVICE**

D453,747 S \* 2/2002 Kita ..... D14/126

(75) Inventors: **Wen-Ming Wu**, Taipei (TW);  
**Chien-Jui Wang**, Taipei (TW);  
**Shih-Lung Hsu**, Taoyuan (TW);  
**Chun-Wei Su**, Taichung (TW)

\* cited by examiner

*Primary Examiner*—Freda Nunn  
(74) *Attorney, Agent, or Firm*—Ladas & Parry

(73) Assignee: **Benq Corporation**, Taoyuan (TW)

(57) **CLAIM**

(\*\*) Term: **14 Years**

The ornamental design for a flat display device, as shown and described.

(21) Appl. No.: **29/160,904**

(22) Filed: **May 16, 2002**

**DESCRIPTION**

(30) **Foreign Application Priority Data**

Apr. 4, 2002 (TW) ..... 091301503 A

(51) **LOC (7) Cl.** ..... **14-02**

(52) **U.S. Cl.** ..... **D14/374**

(58) **Field of Search** ..... D14/371, 374,  
D14/375, 376, 336, 125-129; 248/917-924;  
345/104, 156, 168, 173; 348/180, 184;  
349/1, 2, 11, 62



FIG. 1 is a perspective view thereof;  
FIG. 2 is a right side elevational view thereof;  
FIG. 3 is a top plane view thereof;  
FIG. 4 is a front elevational view thereof;  
FIG. 5 is a bottom plane view thereof;  
FIG. 6 is a left side elevational view thereof;  
FIG. 7 is a rear elevational view thereof; and,  
FIG. 8 is a rear perspective view thereof.

(56) **References Cited**

**U.S. PATENT DOCUMENTS**

D433,409 S \* 11/2000 Chen ..... D14/336

**1 Claim, 8 Drawing Sheets**






FIG. 1




FIG. 2

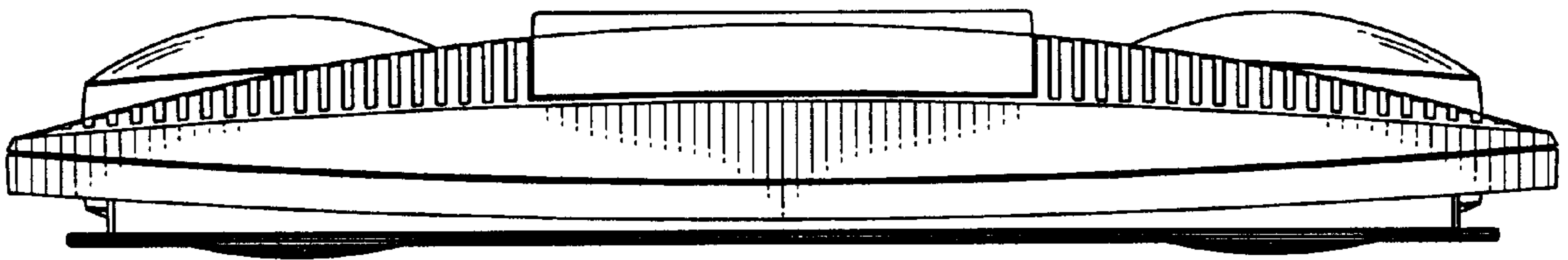


FIG. 3




FIG. 4

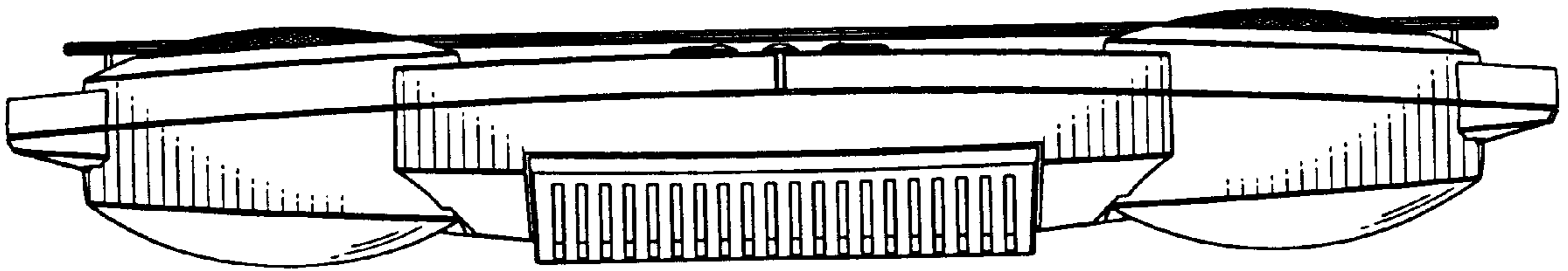


FIG. 5






FIG. 6

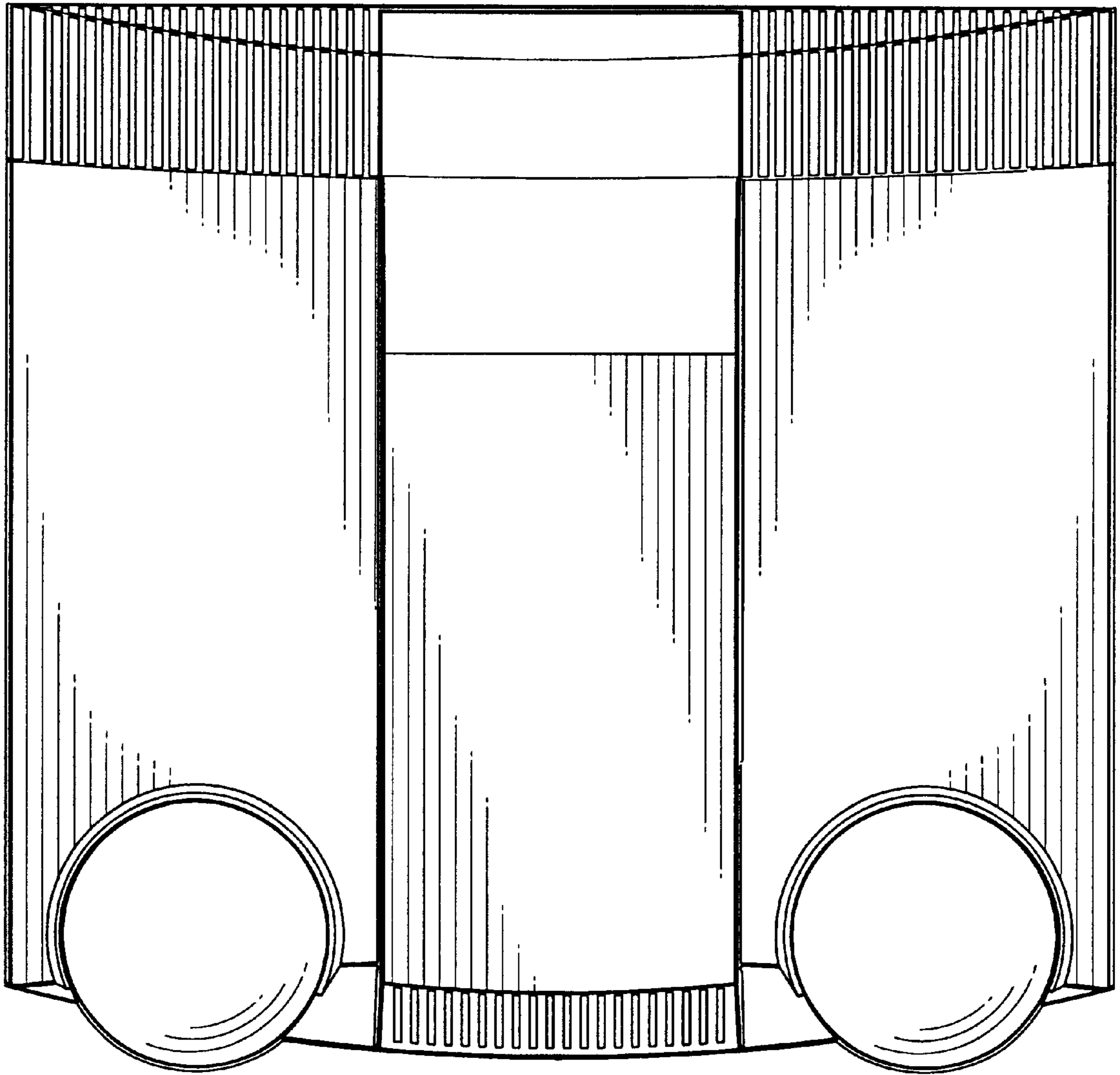


FIG. 7






FIG. 8