



US00D475036S

(12) **United States Design Patent**  
**Tejima**

(10) **Patent No.:** **US D475,036 S**

(45) **Date of Patent:** **\*\* May 27, 2003**

(54) **COMBINED RECORDER AND DISC PLAYER**

(75) Inventor: **Keisuke Tejima**, Tokyo (JP)  
(73) Assignee: **Sony Corporation**, Tokyo (JP)  
(\*\*) Term: **14 Years**

(21) Appl. No.: **29/159,581**  
(22) Filed: **Apr. 25, 2002**

(51) **LOC (7) Cl.** ..... **14-01**  
(52) **U.S. Cl.** ..... **D14/168; D14/136**  
(58) **Field of Search** ..... **D14/135-136,**  
**D14/156-157, 167-168, 188, 193-198,**  
**257-258; 369/75.1, 75.2, 77.1, 77.2; 455/344,**  
**347, 350-351**

(56) **References Cited**

**U.S. PATENT DOCUMENTS**

5,859,828	A	*	1/1999	Ishibashi	.....	369/75.1
D405,790	S	*	2/1999	Kawada et al.	.....	D14/168
D416,018	S	*	11/1999	Ito et al.	.....	D14/156
D421,260	S	*	2/2000	Hyogo	.....	D14/167
D431,542	S	*	10/2000	Takahashi	.....	D14/156
D432,111	S		10/2000	Takahashi		
D432,112	S		10/2000	Hisatsune		
D443,867	S	*	6/2001	Tsuyuguchi et al.	.....	D14/156

**OTHER PUBLICATIONS**

Catalog "Hard Disc Recorder, SVR-515", pp. 4 & 5, Sony Corporation (Jul. 2001).  
Catalog "98, CDP-CE575" p. 136, Sony Corporation (Jul. 2001).

\* cited by examiner

*Primary Examiner*—Nanda Bondade  
(74) *Attorney, Agent, or Firm*—Rader, Fishman & Grauer PLLC

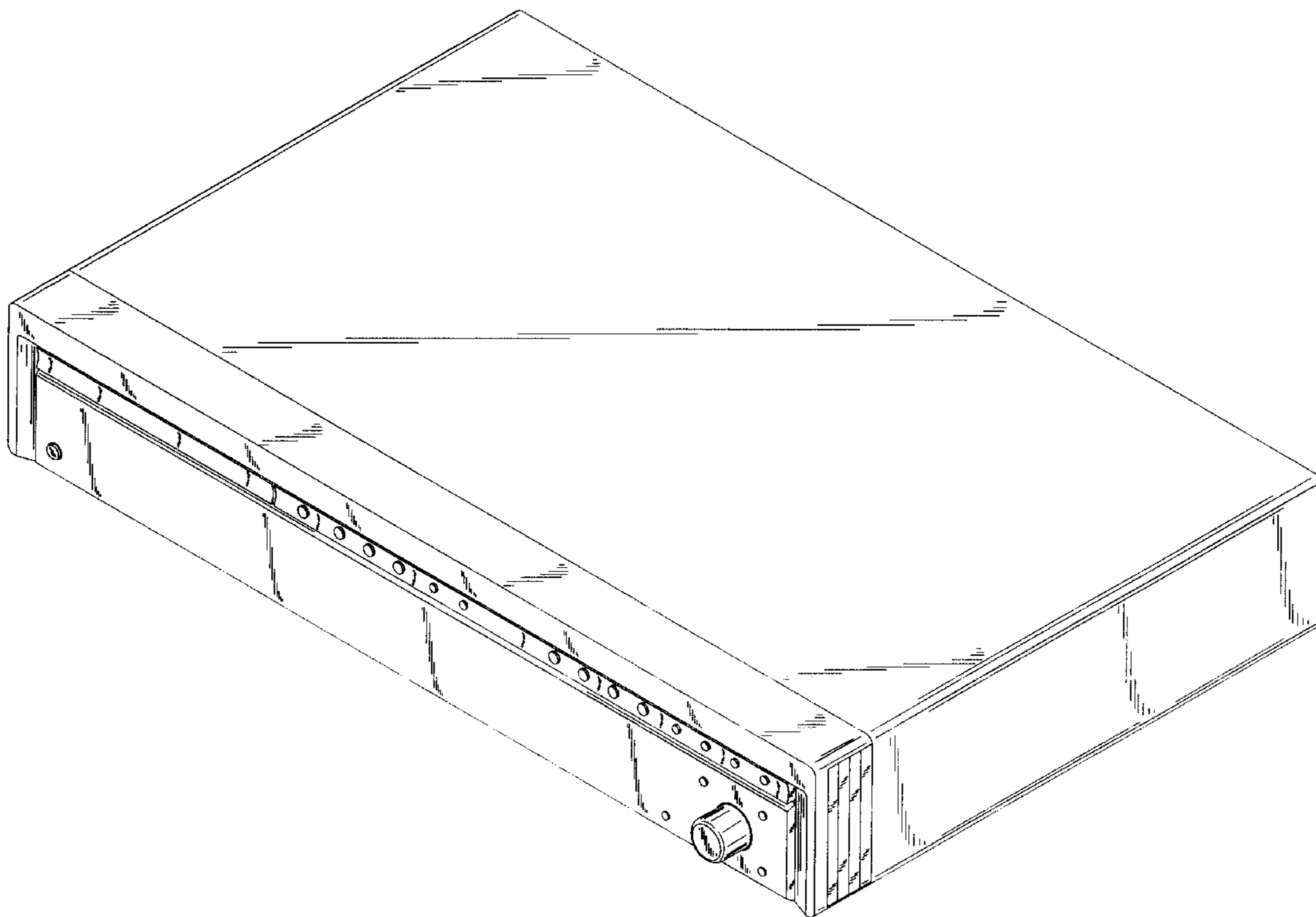
(57) **CLAIM**

The ornamental design for a combined recorder and disc player, as shown.

**DESCRIPTION**

FIG. 1 is a perspective view of a combined recorder and disc player showing my new design;  
FIG. 2 is a front elevational view thereof;  
FIG. 3 is a rear elevational view thereof;  
FIG. 4 is a left side elevational view thereof;  
FIG. 5 is a right side elevational view thereof;  
FIG. 6 is a top plan view thereof; and,  
FIG. 7 is a bottom plan view thereof.

**1 Claim, 4 Drawing Sheets**



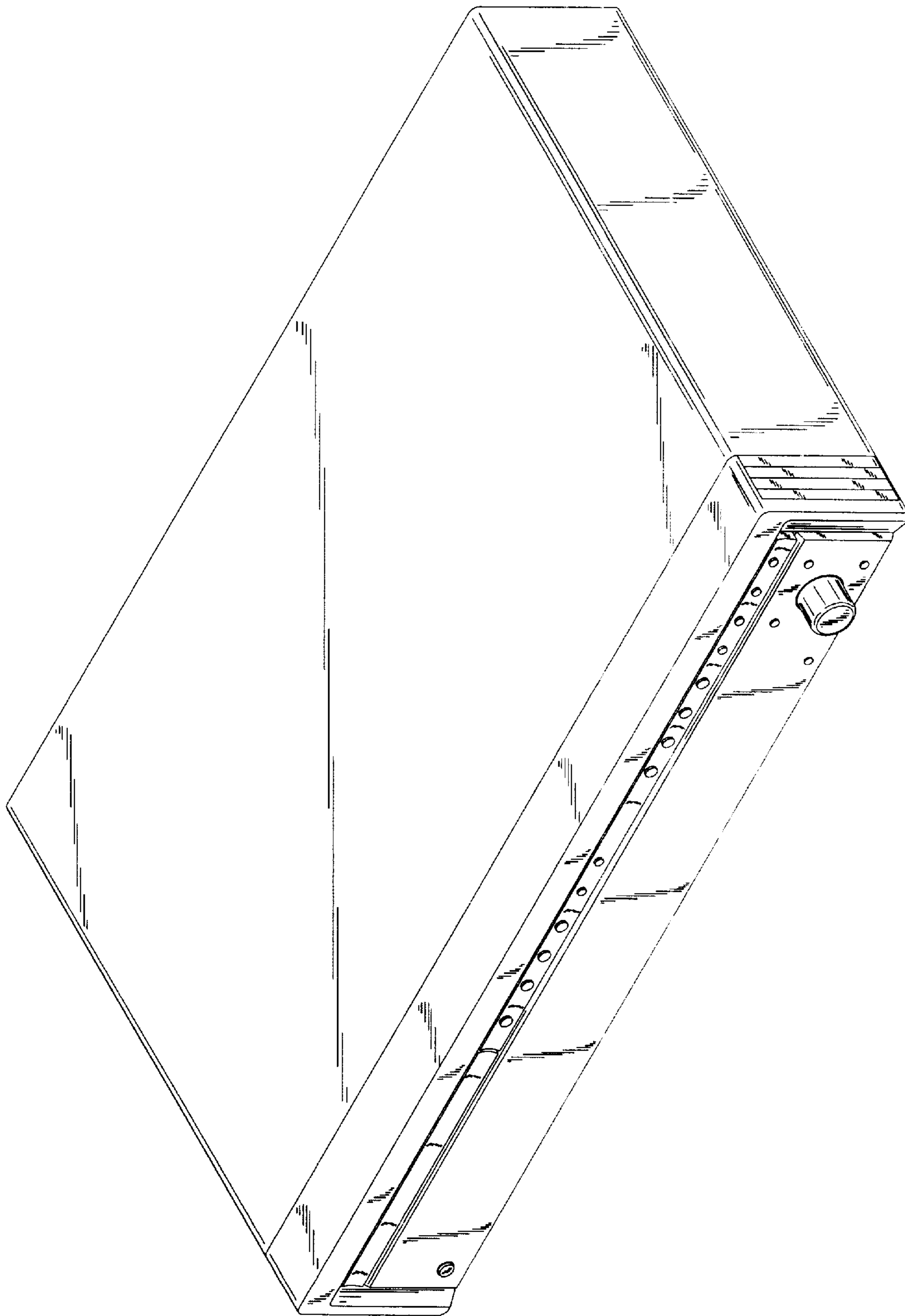
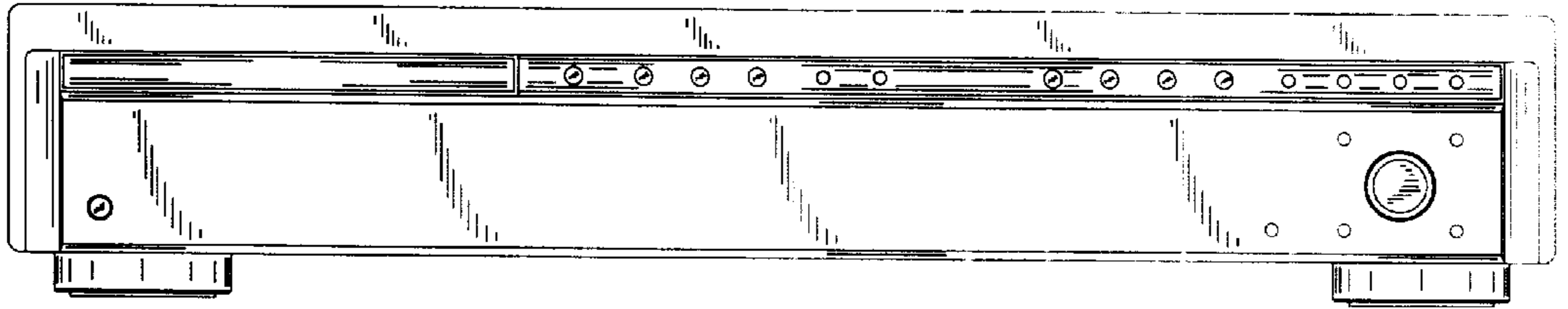



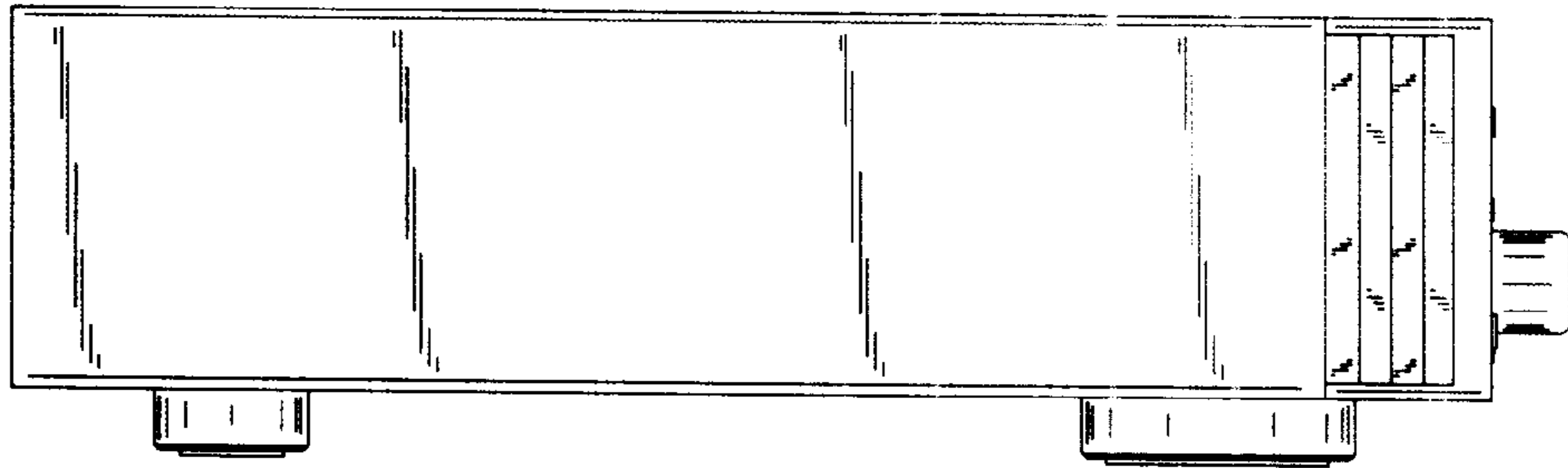
Fig. 1



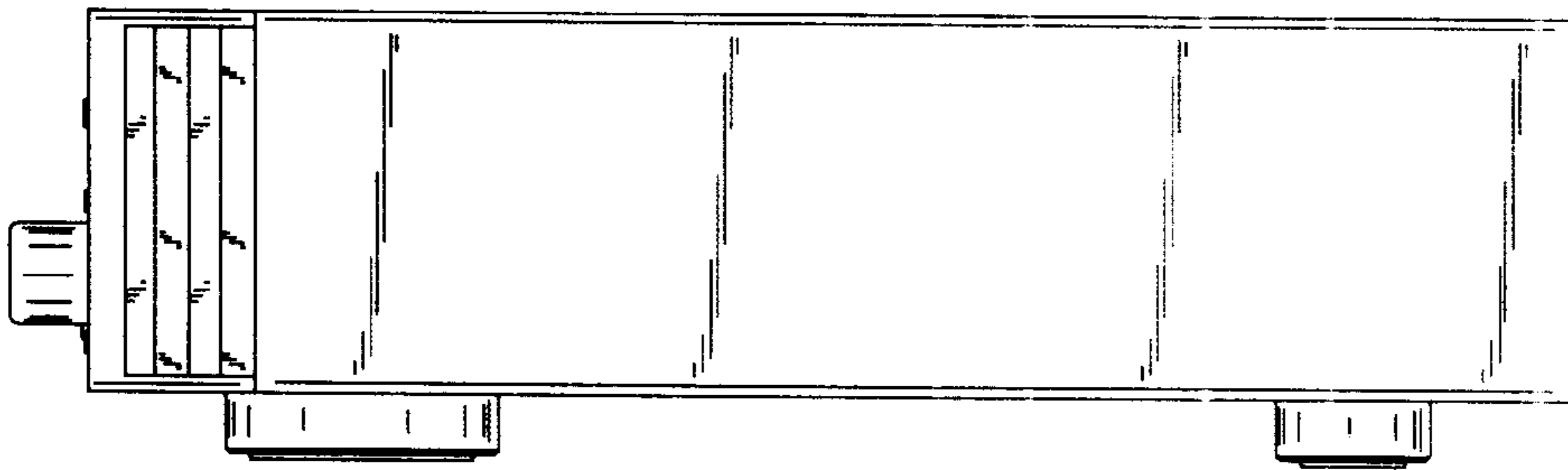
**Fig. 2**




**Fig. 3**



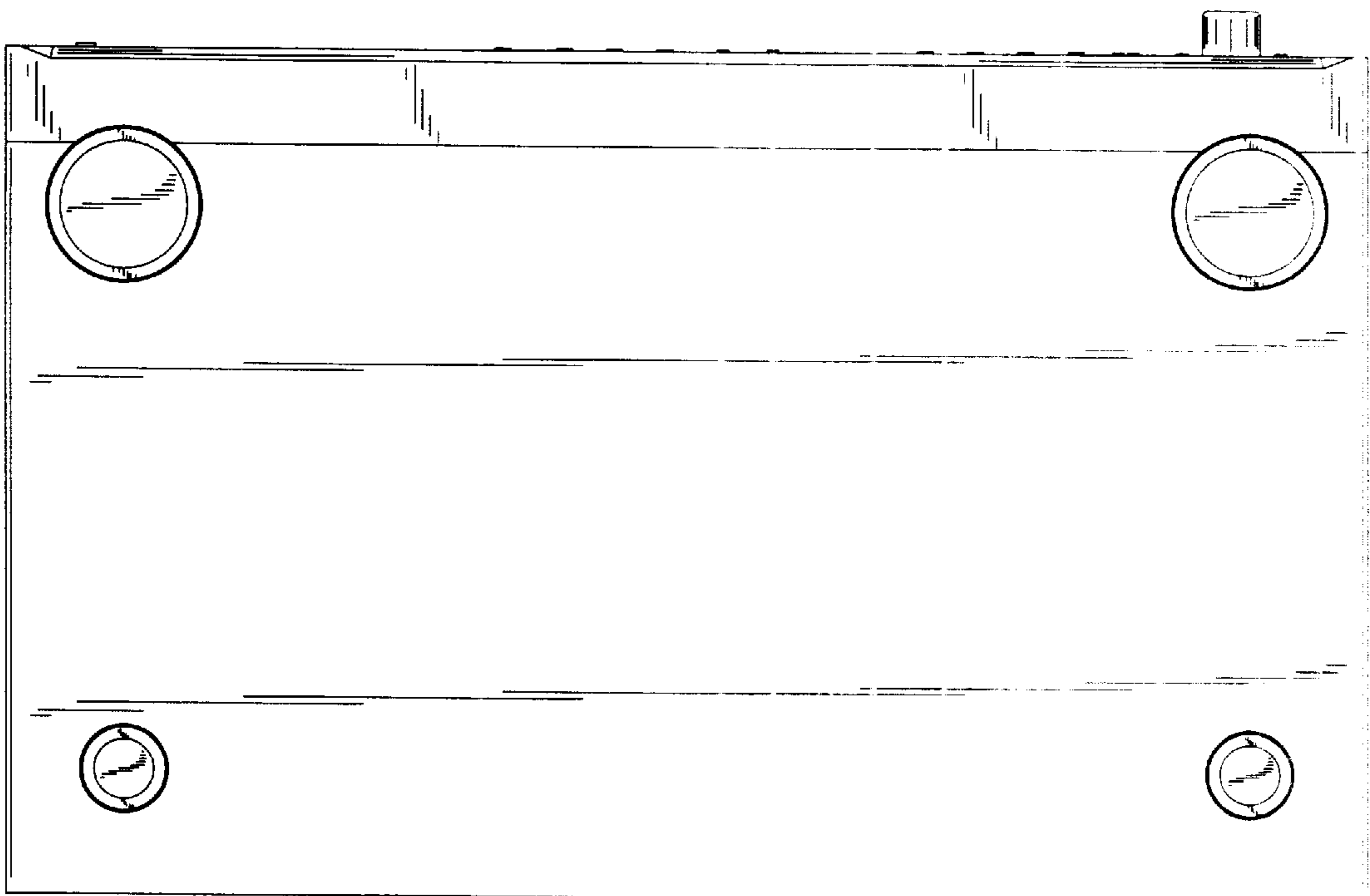
**Fig. 4**



**Fig. 5**



**Fig. 6**



**Fig. 7**