



US00D475034S

(12) **United States Design Patent**  
**Arbisi et al.**

(10) **Patent No.:** **US D475,034 S**

(45) **Date of Patent:** **\*\* May 27, 2003**

(54) **HANDSET**

(75) **Inventors:** **Thomas Arbisi**, Newbury Park, CA  
(US); **Todd Wood**, Los Angeles, CA  
(US)

(73) **Assignee:** **Nokia Corporation**, Espoo (FI)

(\*\*) **Term:** **14 Years**

(21) **Appl. No.:** **29/162,438**

(22) **Filed:** **Jun. 14, 2002**

(51) **LOC (7) Cl.** ..... **14-03**

(52) **U.S. Cl.** ..... **D14/138**

(58) **Field of Search** ..... D14/137, 138,  
D14/218, 147-148, 247-248, 144, 341-347;  
379/433.01-433.13, 419, 434, 428.01-428.04,  
420.01-420.04, 440; 455/550-575, 90;  
D21/517

(56) **References Cited**

**U.S. PATENT DOCUMENTS**

D407,399 S	*	3/1999	Frye et al.	.....	D14/138
D407,719 S	*	4/1999	Nagano et al.	.....	D14/138
D407,720 S	*	4/1999	Nagano et al.	.....	D14/138
D408,397 S	*	4/1999	Renard	.....	D14/138
D410,002 S	*	5/1999	Collins	.....	D14/138
D425,057 S	*	5/2000	Finkbeiner	.....	D14/138
D426,531 S	*	6/2000	Chikaraishi et al.	.....	D14/138
D427,171 S	*	6/2000	Frye et al.	.....	D14/138
D430,127 S	*	8/2000	Collins et al.	.....	D14/138

D434,016 S	*	11/2000	Hunt	.....	D14/138
D434,744 S	*	12/2000	Lai	.....	D14/138
D439,573 S	*	3/2001	DeLeon	.....	D14/138
D443,600 S	*	6/2001	Ogawa	.....	D14/138
D446,509 S	*	8/2001	Chiu	.....	D14/138
D448,355 S	*	9/2001	Higashi et al.	.....	D14/138
D449,597 S	*	10/2001	Tan et al.	.....	D14/248
D451,093 S	*	11/2001	Tan et al.	.....	D14/248
D455,134 S	*	4/2002	Kolinen	.....	D14/138
D455,726 S	*	4/2002	Kolinen	.....	D14/138
D459,332 S	*	6/2002	Peiker	.....	D14/147
D461,174 S	*	8/2002	Ruohonen	.....	D14/138
D464,940 S	*	10/2002	Jung	.....	D14/138

\* cited by examiner

*Primary Examiner*—Jeffrey Asch

(74) *Attorney, Agent, or Firm*—Banner & Witcoff, Ltd.

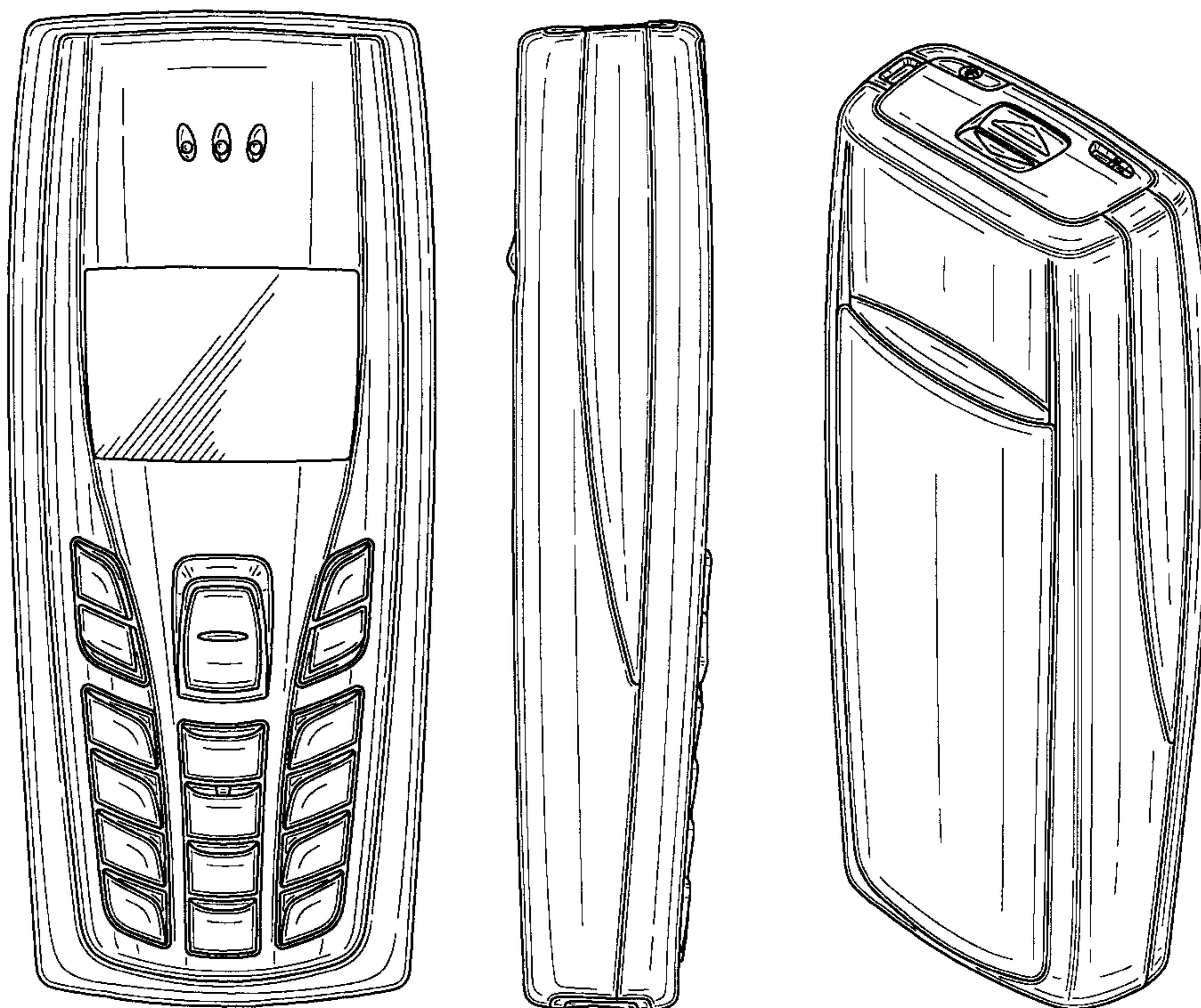
(57) **CLAIM**

We claim the ornamental design for a handset, as shown.

**DESCRIPTION**

FIG. 1 is a top plan view of the handset;  
FIG. 2 is a right side view thereof;  
FIG. 3 is front view thereof;  
FIG. 4 is a left side view thereof;  
FIG. 5 is a bottom plan view thereof;  
FIG. 6 is a perspective front view thereof;  
FIG. 7 is a perspective rear view thereof; and,  
FIG. 8 is a rear view thereof.

**1 Claim, 3 Drawing Sheets**






FIG. 1




FIG. 2




FIG. 3



FIG. 4




FIG. 5

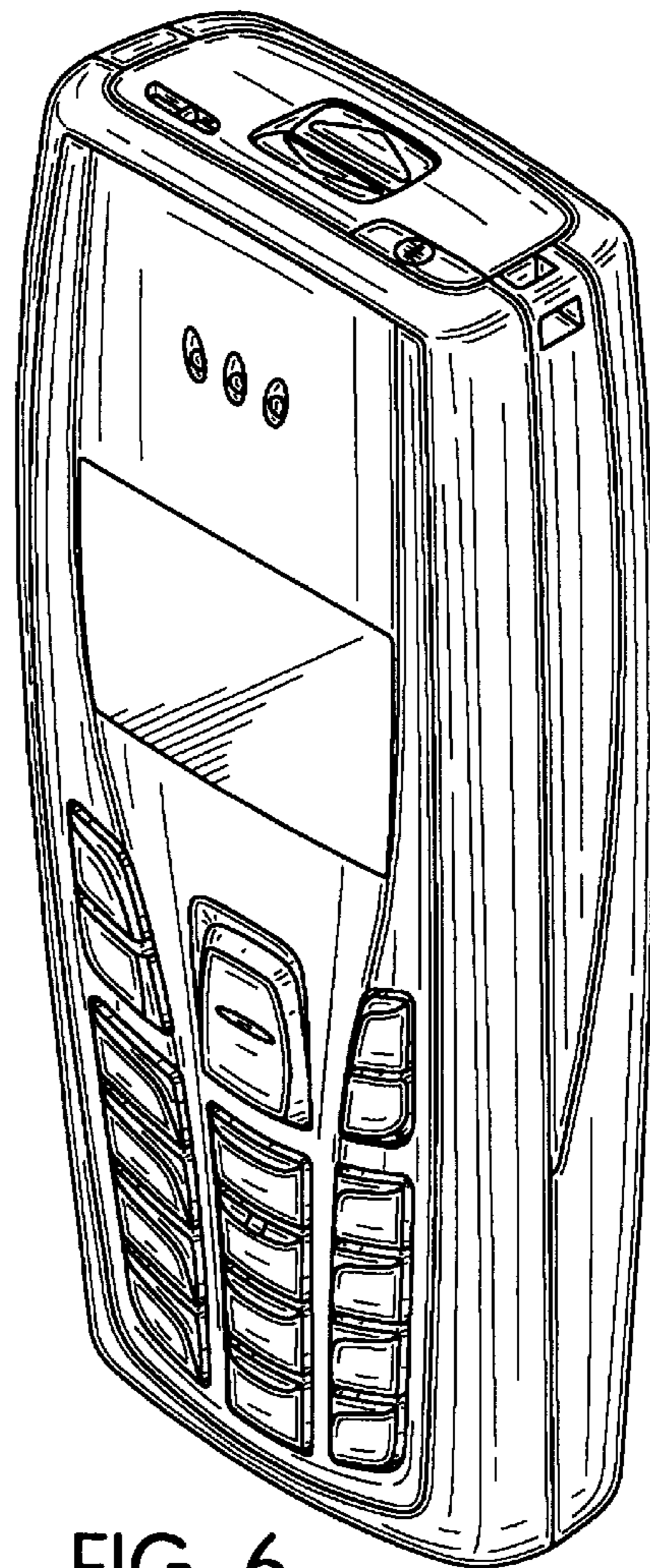


FIG. 6





FIG. 7

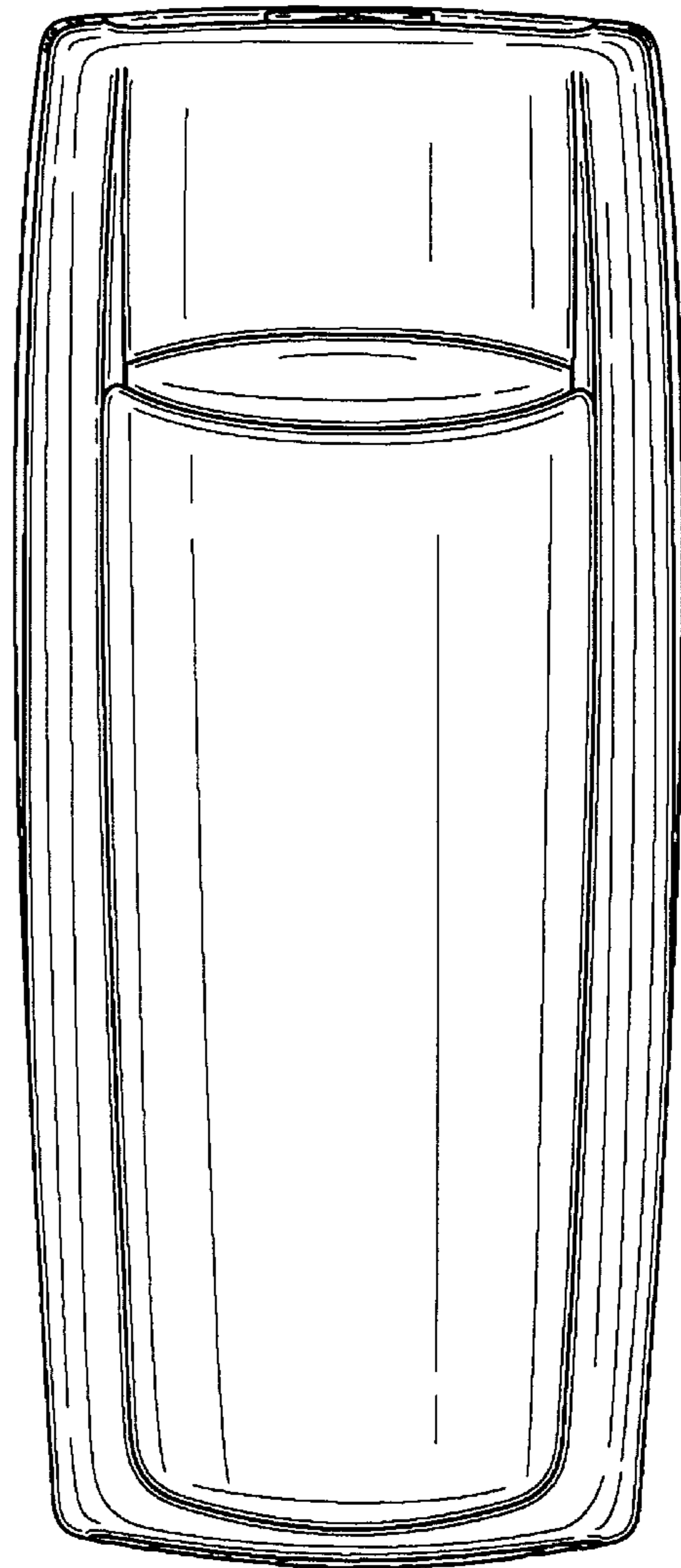


FIG. 8