



US00D475033S

(12) **United States Design Patent**
Lehtonen

(10) **Patent No.:** **US D475,033 S**

(45) **Date of Patent:** **** May 27, 2003**

(54) **HANDSET**

(75) Inventor: **Jarmo Lehtonen, Littoinen (FI)**

(73) Assignee: **Nokia Corporation, Espoo (FI)**

(**) Term: **14 Years**

(21) Appl. No.: **29/158,857**

(22) Filed: **Apr. 12, 2002**

(30) **Foreign Application Priority Data**

Oct. 12, 2001 (FI) M20010689

(51) **LOC (7) Cl.** **14-03**

(52) **U.S. Cl.** **D14/138**

(58) **Field of Search** D14/137, 138,
D14/218, 147-148, 247-248, 144, 341-347;
379/433.01-433.13, 419, 434, 428.01-428.04,
420.01-420.04, 440; 455/550-575, 90;
D21/517

(56) **References Cited**

U.S. PATENT DOCUMENTS

5,151,946	A	*	9/1992	Martensson	455/550
D385,554	S	*	10/1997	Nuovo et al.	D14/138
D385,875	S	*	11/1997	Harris et al.	D14/138
D390,555	S	*	2/1998	Finke-Anlauff	D14/138
D407,399	S	*	3/1999	Frye et al.	D14/138
D408,813	S	*	4/1999	Prior	D14/138
D411,205	S		6/1999	Frye et al.		
D413,325	S	*	8/1999	Lee	D14/138
5,956,625	A	*	9/1999	Hansen et al.	455/90
6,014,552	A	*	1/2000	Aiken et al.	455/90
D425,074	S		5/2000	Frye et al.		
D425,904	S		5/2000	Frye et al.		
D427,171	S	*	6/2000	Frye et al.	D14/138
D430,151	S		8/2000	Frye et al.		
6,151,485	A	*	11/2000	Crisp	455/90
6,208,874	B1	*	3/2001	Rudisill et al.	455/550
D440,951	S	*	4/2001	Kolinen	D14/138
6,246,862	B1	*	6/2001	Grivas et al.	455/90

D445,409	S	*	7/2001	Segers	D14/138
D451,079	S	*	11/2001	Ali	D14/138
D453,150	S	*	1/2002	Murray	D14/138
D455,137	S	*	4/2002	Wang	D14/138
6,370,362	B1	*	4/2002	Hansen et al.	455/90
D459,327	S	*	6/2002	Ali	D14/138
6,463,262	B1	*	10/2002	Johnson et al.	455/90
D466,096	S	*	11/2002	Takada	D14/138

OTHER PUBLICATIONS

Hague Database Search Page [http://
guest:guest@ipdl.wipo.int/en/search/hag/
search-bool2.html], Document DM/059670, Apr. 12, 2002.*

* cited by examiner

Primary Examiner—Jeffrey Asch

(74) *Attorney, Agent, or Firm*—Banner & Witcoff, Ltd.

(57) **CLAIM**

The ornamental design for a handset, as shown and described.

DESCRIPTION

FIG. 1 is a top plan view of a handset showing my new design;

FIG. 2 is a left side view thereof;

FIG. 3 is a front view thereof;

FIG. 4 is a right side view thereof;

FIG. 5 is a bottom plan view thereof;

FIG. 6 is a perspective front view thereof;

FIG. 7 is a perspective front view thereof with the front cover in an open position;


FIG. 8 is a rear view thereof;

FIG. 9 is a perspective rear view thereof with the front cover in an open position; and,

FIG. 10 is a front view thereof with the front cover in the open position.

The broken line representation of the inside of the handset in FIG. 9 is for illustrative purposes only and forms no part of the claimed design.

1 Claim, 5 Drawing Sheets






FIG. 1



FIG. 2

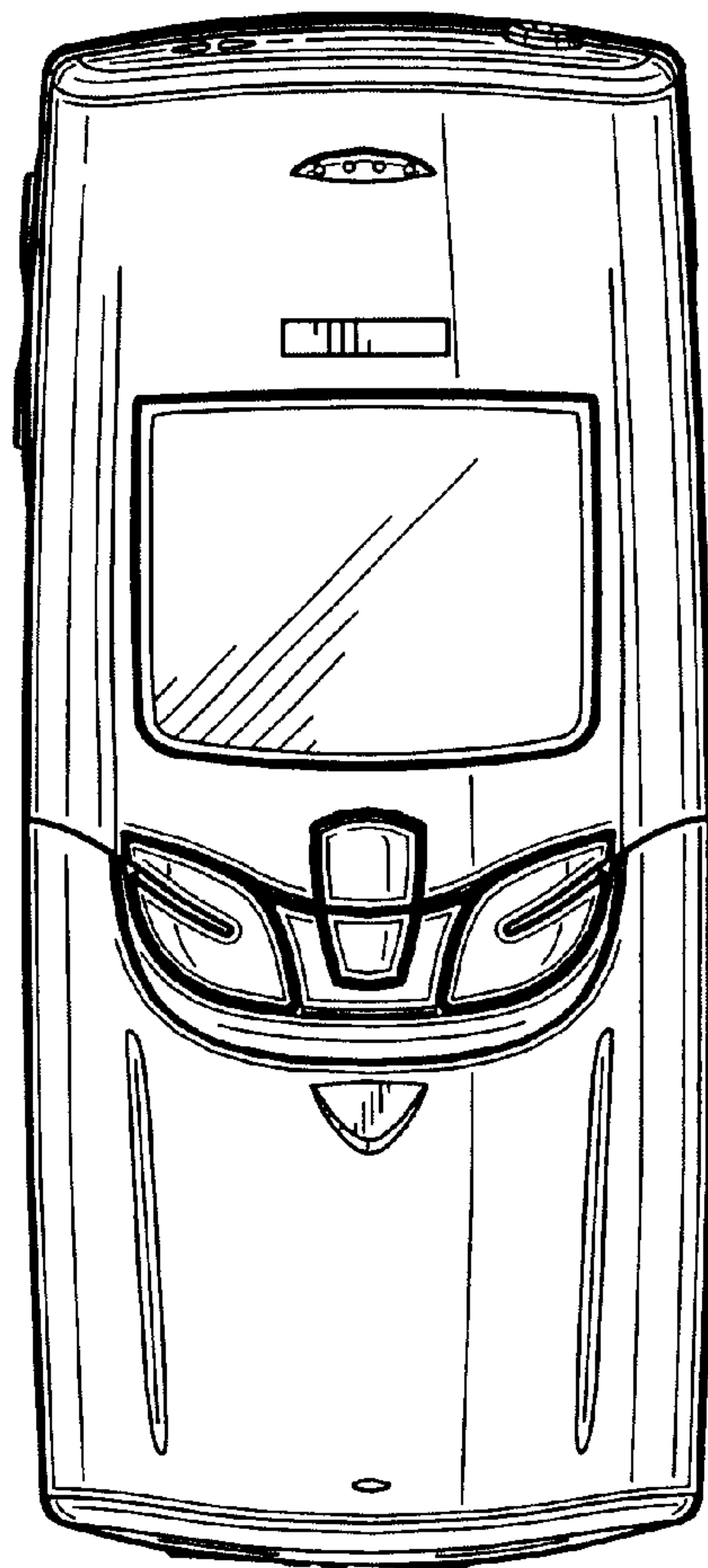


FIG. 3



FIG. 4




FIG. 5

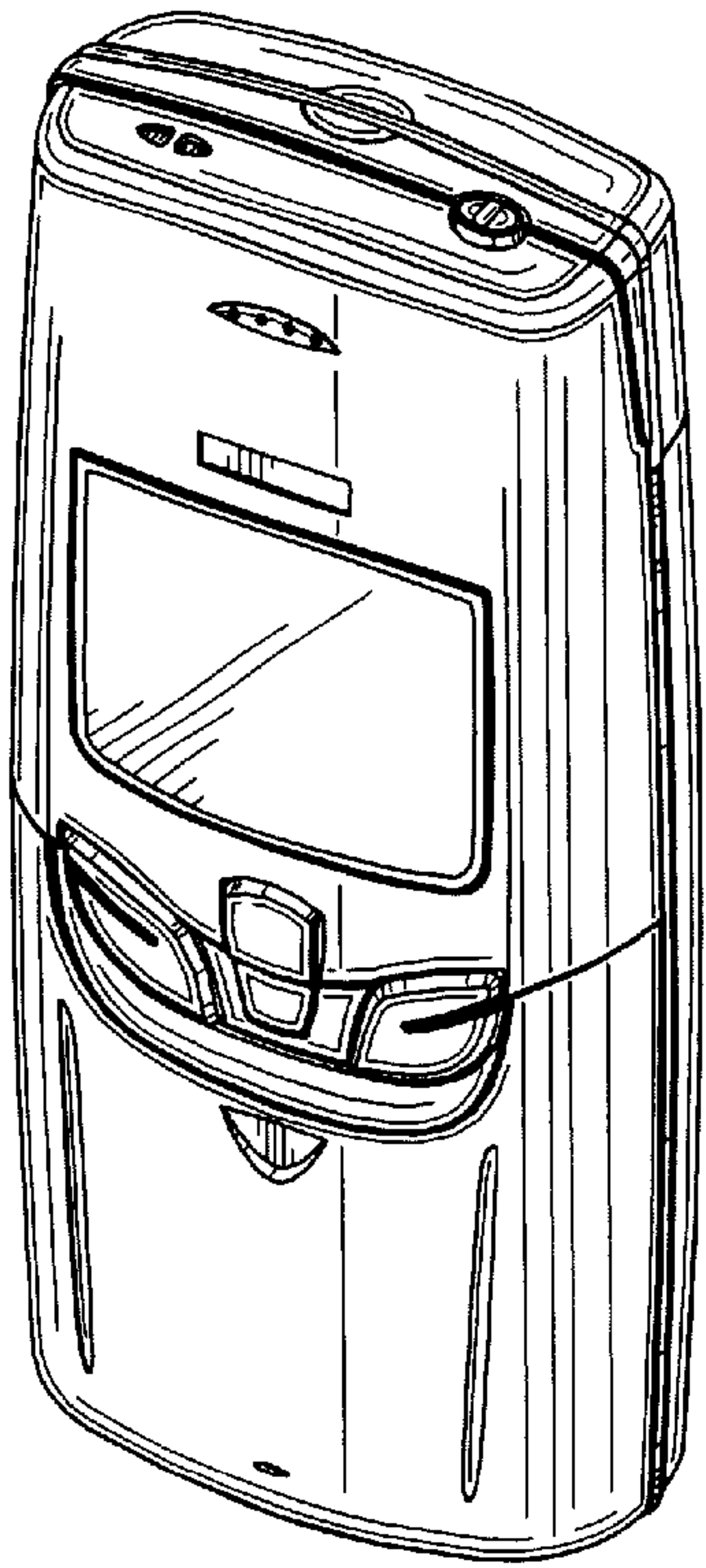


FIG. 6

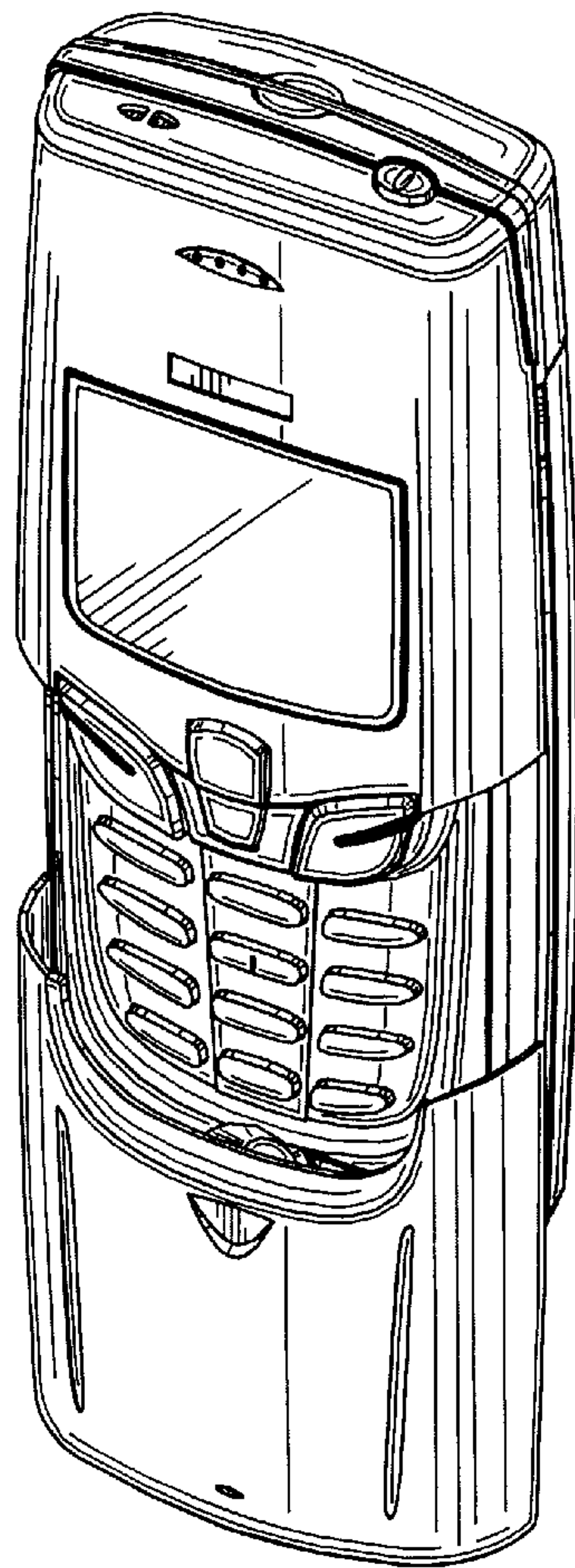


FIG. 7

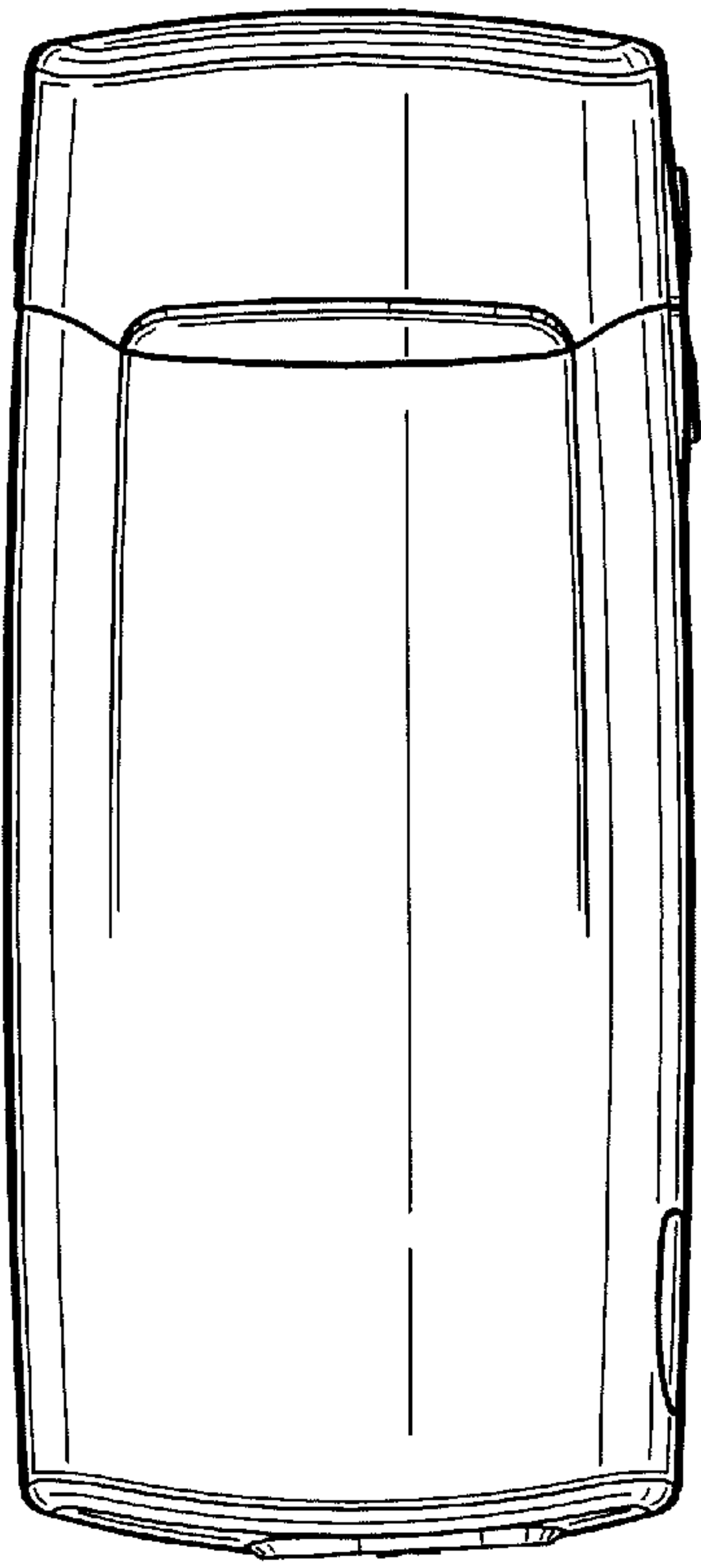


FIG. 8

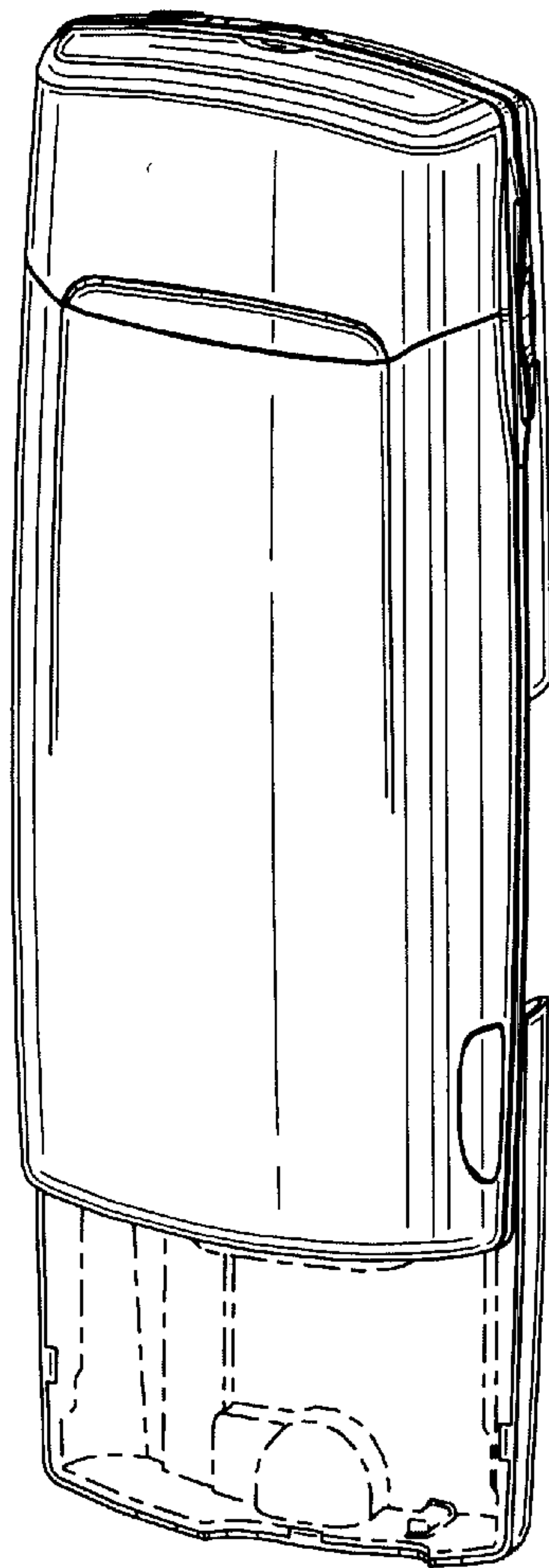


FIG. 9

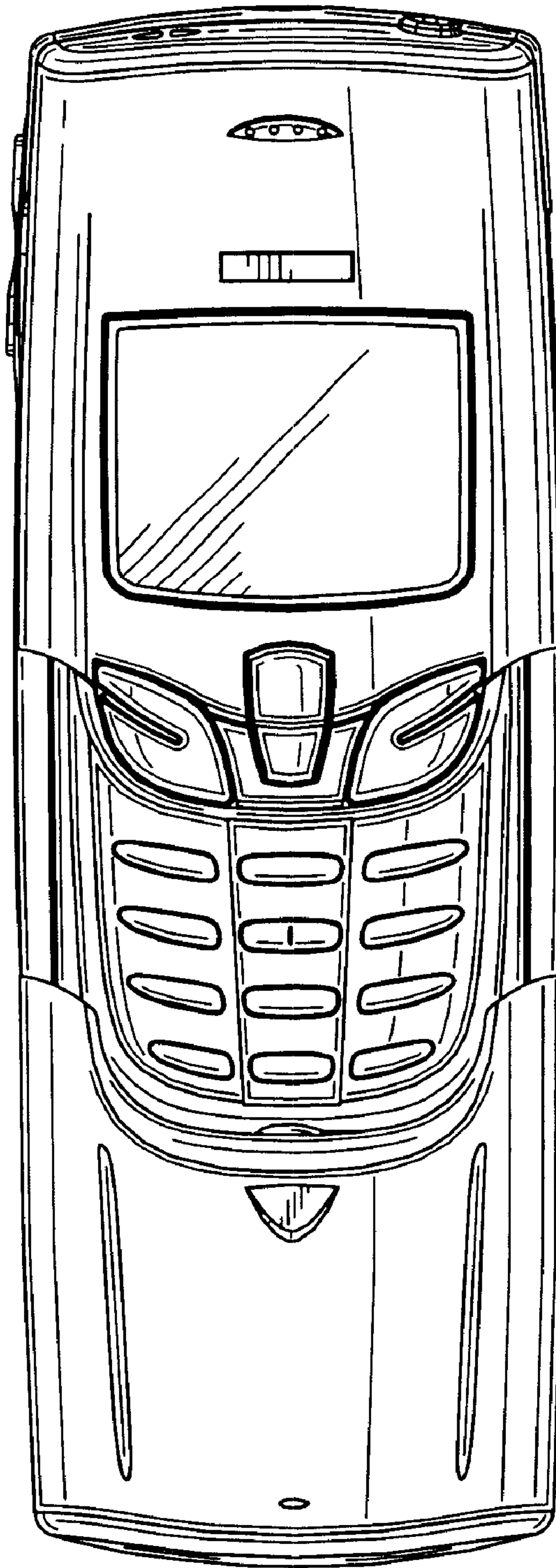


FIG. 10