



US00D475006S

(12) **United States Design Patent**  
**Yoshida**

(10) **Patent No.:** **US D475,006 S**

(45) **Date of Patent:** **\*\* May 27, 2003**

(54) **WHEEL CAP**

(75) Inventor: **Atsushi Yoshida**, Hiroshima-ken (JP)

(73) Assignee: **Mazda Motor Corporation**,  
Hiroshima-ken (JP)

(\*\*) Term: **14 Years**

(21) Appl. No.: **29/136,572**

(22) Filed: **Feb. 5, 2001**

(51) **LOC (7) Cl.** ..... **12-16**

(52) **U.S. Cl.** ..... **D12/209**

(58) **Field of Search** ..... D12/204-211;  
301/37.1, 64.1, 65

(56) **References Cited**

**U.S. PATENT DOCUMENTS**

D325,189 S	*	4/1992	Kapitza	.....	D12/209
D386,738 S	*	11/1997	Doyle	.....	D12/209
D407,681 S	*	4/1999	Sacco et al.	.....	D12/209
D408,003 S	*	4/1999	Sacco et al.	.....	D12/209
D425,847 S	*	5/2000	Iguchi	.....	D12/209
D433,985 S	*	11/2000	Pfeiffer	.....	D12/209
D436,572 S	*	1/2001	Brown	.....	D12/209
D440,199 S	*	4/2001	Donikoglu	.....	D12/209
D441,338 S	*	5/2001	Hussaini et al.	.....	D12/209
D442,536 S	*	5/2001	Chung	.....	D12/211

D443,580 S	*	6/2001	Kubo	.....	D12/211
D450,288 S	*	11/2001	Lee	.....	D12/209
D451,061 S	*	11/2001	Ishihara	.....	D12/209

**FOREIGN PATENT DOCUMENTS**

JP	1020017 S	9/1998
JP	1047781 S	8/1999
JP	HH13003340	6/2000

\* cited by examiner

*Primary Examiner*—Stacia Cadmus

(74) *Attorney, Agent, or Firm*—Nixon Peabody LLP;  
Donald R. Studebaker

(57) **CLAIM**

The ornamental design for a wheel cap, as shown and described.

**DESCRIPTION**

FIG. 1 is a front perspective view of a wheel cap;  
FIG. 2 is a rear perspective view thereof;  
FIG. 3 is a front view thereof;  
FIG. 4 is a rear view thereof;  
FIG. 5 is a left side thereof;  
FIG. 6 is a right side thereof;  
FIG. 7 is a top view thereof; and,  
FIG. 8 is a bottom view thereof.

**1 Claim, 4 Drawing Sheets**



Fig. 1



Fig. 2




Fig. 3




Fig. 4




Fig. 5




Fig. 6




Fig. 7




Fig. 8

