



US00D475002S

(12) **United States Design Patent**
Leazenby

(10) **Patent No.:** **US D475,002 S**

(45) **Date of Patent:** **** May 27, 2003**

(54) **GRILLE INSERT**

D460,390 S * 7/2002 Sinkwitz D12/163

(75) Inventor: **Craig Lynn Leazenby**, San Bernardino,
CA (US)

* cited by examiner

Primary Examiner—Melody N. Brown

(73) Assignee: **J&J Enterprises**, Ontario, CA (US)

(57) **CLAIM**

(**) Term: **14 Years**

The ornamental design for a grille insert, as shown and described.

(21) Appl. No.: **29/163,903**

DESCRIPTION

(22) Filed: **Jul. 15, 2002**

(51) **LOC (7) Cl.** **12-16**

(52) **U.S. Cl.** **D12/163**

(58) **Field of Search** D12/163, 169,
D12/170, 196, 171, 90-92; 180/68.1, 68.6;
296/194

FIG. 1 is a front perspective view of the grille insert;
FIG. 2 is a left elevational view of the grille insert;
FIG. 3 is a front elevational view of the grille insert;
FIG. 4 is a top plan view of the grille insert;
FIG. 5 is a rear elevational view of the grille insert;
FIG. 6 is a bottom plan view of the grille insert; and,
FIG. 7 is a right elevational view of the grille insert.
The broken lines shown in the FIG. 1 drawing view are for illustrative purposes only and form no part of the claim design.

(56) **References Cited**

U.S. PATENT DOCUMENTS

D454,816 S * 3/2002 Leazenby D12/163

D455,683 S * 4/2002 Leazenby D12/163

1 Claim, 2 Drawing Sheets

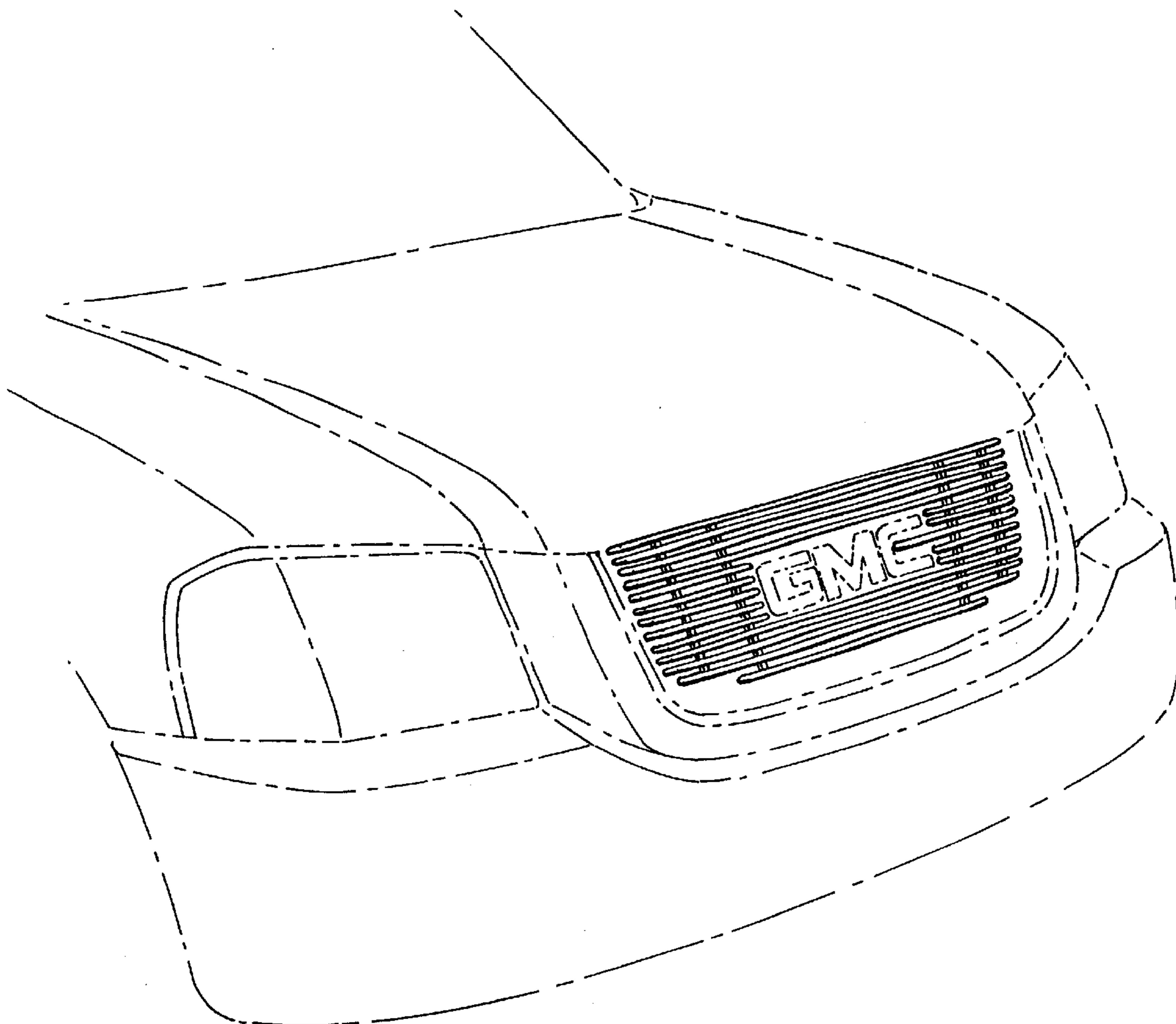


FIG. 1

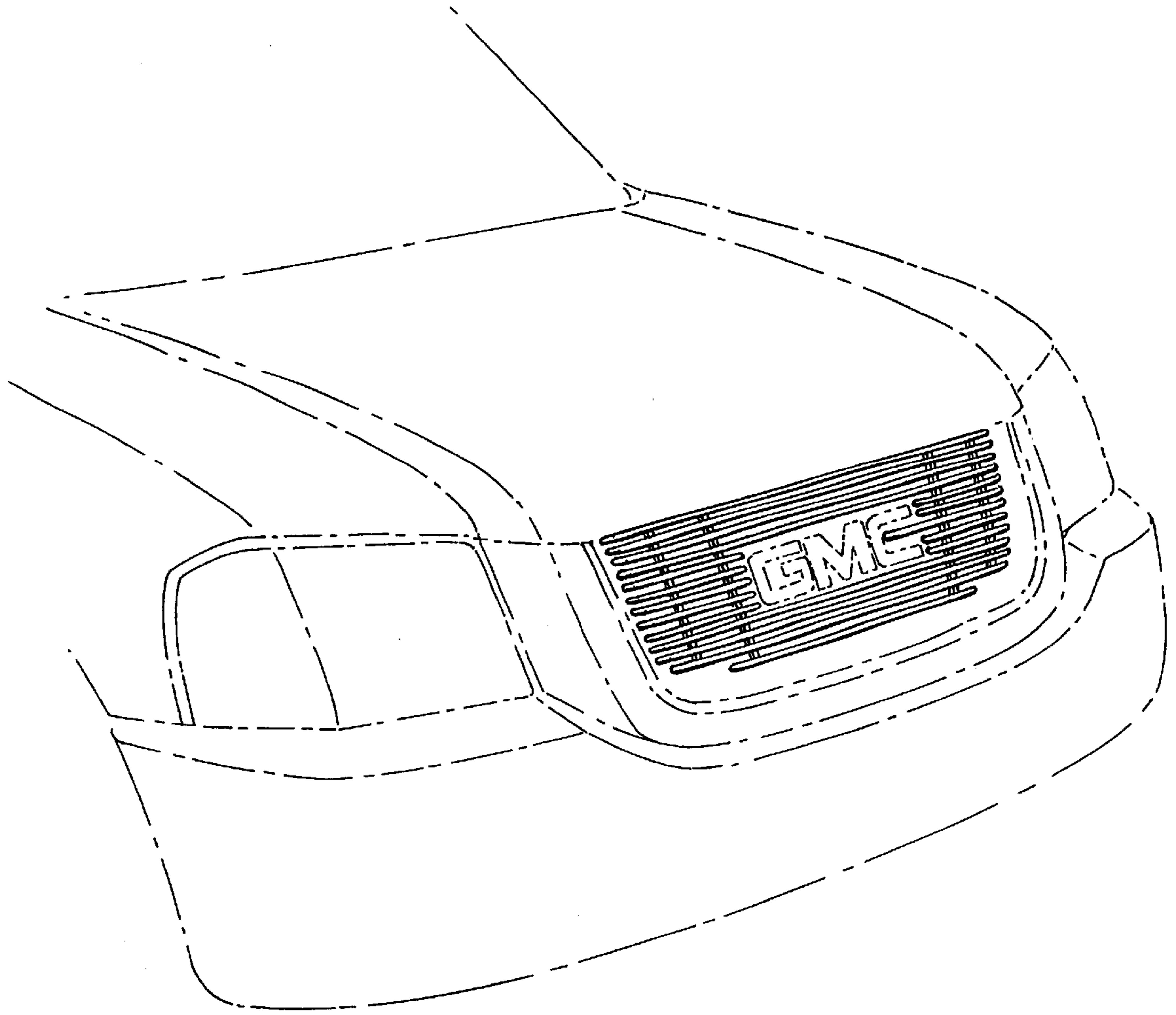


FIG. 3




FIG. 2

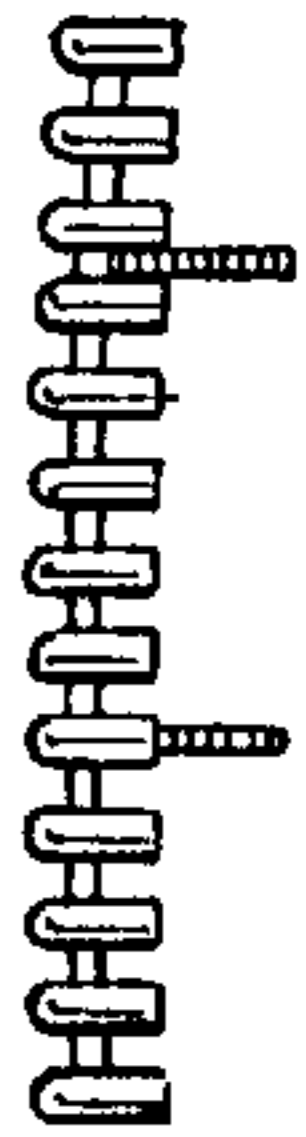


FIG. 4



FIG. 5

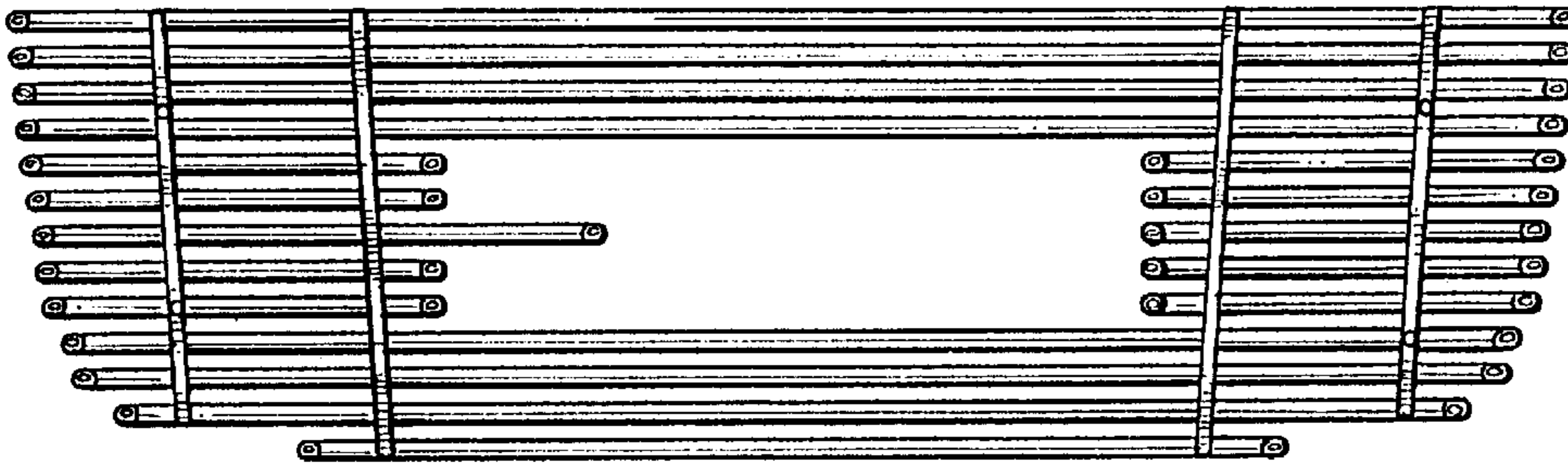


FIG. 7

FIG. 6

