



US00D474996S

(12) **United States Design Patent**
Hsu

(10) **Patent No.:** **US D474,996 S**

(45) **Date of Patent:** **** May 27, 2003**

(54) **MERRY-GO-AROUND**

(76) **Inventor:** **Kuei-Min Hsu**, 9F, No.127-1, Min Chuan W.Road, Taipei (TW)

(**) **Term:** **14 Years**

(21) **Appl. No.:** **29/156,950**

(22) **Filed:** **Mar. 12, 2002**

(51) **LOC (7) Cl.** **11-02**

(52) **U.S. Cl.** **D11/131; D11/132**

(58) **Field of Search** **D11/131; D6/300, D6/301; D14/307, 900; D20/10; 40/406-412, 427-431, 439-444, 477, 480, 489-492, 700, 714, 716, 717, 438**

(56) **References Cited**

U.S. PATENT DOCUMENTS

2,862,322	A	*	12/1958	Ziegler	40/738
3,247,609	A	*	4/1966	Hayes et al.	40/431
3,497,979	A	*	3/1970	Buitkus	40/431
4,991,331	A	*	2/1991	James	40/443

5,265,360	A	*	11/1993	Reiss et al.	40/427
D425,875	S	*	5/2000	Wilson	D14/307
D457,734	S	*	5/2002	Chan	D6/301

* cited by examiner

Primary Examiner—Dominic Simone
(74) *Attorney, Agent, or Firm*—Birch, Stewart, Kolasch & Birch, LLP

(57) **CLAIM**

The ornamental design for a merry-go-around, as shown and described.

DESCRIPTION

FIG. 1 is a perspective view of a merry-go-around showing my new design;
FIG. 2 is a front elevation view thereof;
FIG. 3 is a rear elevation view thereof;
FIG. 4 is a left side elevation view thereof;
FIG. 5 is a right side elevation view thereof;
FIG. 6 is a top plan view thereof; and,
FIG. 7 is a bottom plan view thereof.

1 Claim, 4 Drawing Sheets






FIG.1

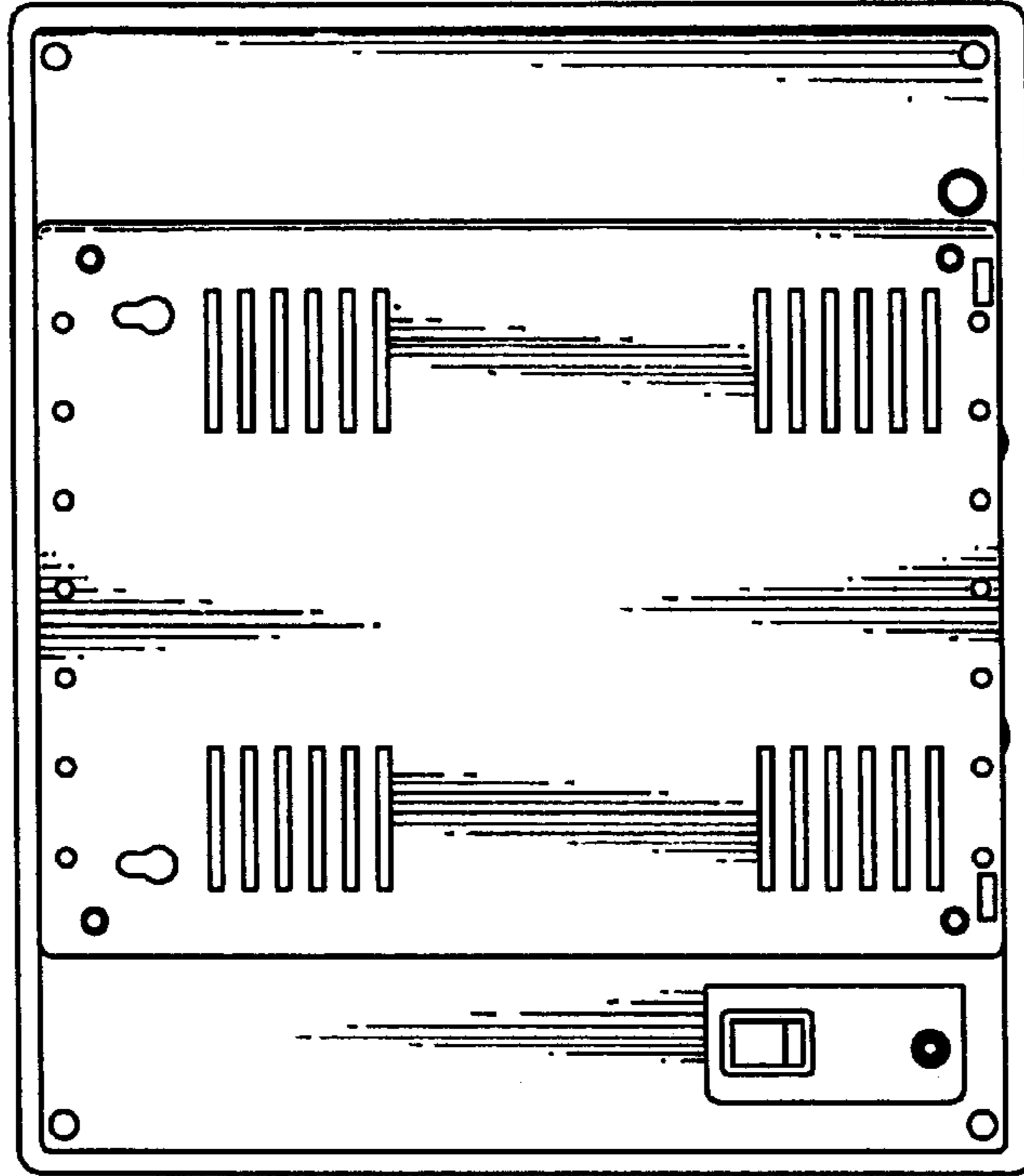


FIG.3




FIG.2

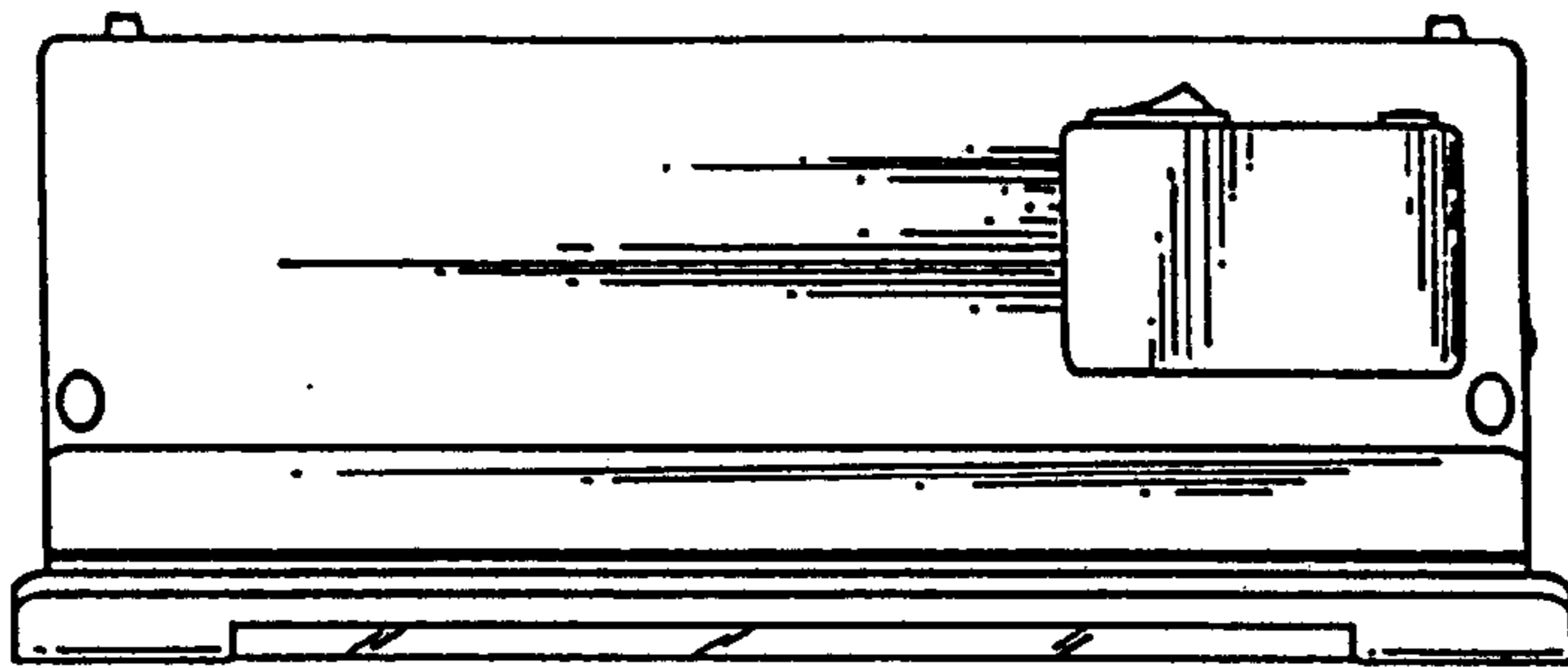


FIG. 5

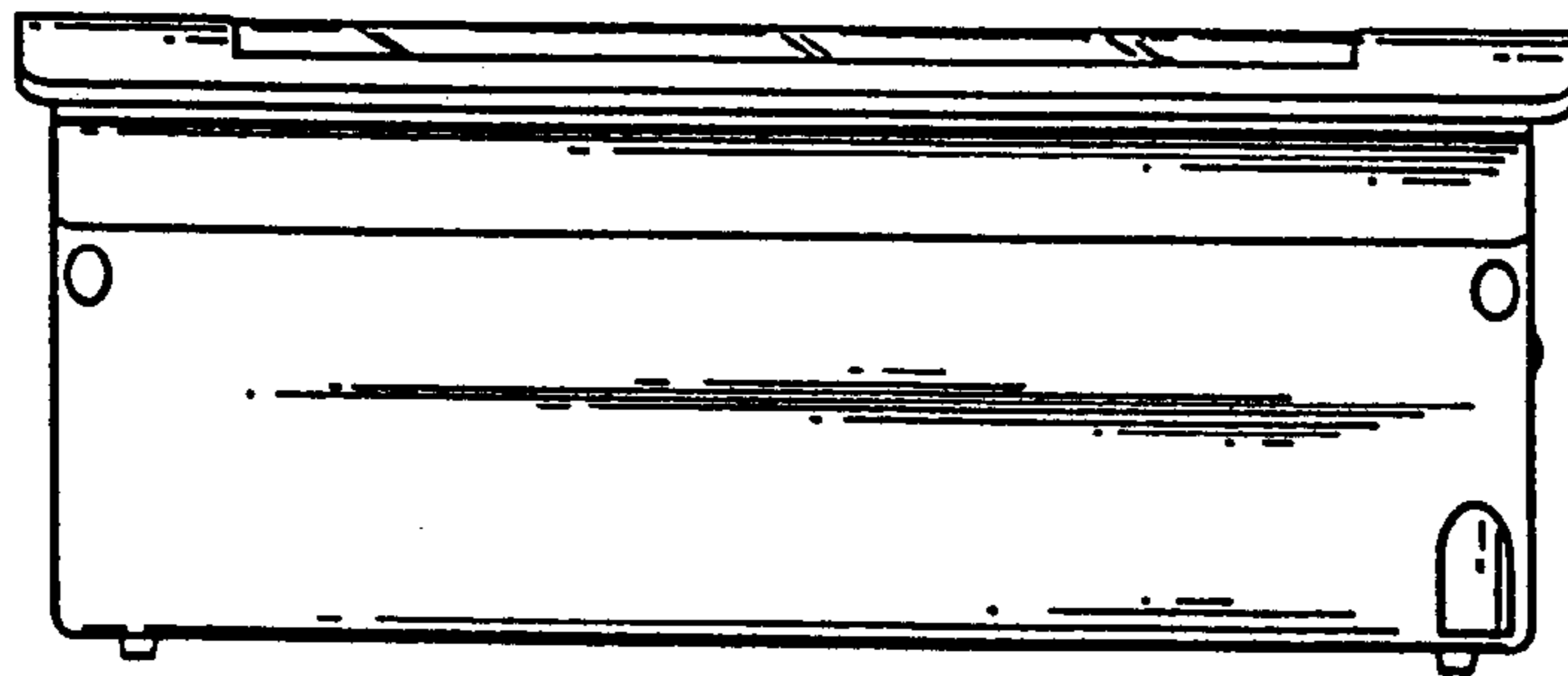


FIG. 4

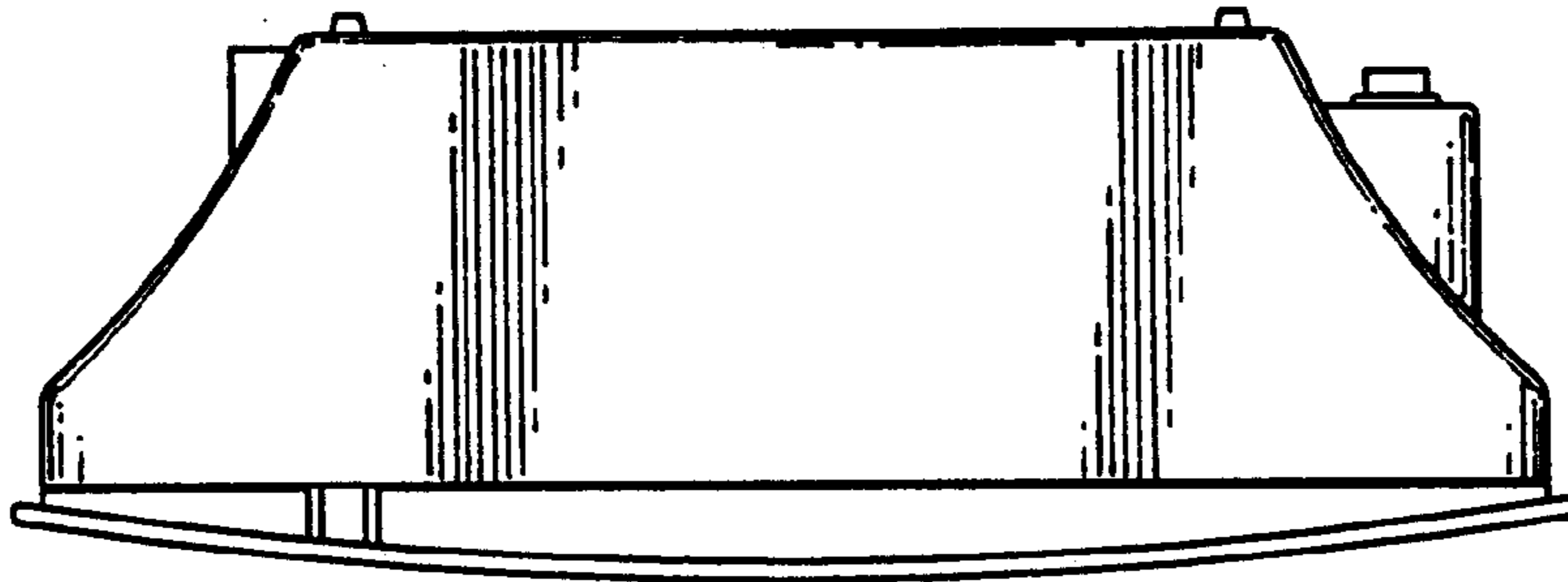


FIG. 6




FIG. 7