



US00D474993S

(12) **United States Design Patent**
Ambar

(10) **Patent No.:** **US D474,993 S**

(45) **Date of Patent:** **** May 27, 2003**

(54) **JEWELRY**

(76) **Inventor:** **Betzalel Ambar**, 15824 Woodvale Rd.,
Encino, CA (US) 91436

(**) **Term:** **14 Years**

(21) **Appl. No.:** **29/146,466**

(22) **Filed:** **Aug. 9, 2001**

(51) **LOC (7) Cl.** **11-01**

(52) **U.S. Cl.** **D11/76**

(58) **Field of Search** D11/1, 2, 7, 8,
D11/26-27, 30-34, 36, 48, 79, 89-92, 40,
86, 75, 41, 42, 22, 47, 37, 38, 46; 63/26-28,
29.1, 32, 12-15, 3, 4

(56) **References Cited**

U.S. PATENT DOCUMENTS

D69,112 S	*	12/1925	Buskey	D11/76
D135,780 S	*	6/1943	Levy	D11/40
D147,213 S	*	7/1947	Dawer	D11/40
D152,681 S	*	2/1949	Duvalet	D11/43
D171,341 S	*	1/1954	Katz	D11/76
D175,409 S	*	8/1955	Katz	D11/76
D177,395 S	*	4/1956	Katz	D11/76
D262,197 S	*	12/1981	Barr	D11/34
D383,085 S	*	9/1997	Nyqvist	D11/86

OTHER PUBLICATIONS

Handbook of Fine Jewelry, by Nancy Schiffer 1991, p. 32
Large round button with stones.*

Popular Jewelry, by Roseann Ettinger 1990, p. 176 Bakelite
earrings with rhinestones.*

W.Bell and Co. 1979, p. 23 item "P" cluster ring, p. 27 items
"M" and "R" cluster rings with contrasting stones.*

* cited by examiner

Primary Examiner—Louis S. Zarfaz

Assistant Examiner—Deanne Levy

(74) *Attorney, Agent, or Firm*—Howard C. Miskin; Gloria
Tsui-Yip

(57) **CLAIM**

The ornamental design for jewelry, as shown and described.

DESCRIPTION

FIG. 1 is a top plan view of my new jewelry;

FIG. 2 is a bottom plan view thereof;

FIG. 3 is a front or rear elevational view or a left or right side
view thereof;

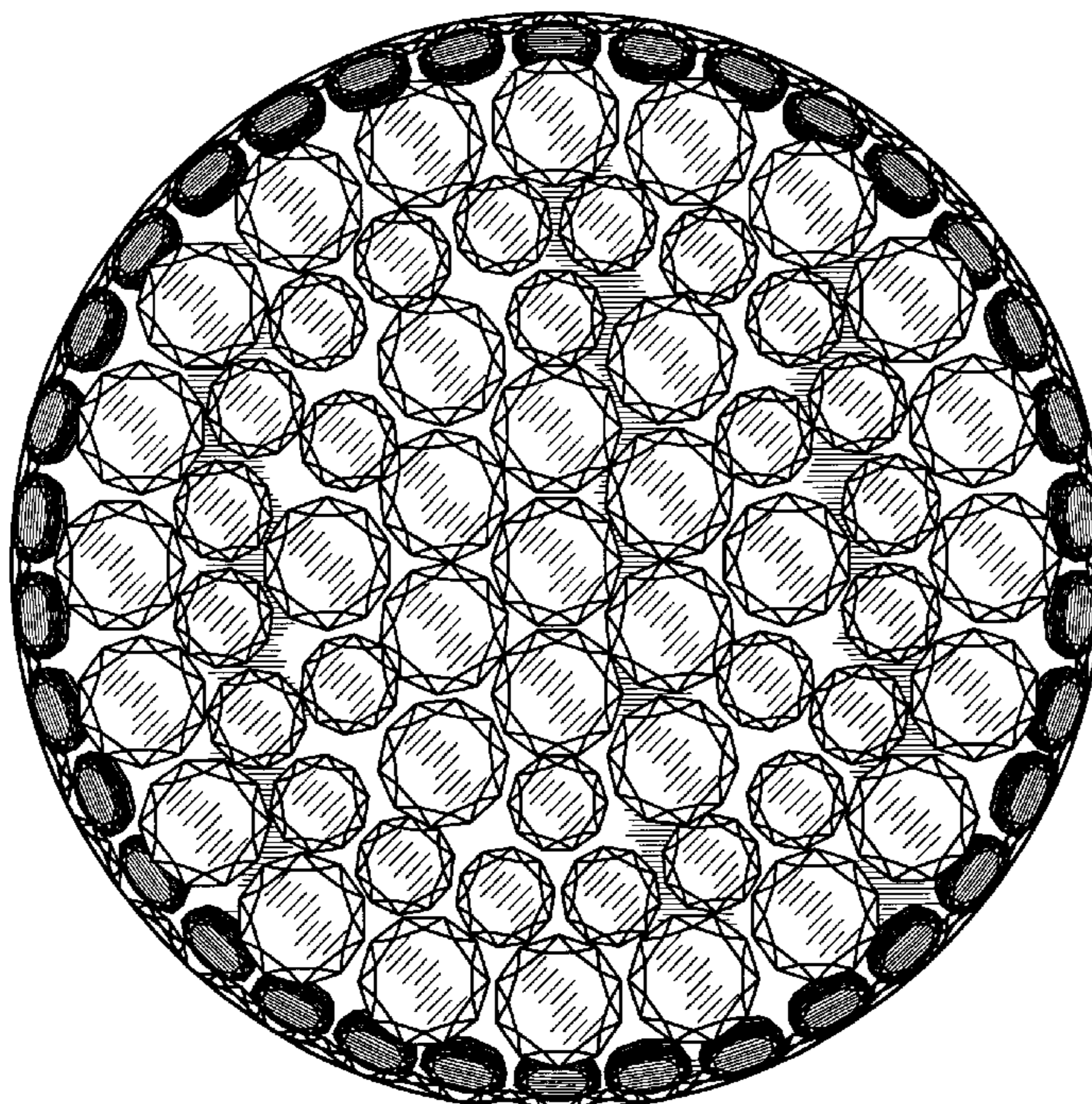
FIG. 4 is a top plan view of a second embodiment of my new
design; and,

FIG. 5 is a front or rear elevational view or a left or right side
view thereof.

The broken lines shown in FIGS. 2, 3 and 5 are for
illustrative purposes only and form no part of the claimed
design.

The darker shaded gemstones in FIGS. 1 and 3 illustrate
gemstones of a contrasting color.

1 Claim, 5 Drawing Sheets



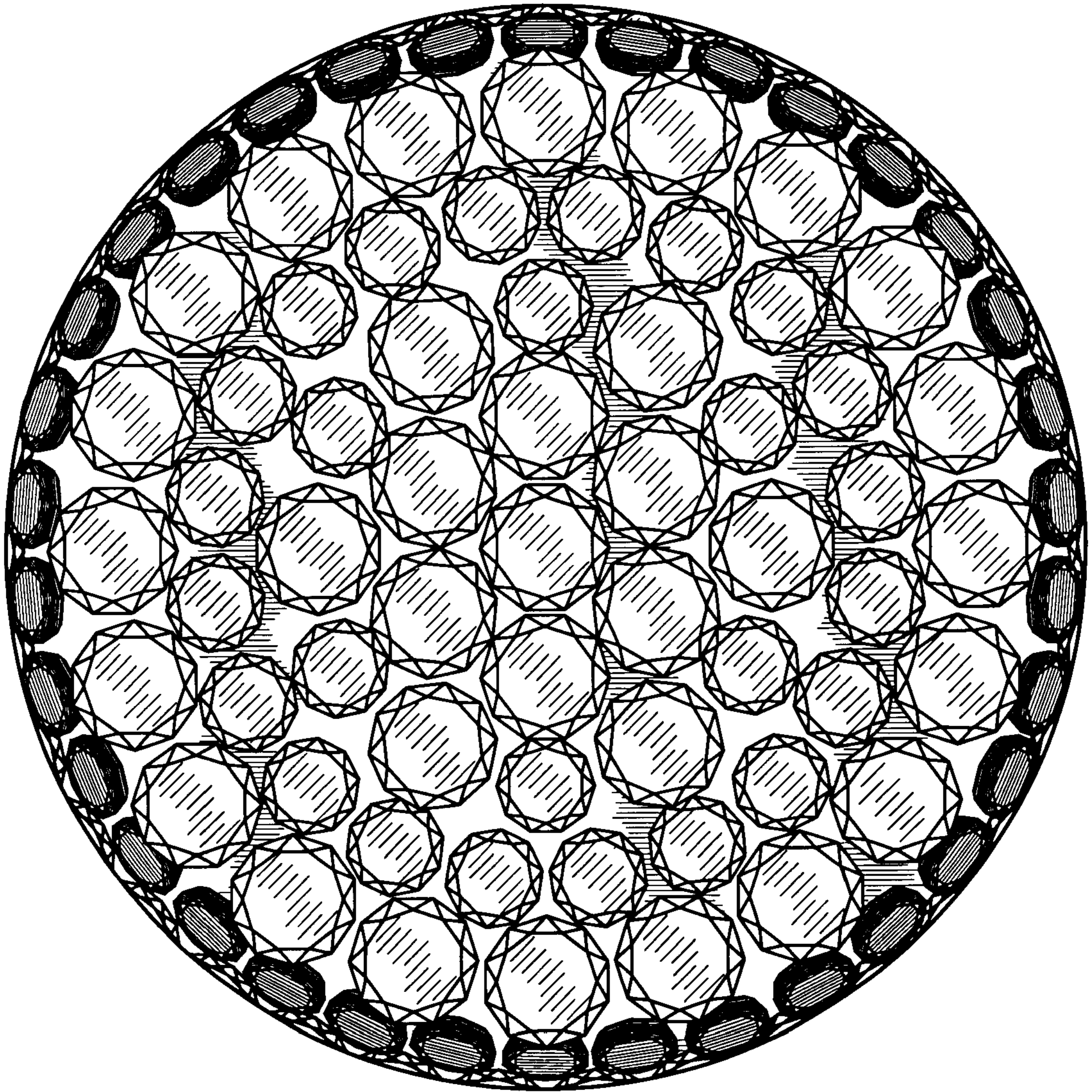


FIG. 1

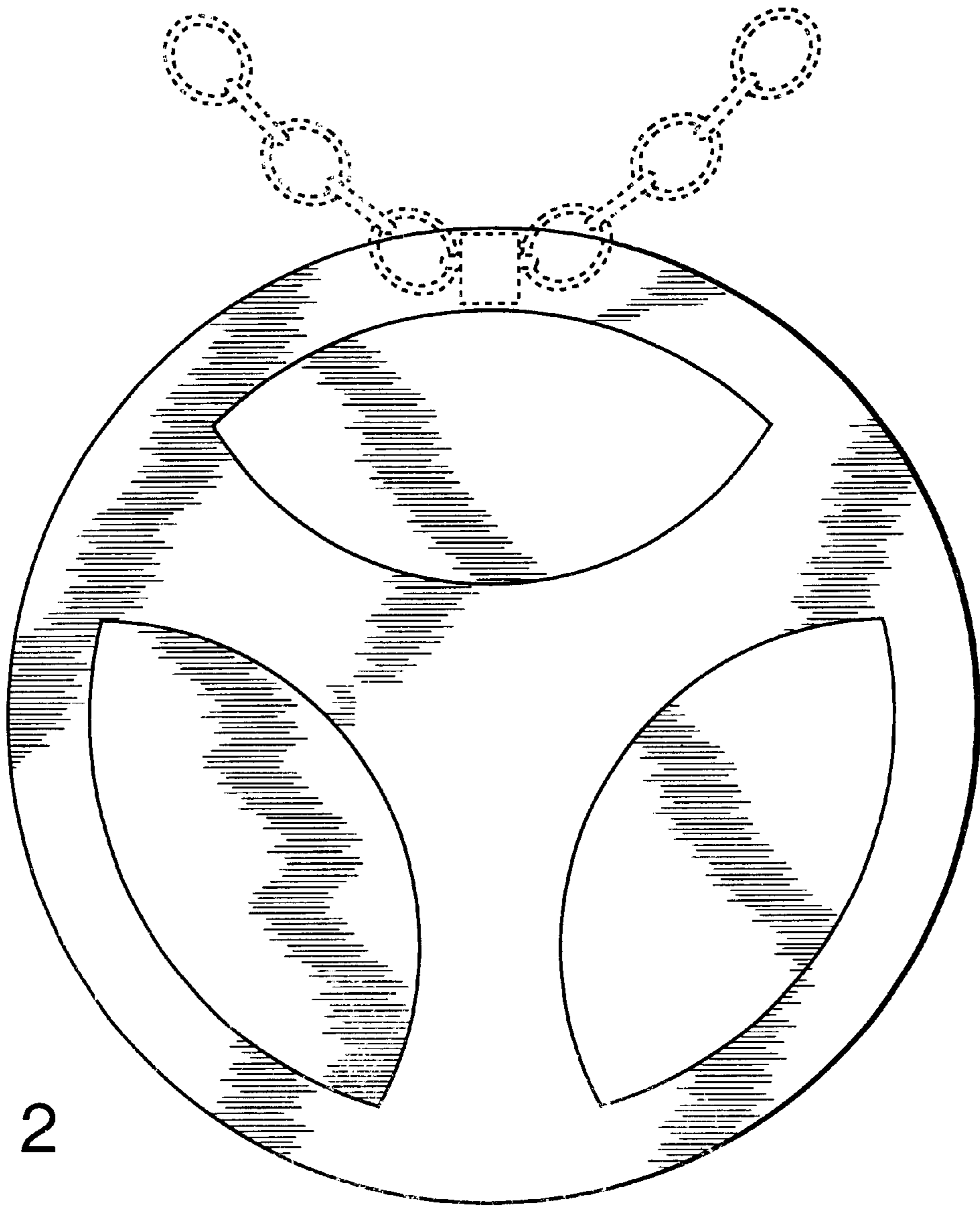


FIG. 2

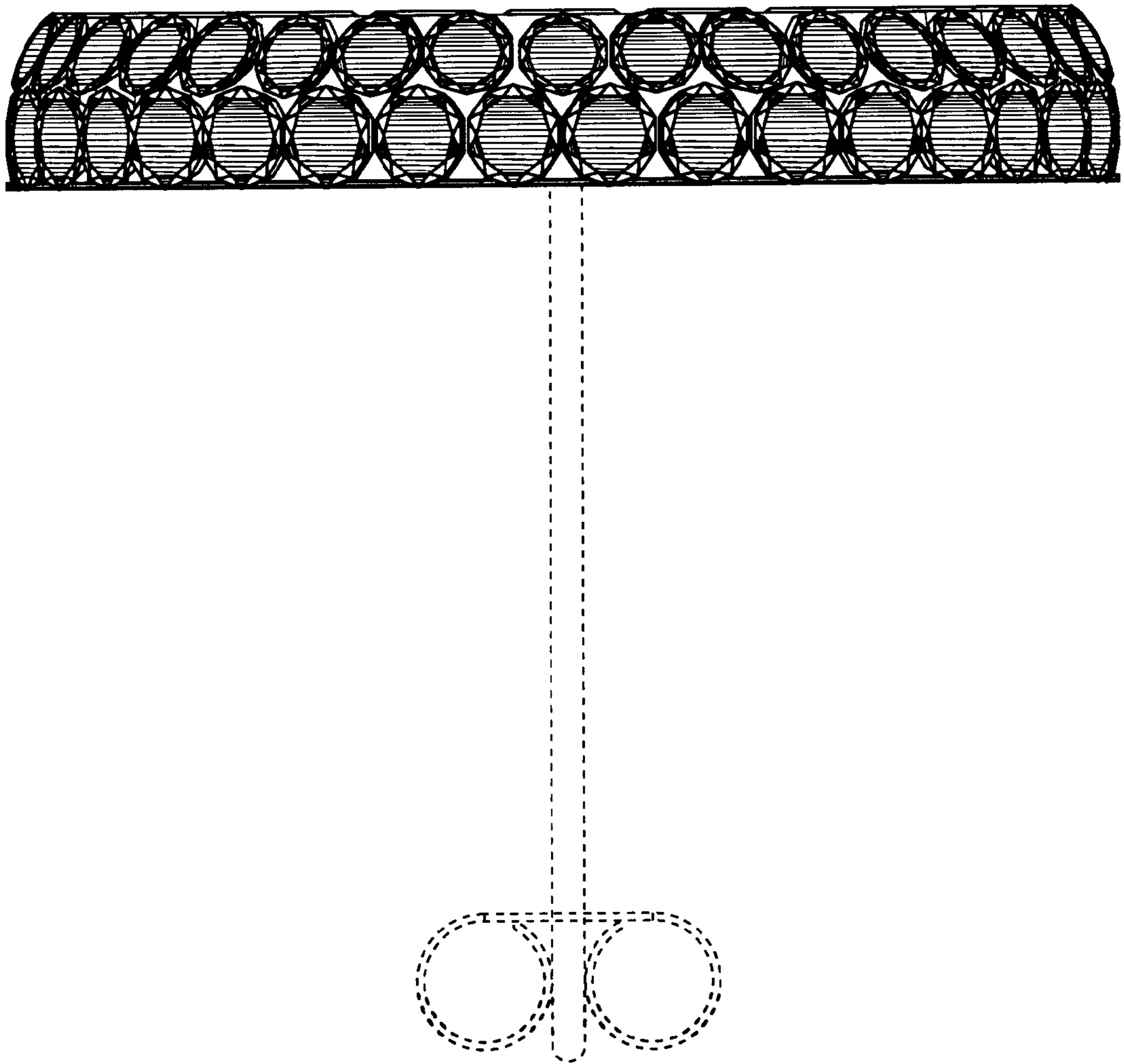


FIG. 3




FIG. 4

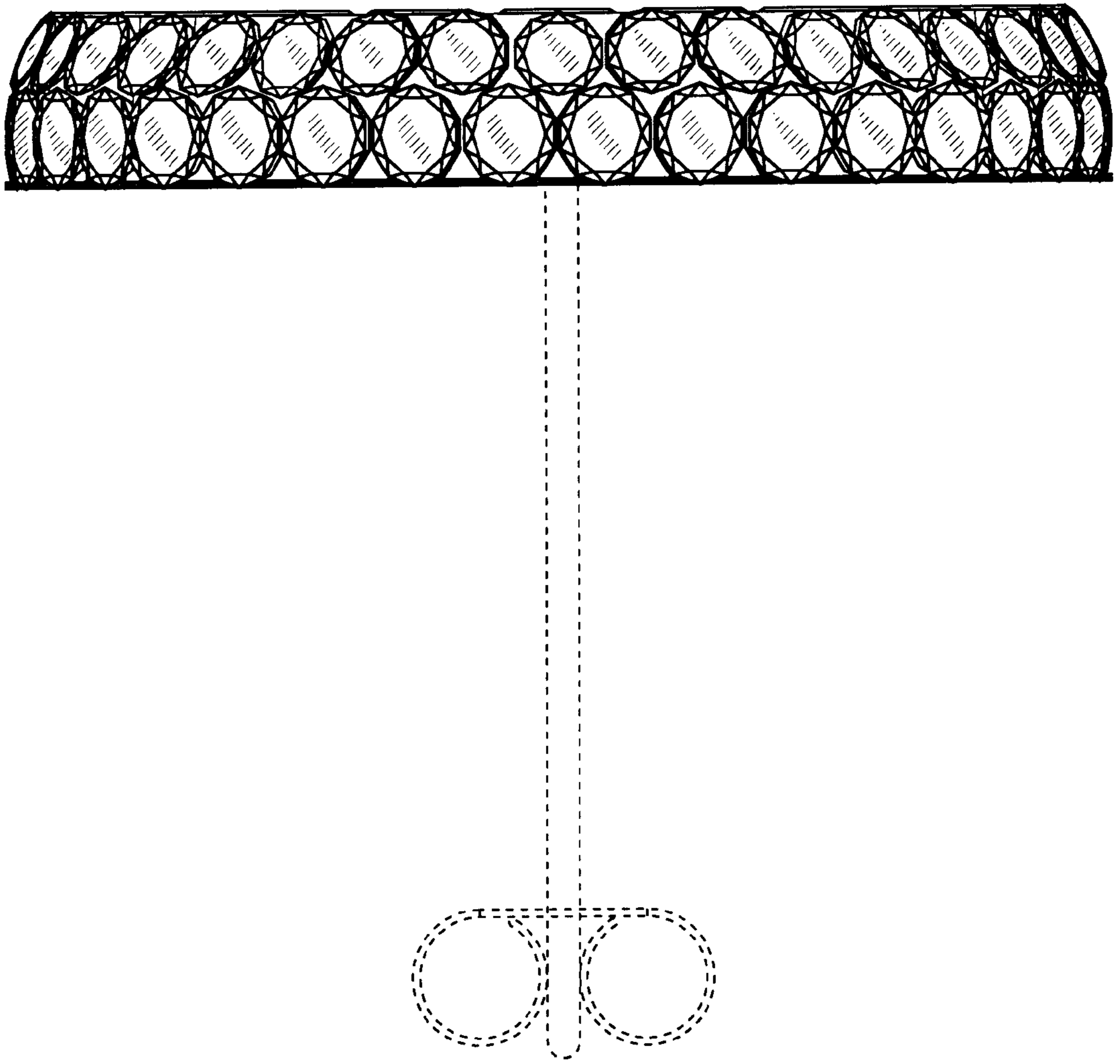


FIG.5