



US00D474989S

(12) **United States Design Patent**  
**Virag et al.**

(10) **Patent No.:** **US D474,989 S**

(45) **Date of Patent:** **\*\* May 27, 2003**

(54) **ARMBAND**

(76) Inventors: **Neena R. Virag**, 534 NE. 13th Ave.,  
Fort Lauderdale, FL (US) 33301; **Mark**  
**A. Virag**, 534 NE. 13th Ave., Ft.  
Lauderdale, FL (US) 33301

(\*\*) **Term:** **14 Years**

(21) **Appl. No.:** **29/163,267**

(22) **Filed:** **Jul. 2, 2002**

(51) **LOC (7) Cl.** ..... **11-01**

(52) **U.S. Cl.** ..... **D11/4**

(58) **Field of Search** ..... D11/3-15, 18-20,  
D11/22-25, 93; 59/80-84, 90; 63/3, 4,  
9, 21, 38; 256/2, 6; 224/175; 140/59

(56) **References Cited**

**U.S. PATENT DOCUMENTS**

379,729 A \* 3/1888 Rodden ..... 256/6

496,974 A \* 5/1893 Guillaume ..... 256/6  
6,055,802 A \* 5/2000 DiVietri ..... 59/80  
6,339,922 B1 \* 1/2002 Foster ..... 59/80

\* cited by examiner

*Primary Examiner*—Ralf Seifert

(74) *Attorney, Agent, or Firm*—M. K. Silverman

(57) **CLAIM**

We claim the ornamental design for an armband, as shown and described herein.

**DESCRIPTION**


FIG. 1 is a front elevational view of the inventive armband.

FIG. 2 is a side plan view thereof.

FIG. 3 is an enlarged view of a segment of the armband; and,

FIG. 4 is a radial plan view taken along Line 4—4 of FIG. 3.

**1 Claim, 3 Drawing Sheets**



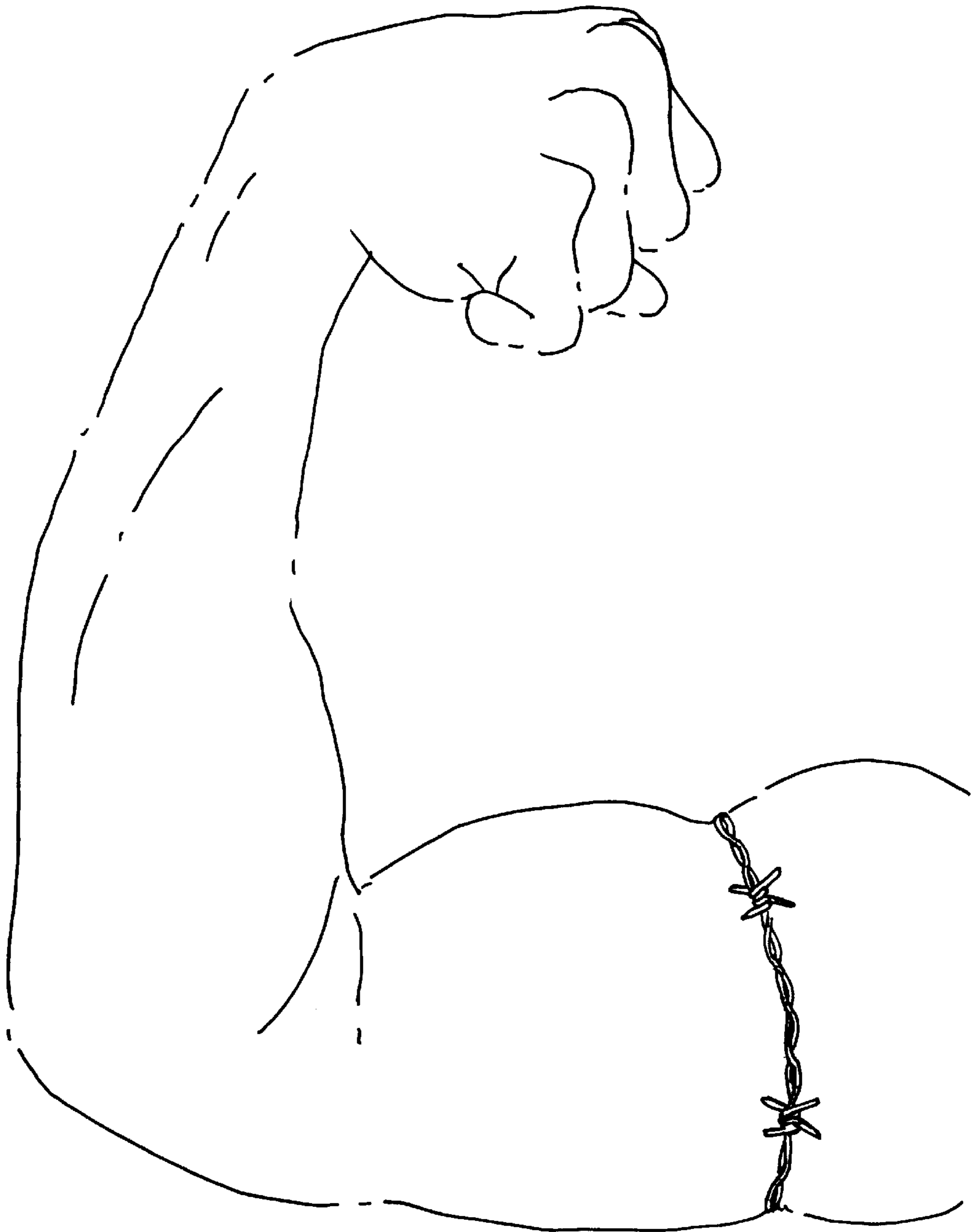


FIG. 1



FIG. 2

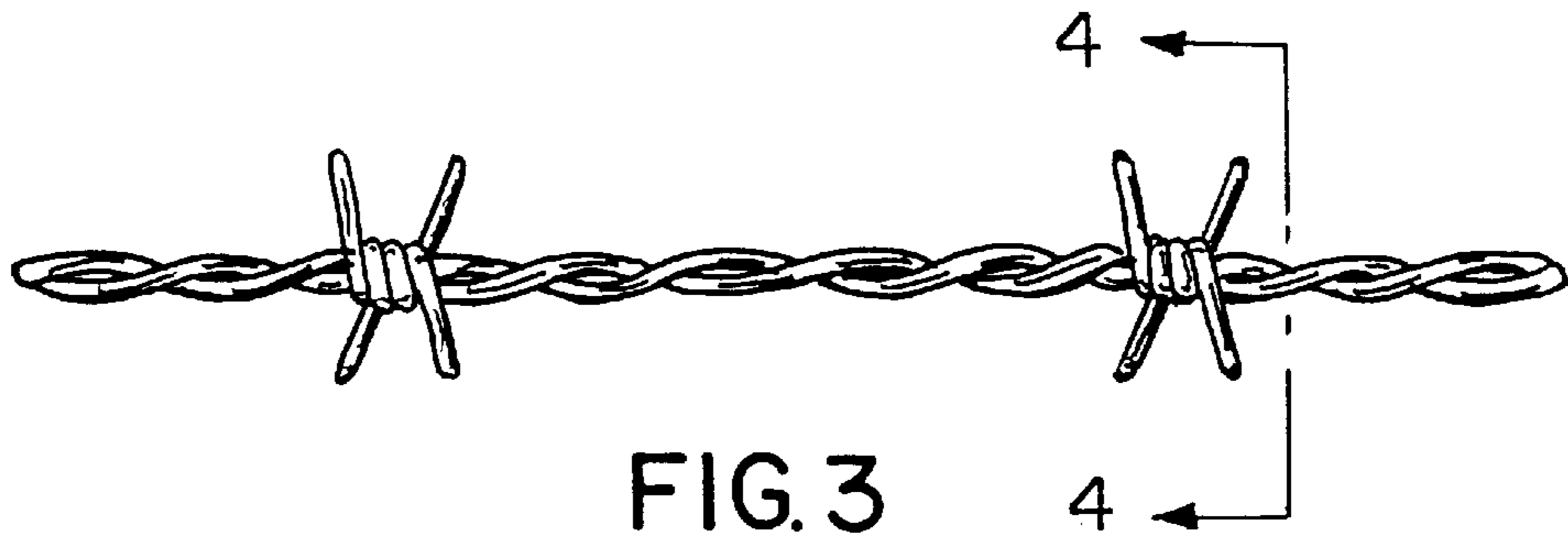


FIG. 3

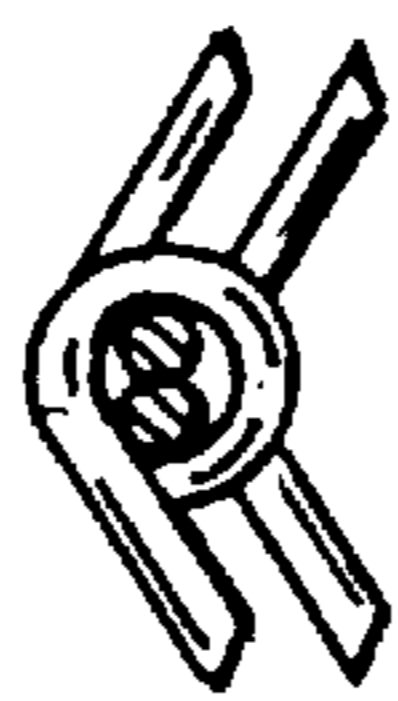


FIG. 4