



US00D474983S

(12) **United States Design Patent**
Wunderman

(10) **Patent No.:** **US D474,983 S**

(45) **Date of Patent:** **** May 27, 2003**

(54) **WRISTWATCH**

(75) Inventor: **Severin Wunderman**, Los Angeles, CA (US)

(73) Assignee: **Montres Corum SA** (CH)

(**) Term: **14 Years**

(21) Appl. No.: **29/165,827**

(22) Filed: **Aug. 19, 2002**

(30) **Foreign Application Priority Data**

Feb. 18, 2002 (WO) DMA/005 612

(51) **LOC (7) Cl.** **10-02**

(52) **U.S. Cl.** **D10/32**

(58) **Field of Search** D10/1-40, 122-132;
368/276-277, 281-282, 285; D11/3-25;
63/1.1, 3, 5, 11; 224/164, 168, 178

(56) **References Cited**

U.S. PATENT DOCUMENTS

D297,122 S	*	8/1988	Kabaya	D10/32
D362,397 S	*	9/1995	Helleu	D10/32
D404,318 S	*	1/1999	Slowinski	D10/32
D411,467 S	*	6/1999	Voegeli	D10/32

OTHER PUBLICATIONS

Jeweler's Circular—Keystone—Oct. 1981—p. 125—watches at top—left and bottom.*

Jeweler's Circular—Keystone—Feb. 1982—p. 39—watch at left.*

Jeweler's Circular—Keystone—2/1982—p.176—watch at middle.*

Timepieces—Jun. 1989—p.127—watch at next to left.*

* cited by examiner

Primary Examiner—Nelson C. Holtje

(74) *Attorney, Agent, or Firm*—Sughrue Mion, PLLC

(57) **CLAIM**

The ornamental design for a wristwatch, as shown.

DESCRIPTION

FIG. 1 is a perspective view of the front and right side of a wristwatch showing my new design;

FIG. 2 is a front view thereof;

FIG. 3 is a rear view thereof;

FIG. 4 is a right side view thereof;

FIG. 5 is a left side view thereof;

FIG. 6 is a view of one end thereof; and,

FIG. 7 is a view of an opposite end thereof.

1 Claim, 2 Drawing Sheets



FIG. 1



FIG. 2




FIG. 3




FIG. 4

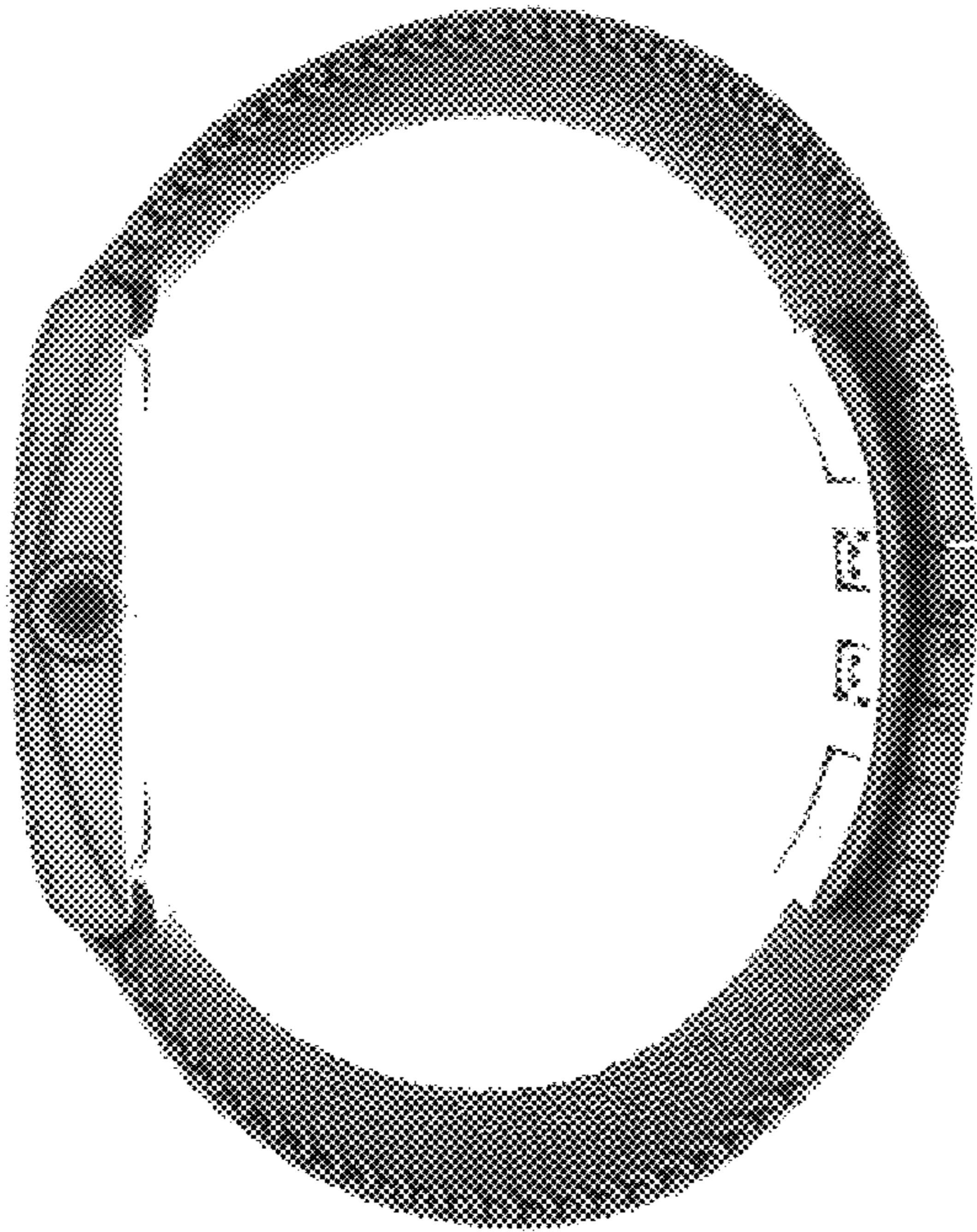


FIG. 6




FIG. 5

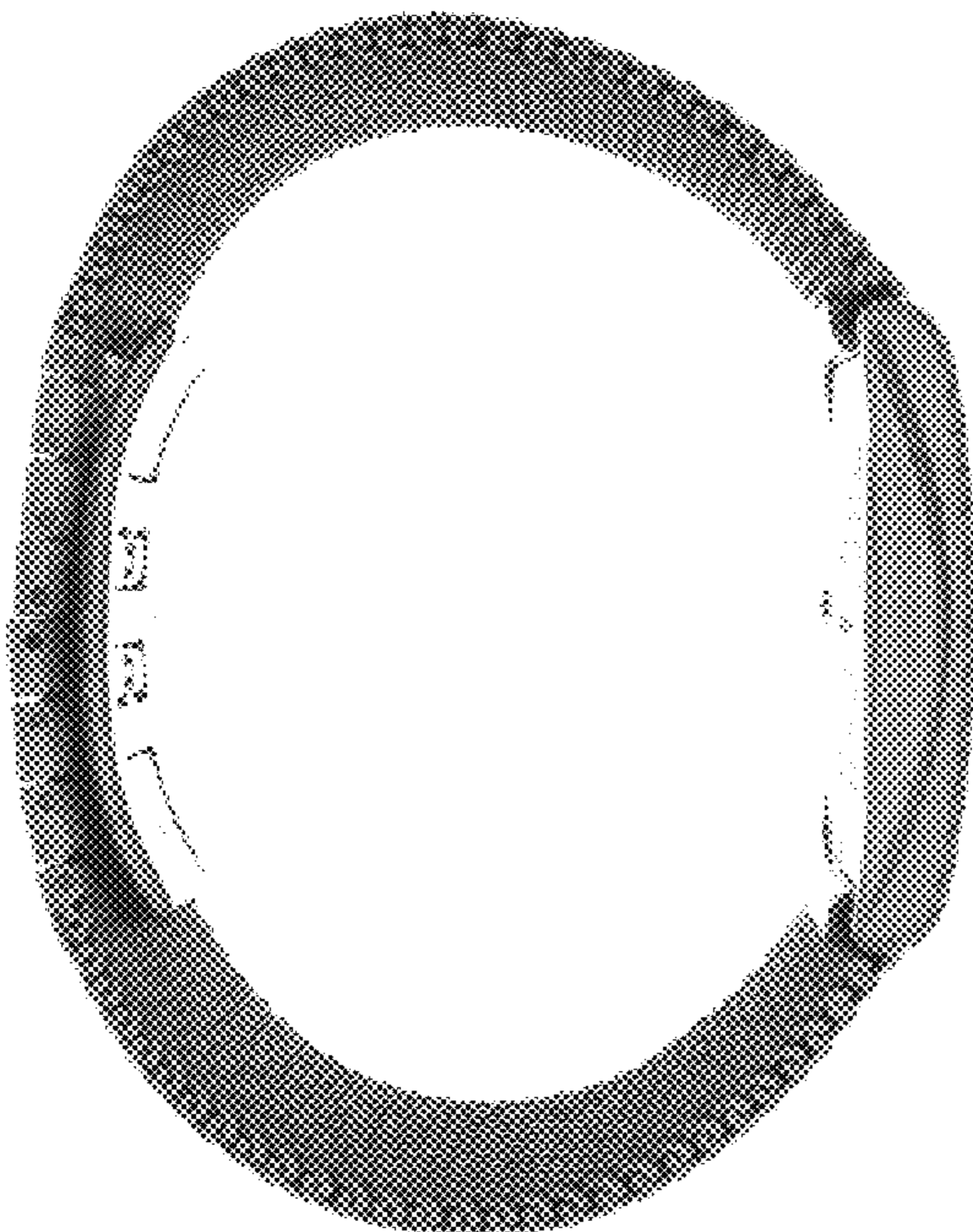


FIG. 7

