



US00D474975S

(12) **United States Design Patent**  
**DeBiasse**

(10) **Patent No.:** **US D474,975 S**

(45) **Date of Patent:** **\*\* May 27, 2003**

(54) **CONTAINER**

(75) **Inventor:** **Paul DeBiasse**, Pottersville, NJ (US)

(73) **Assignee:** **Castrol Limited**, Swindon (GB)

(\*\*) **Term:** **14 Years**

(21) **Appl. No.:** **29/145,317**

(22) **Filed:** **Jul. 19, 2001**

(51) **LOC (7) Cl.** ..... **09-01**

(52) **U.S. Cl.** ..... **D9/521; D9/523; D9/526;**  
**D9/570; D9/575**

(58) **Field of Search** ..... **D3/202; D7/306;**  
**D6/542; D9/516, 523, 526-528, 531, 537-538,**  
**541, 543, 549, 551, 556-558, 564, 569,**  
**570, 574-575; D24/121, 224; 215/382-384,**  
**396, 398, 400**

(56) **References Cited**

**U.S. PATENT DOCUMENTS**

2,022,520 A	*	11/1935	Philbrick	.....	215/384
D218,731 S	*	9/1970	Eisermann	.....	D9/522
D235,813 S	*	7/1975	Roth	.....	D24/115
D250,601 S	*	12/1978	Pick et al.	.....	D9/526 X
D260,856 S	*	9/1981	Sillerud	.....	D9/522
D288,528 S	*	3/1987	Parad	.....	D9/524
D325,522 S	*	4/1992	Brochenin	.....	D9/523
D328,712 S	*	8/1992	Butler et al.	.....	D9/526

5,188,266 A	*	2/1993	Loulias	.....	224/148.6
D398,240 S	*	9/1998	Willardson	.....	D9/523
5,882,119 A	*	3/1999	Fadal, II	.....	383/80
D410,847 S	*	6/1999	Bodker et al.	.....	D9/526
D411,804 S	*	7/1999	Zaragoza	.....	D9/540
D438,612 S	*	3/2001	Suh	.....	D24/108
D440,626 S	*	4/2001	Yoshikawa et al.	.....	D22/143

\* cited by examiner

*Primary Examiner*—Ted Shooman

*Assistant Examiner*—Carol Rademaker

(74) *Attorney, Agent, or Firm*—McAndrews, Held & Malloy, Ltd.

(57) **CLAIM**

The ornamental design for the container, as shown and described.

**DESCRIPTION**

FIG. 1 is a perspective side view of a container embodying our design;

FIG. 2 is a front elevational view of the design in FIG. 1;

FIG. 3 is a right side elevational view of the design in FIG. 1;

FIG. 4 is a rear elevational view of the design in FIG. 1;

FIG. 5 is a top plan view of the design in FIG. 1; and,

FIG. 6 is a bottom view of the system of FIG. 1.

The broken lines shown are for illustrative purposes only and forms no part of the claimed design.

**1 Claim, 5 Drawing Sheets**

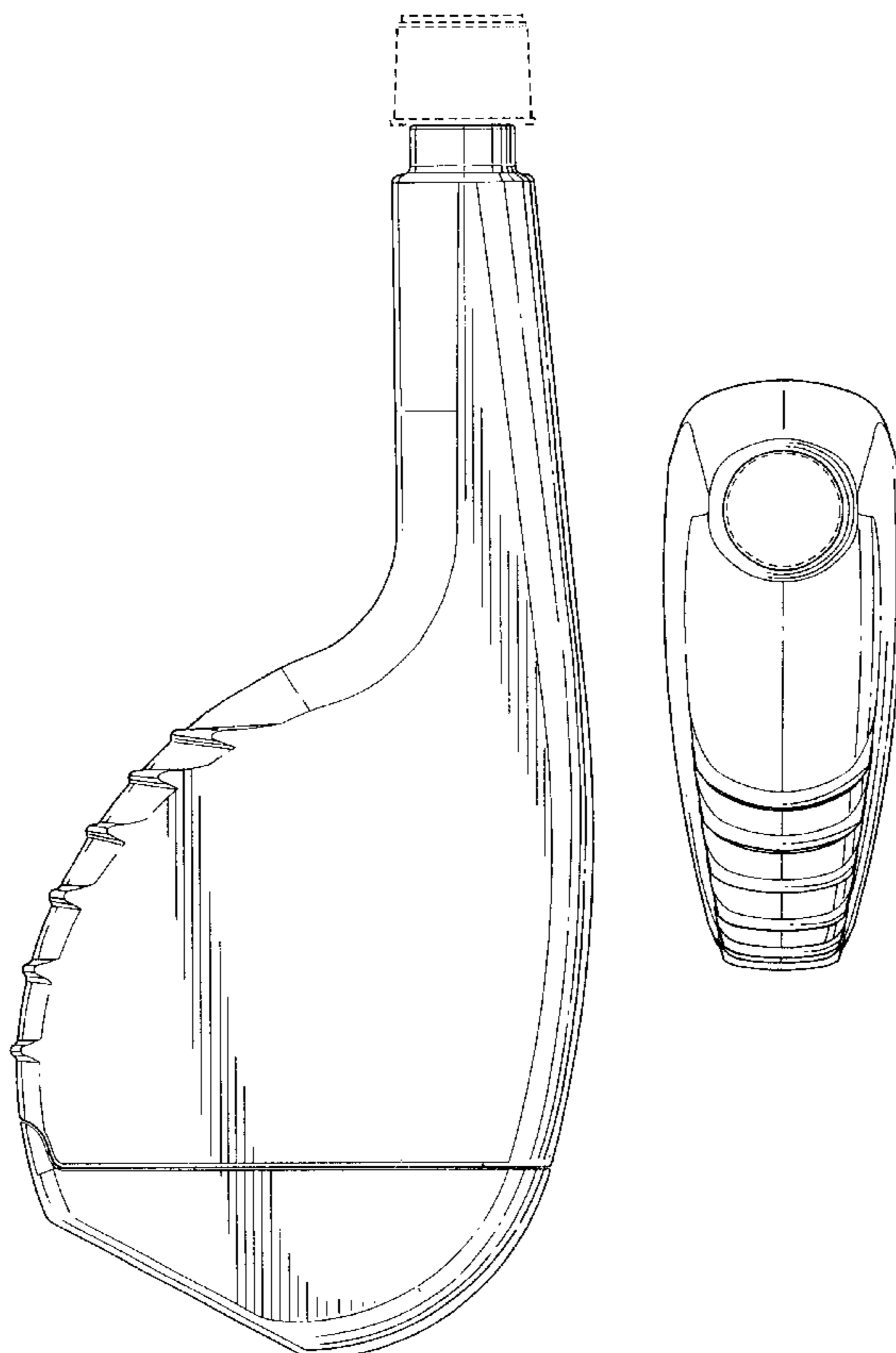


Fig. 1

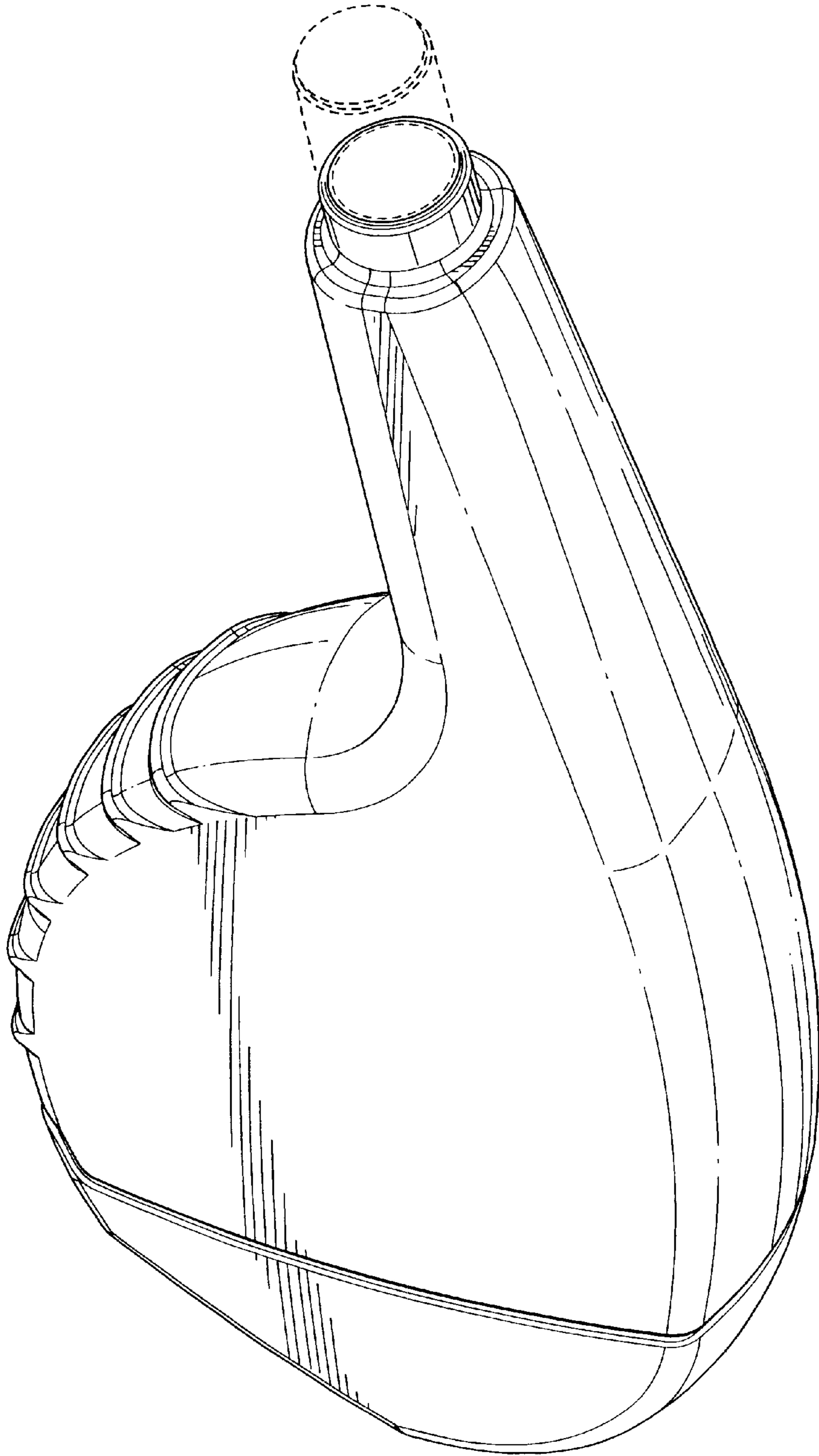


Fig. 2

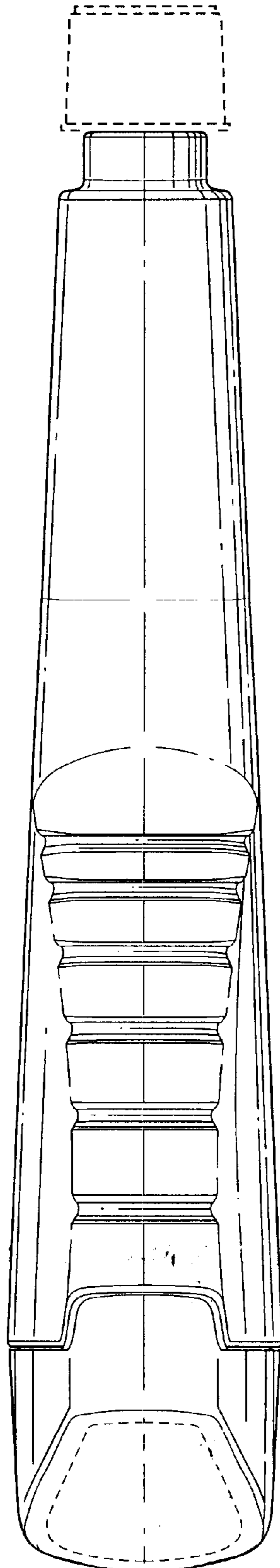


Fig. 3

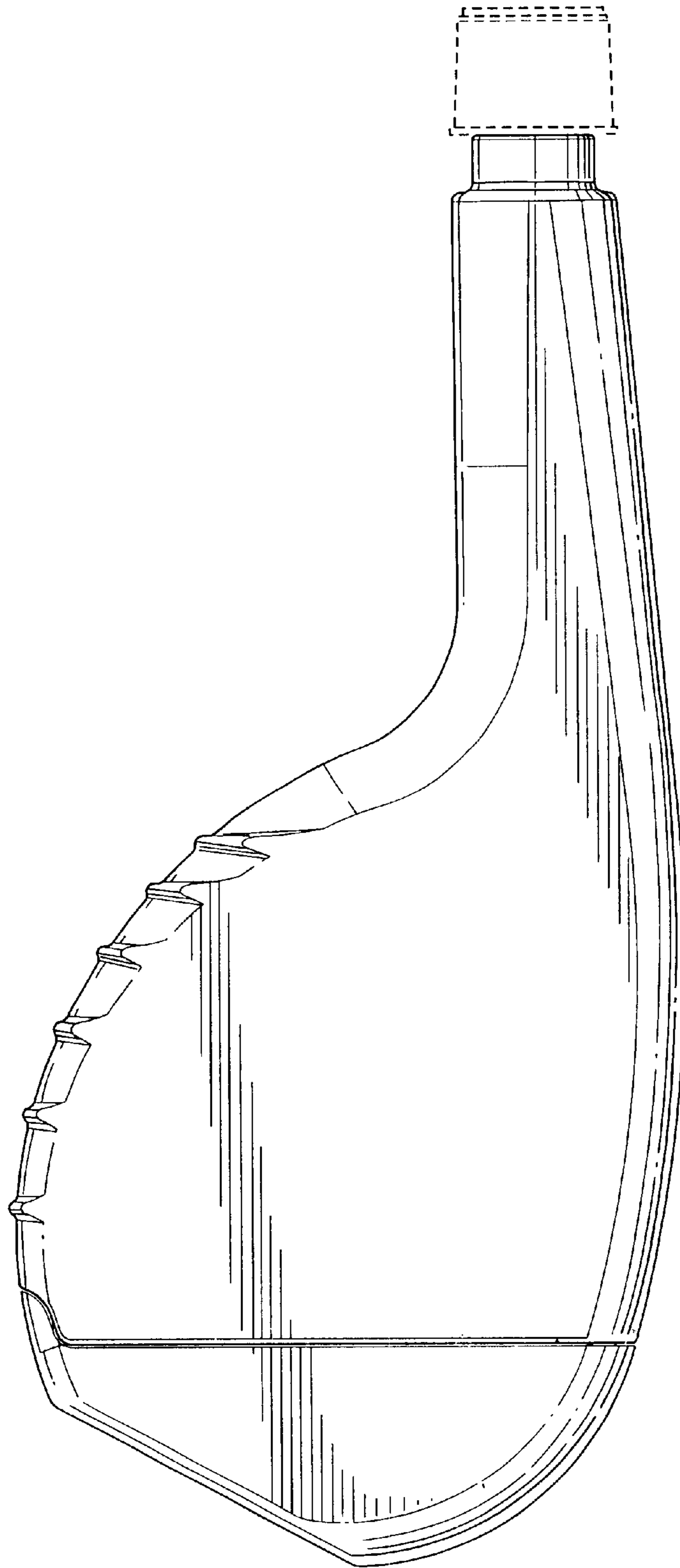


Fig. 4

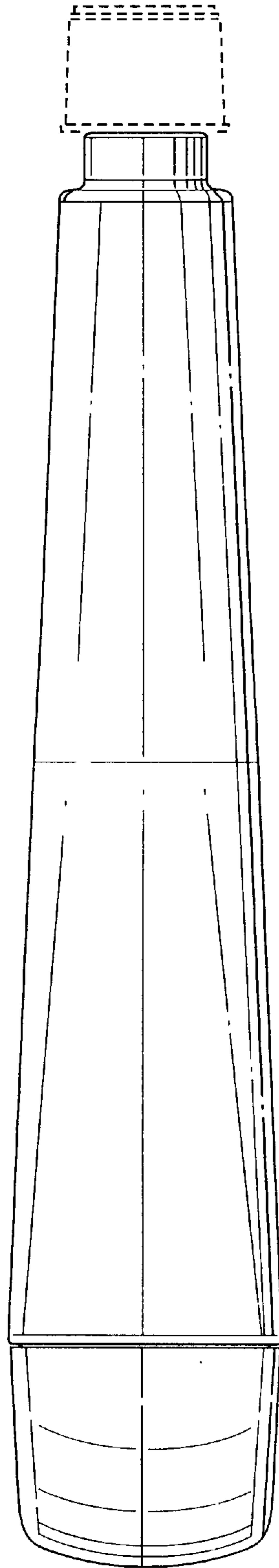


Fig. 5

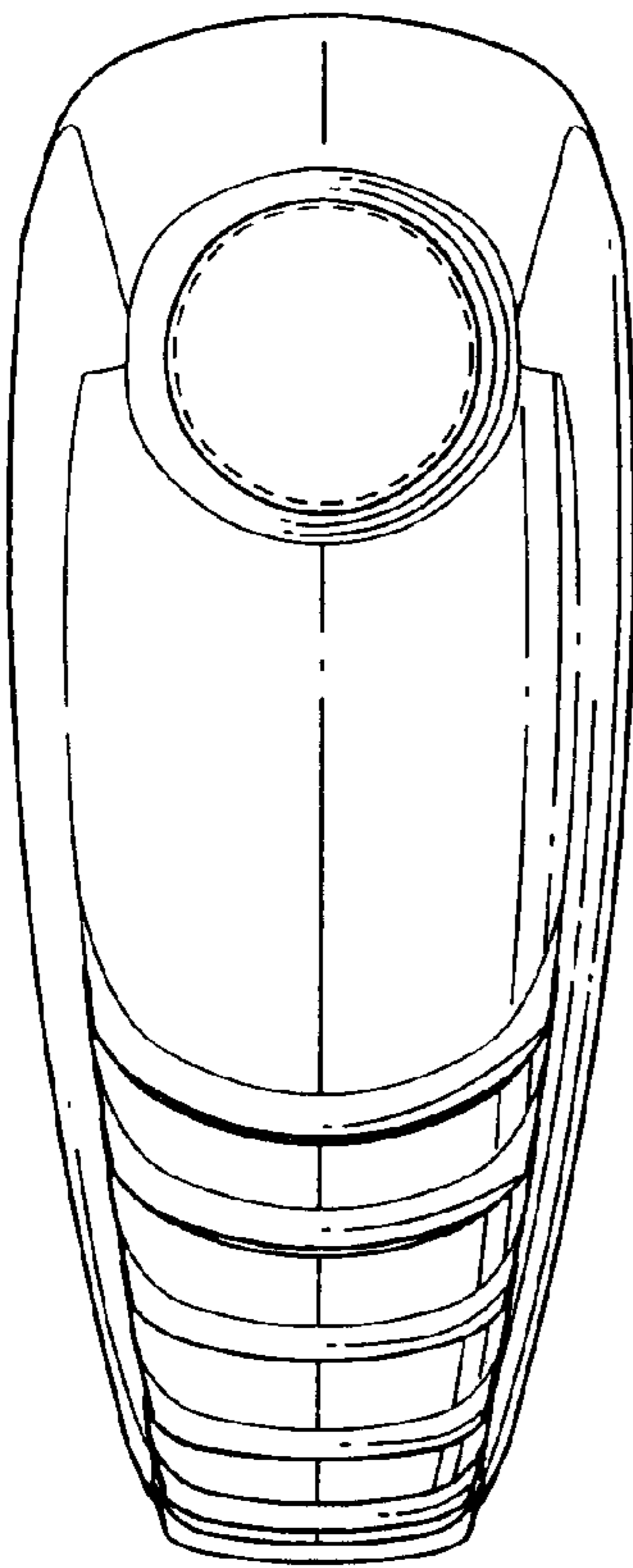


Fig. 6

