



US00D474951S

(12) **United States Design Patent**
Levien et al.

(10) **Patent No.:** **US D474,951 S**

(45) **Date of Patent:** **** May 27, 2003**

(54) **CAN RING PULLER**

(75) Inventors: **Robin Levien**, London (GB); **Anthony Harrison-Griffin**, Gloucestershire (GB)

(73) Assignee: **Maxpat Trading & Marketing (Far East) Limited**, Tsimshatsui (HK)

(**) Term: **14 Years**

(21) Appl. No.: **29/156,273**

(22) Filed: **Feb. 27, 2002**

(30) **Foreign Application Priority Data**

Sep. 27, 2001 (GB) 2105136

(51) **LOC (7) Cl.** **07-99**

(52) **U.S. Cl.** **D8/40**

(58) **Field of Search** D8/33-43, 18,
D8/19, 16, 47, 48, 88, 89; 30/400-443;
81/3.07-3.49; 7/151-156; D3/208, 211,
210; D32/74, 46, 49; D4/132-134, 138;
D7/688, 693, 683, 361, 393, 395

(56) **References Cited**

U.S. PATENT DOCUMENTS

D28,420 S	*	3/1898	Rowley	D8/41
912,028 A	*	2/1909	Prout	30/169
1,330,107 A	*	2/1920	Yonick	81/3.55
2,155,947 A	*	4/1939	Low	81/3.55
D149,645 S	*	5/1948	Johansen	D8/40
3,080,593 A	*	3/1963	Wilson	15/105
3,155,997 A	*	11/1964	Gallagher	15/105.5
3,204,907 A	*	9/1965	Tattrie	248/211
3,459,075 A	*	8/1969	Henderson	81/3.07
3,836,119 A	*	9/1974	Saucier, Sr. et al.	254/131
D240,289 S	*	6/1976	Skinner	D8/40
4,207,781 A	*	6/1980	Greenwood	81/3.55
D256,323 S	*	8/1980	Obland	D8/18
D263,551 S	*	3/1982	Dale	D8/40

D270,807 S	*	10/1983	Dilliner	D8/18
D275,071 S	*	8/1984	Benedict	D8/51
4,509,242 A	*	4/1985	Marra	29/267
4,631,769 A	*	12/1986	White	7/151
D289,362 S	*	4/1987	Sherman	D8/18
D303,344 S	*	9/1989	Broadus	D8/40
D314,321 S	*	2/1991	Johnston	D8/89
D314,495 S	*	2/1991	Zupancic	D8/14
D325,500 S	*	4/1992	Dennis et al.	D8/33
D346,939 S	*	5/1994	Wardle	D8/40
D348,594 S	*	7/1994	Clark, Jr. et al.	D8/40
5,337,632 A	*	8/1994	Thomas et al.	81/3.55
D351,092 S	*	10/1994	Weber	D7/683
5,555,778 A	*	9/1996	Otters et al.	81/3.55
D395,216 S	*	6/1998	Figuroa	D8/45
D405,668 S	*	2/1999	Henke	D8/34
D429,129 S	*	8/2000	Anderson	D8/40
D432,377 S	*	10/2000	Nagy	D8/40
D433,604 S	*	11/2000	Tipp	D8/14

* cited by examiner

Primary Examiner—Jeffrey Asch

(74) *Attorney, Agent, or Firm*—Finnegan, Henderson, Farabow, Garrett & Dunner, L.L.P.

(57) **CLAIM**

The ornamental design for a “can ring puller”, as shown and described.

DESCRIPTION

FIG. 1 is a front perspective view of a “can ring puller” showing our new design;

FIG. 2 is a view from above thereof;

FIG. 3 is a view from below thereof;

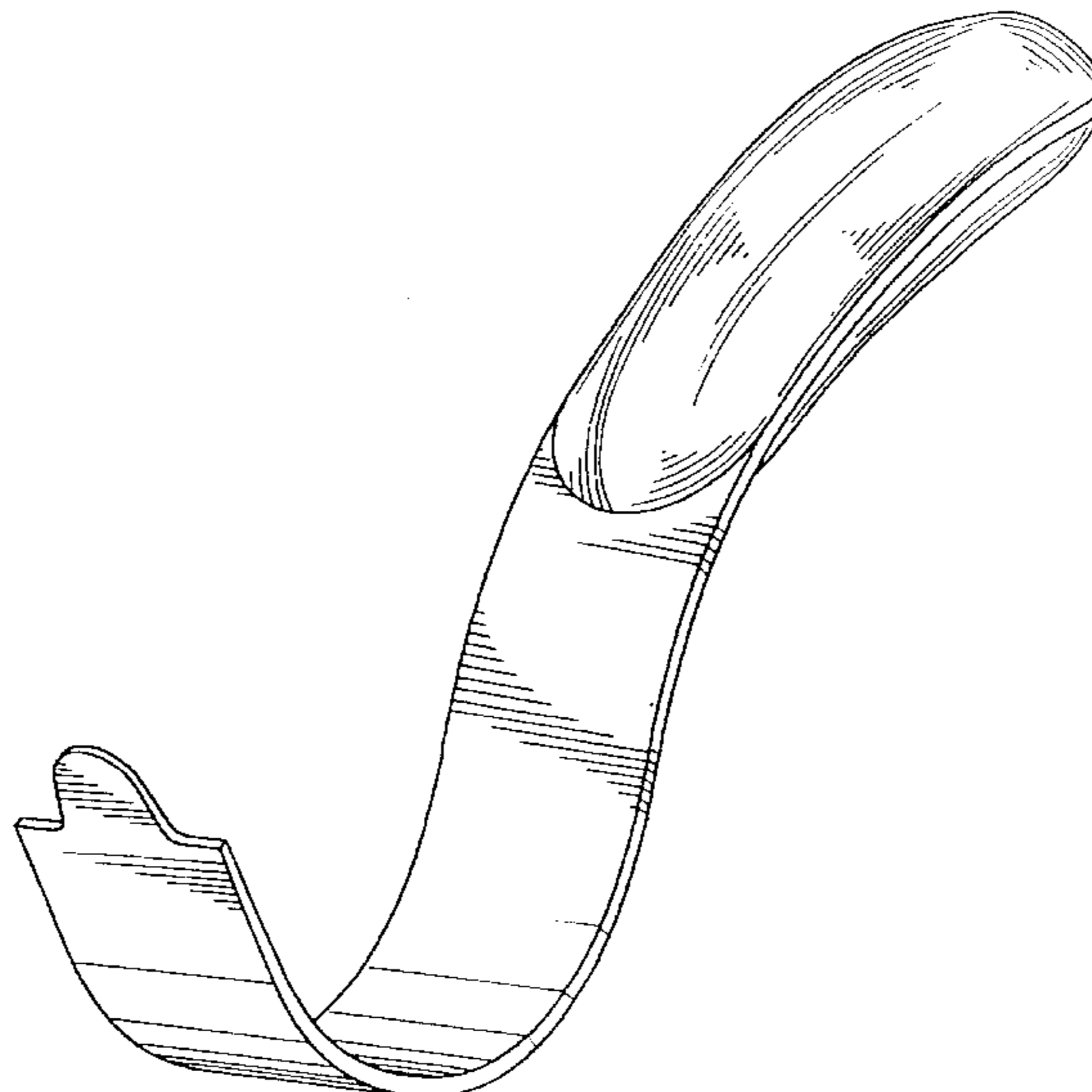
FIG. 4 is a side view thereof;

FIG. 5 is the opposite side view thereof;

FIG. 6 is a front view thereof; and,

FIG. 7 is a rear view thereof.

1 Claim, 6 Drawing Sheets



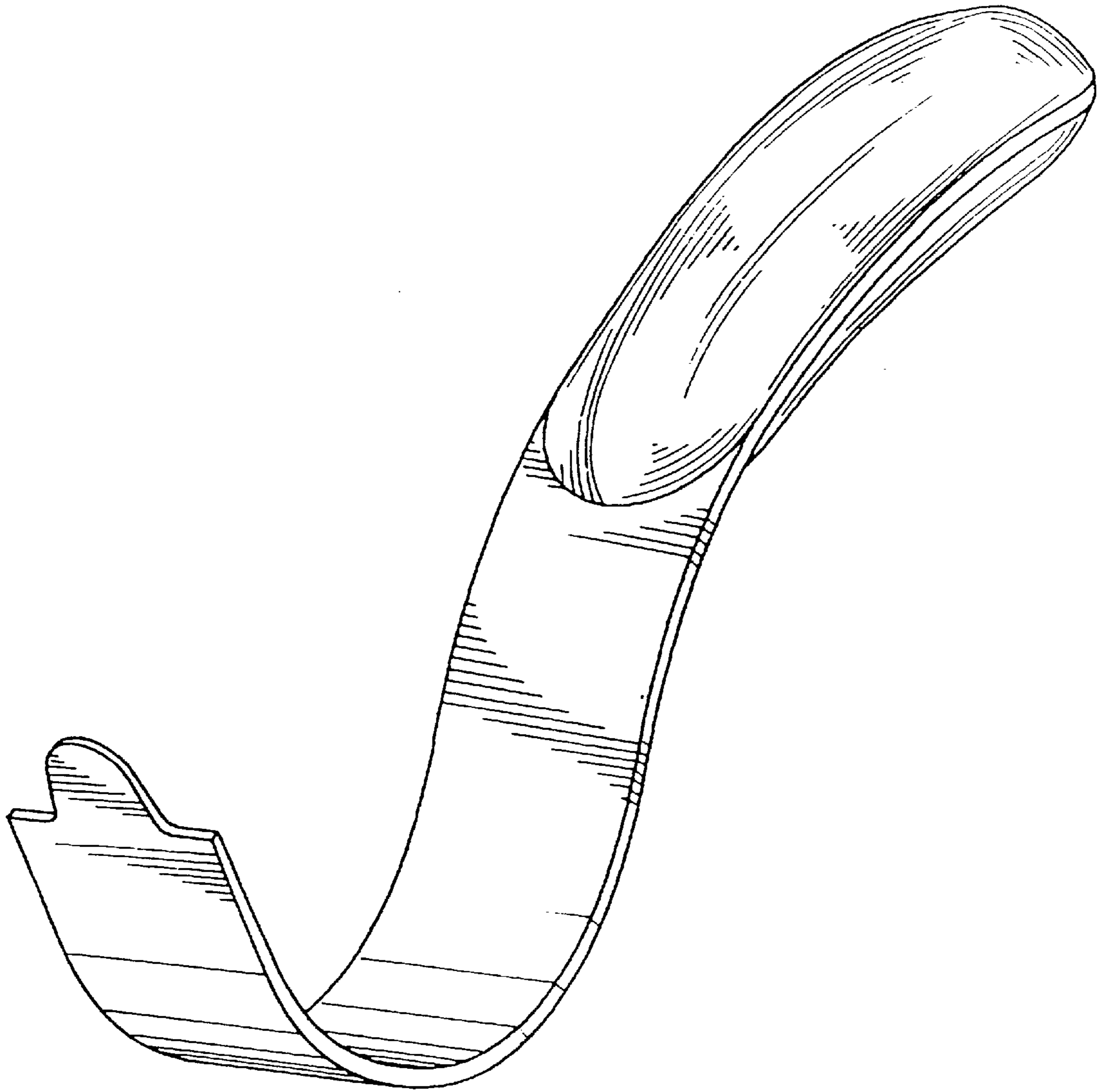


FIG. 1

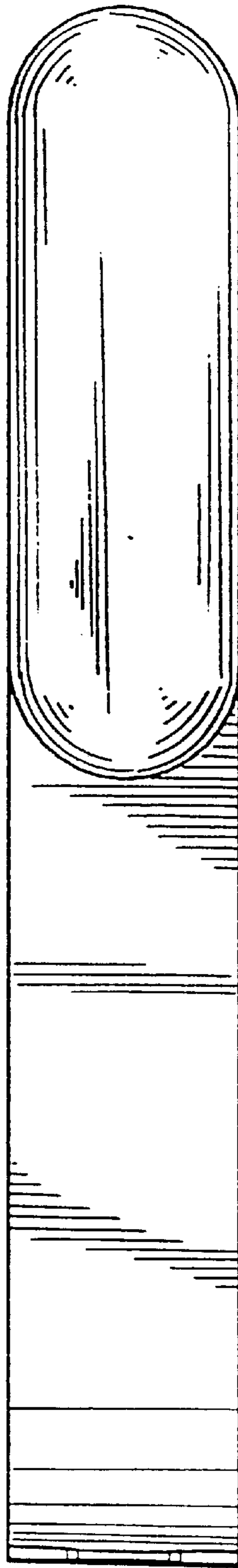


FIG. 2

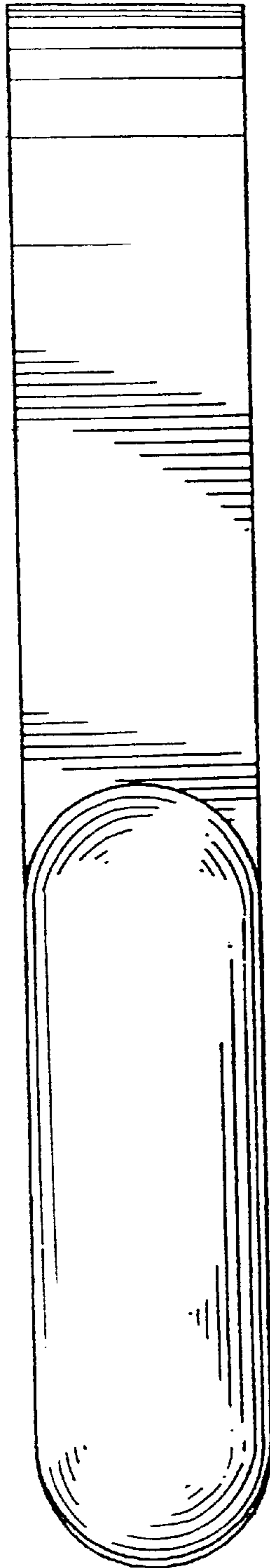


FIG. 3




FIG. 4

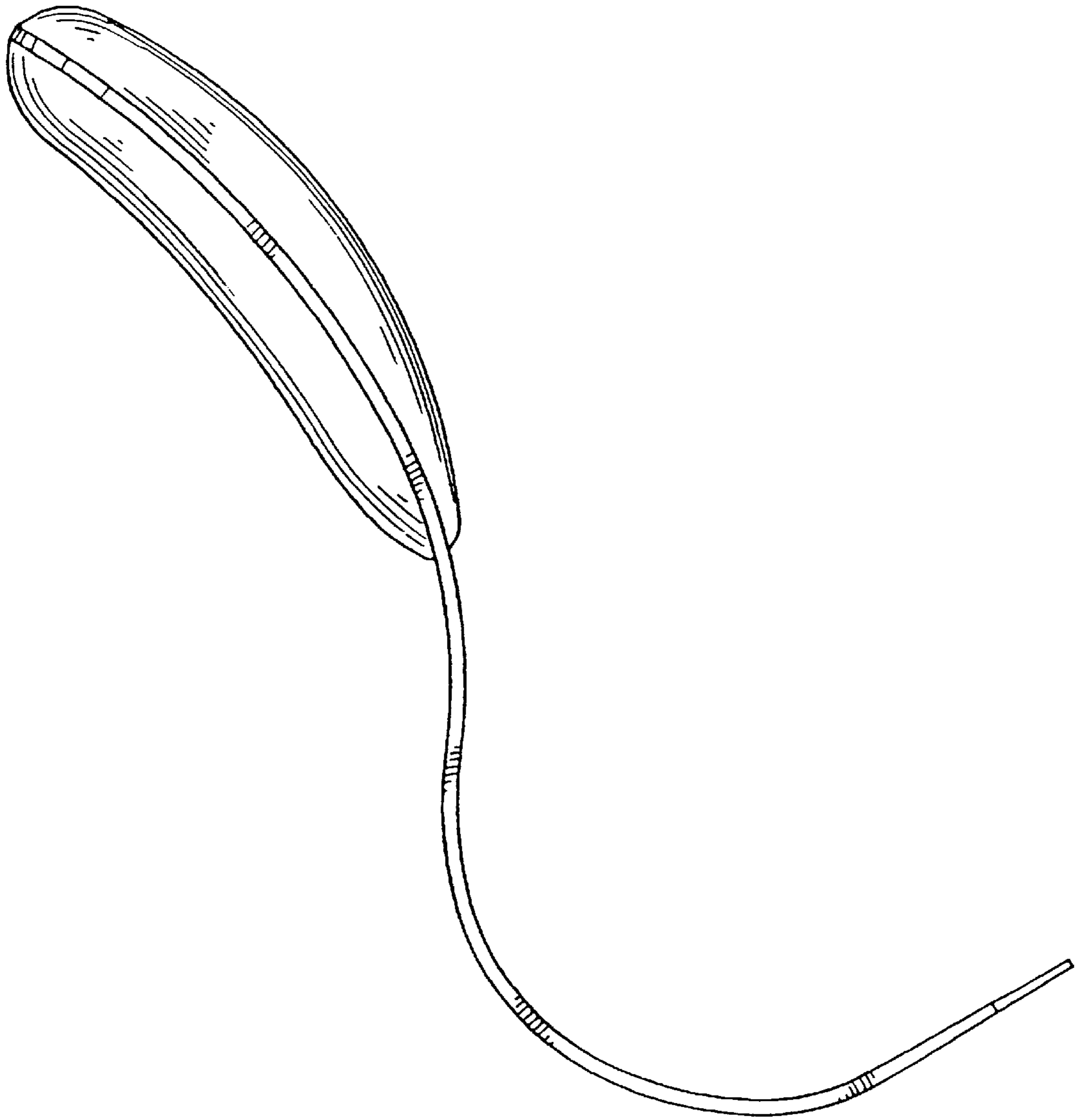


FIG. 5

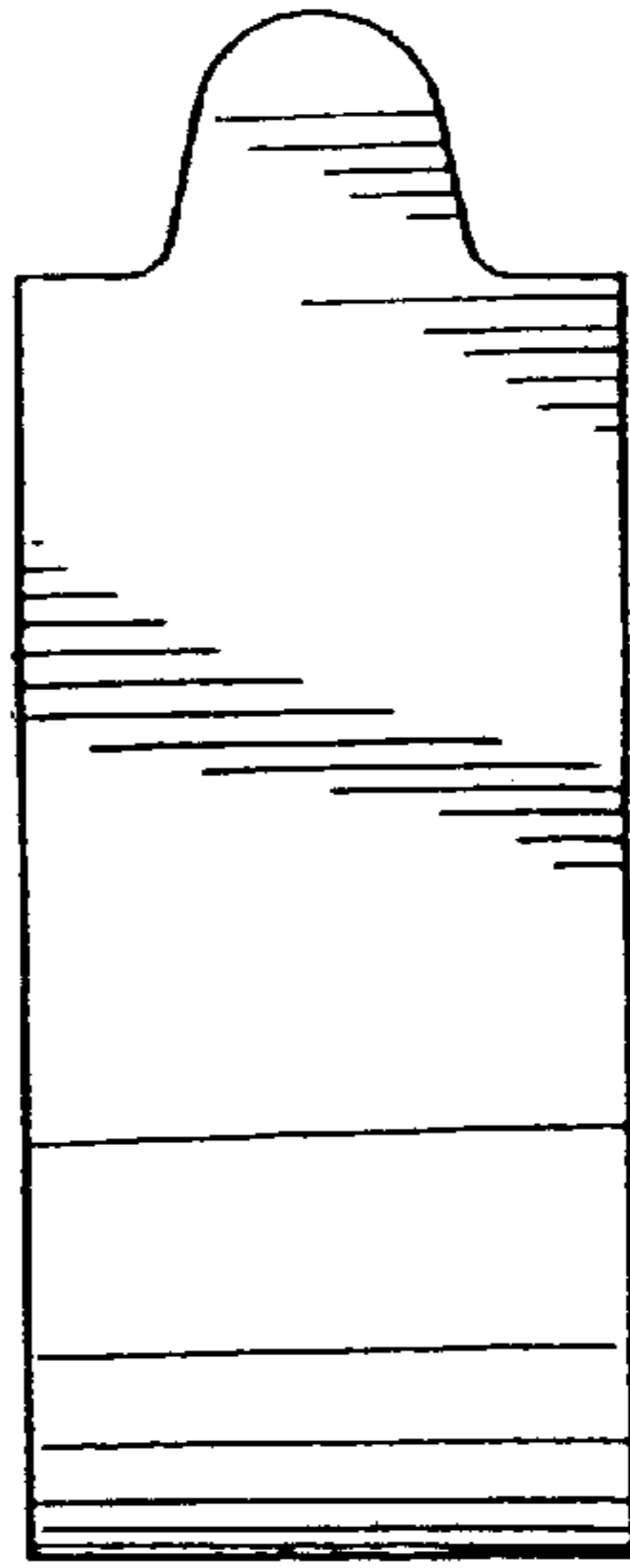


FIG. 6

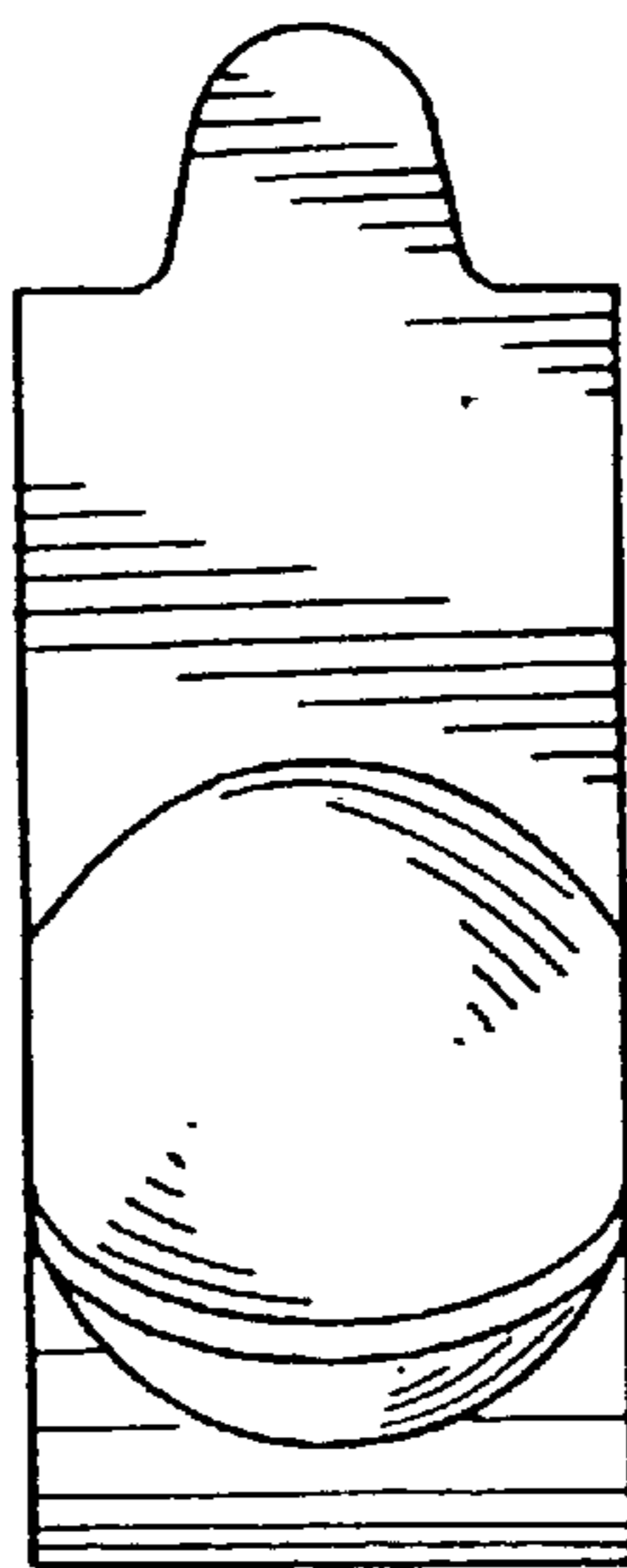


FIG. 7