



US00D474940S

(12) **United States Design Patent**
Wellner

(10) **Patent No.:** **US D474,940 S**

(45) **Date of Patent:** **** May 27, 2003**

- (54) **PLATE**
- (75) Inventor: **Lucie L. Wellner**, Pompey, NY (US)
- (73) Assignee: **Syracuse China Company**, Syracuse, NY (US)
- (**) Term: **14 Years**
- (21) Appl. No.: **29/156,720**
- (22) Filed: **Mar. 6, 2002**
- (51) **LOC (7) Cl.** **07-01**
- (52) **U.S. Cl.** **D7/566; D7/587**
- (58) **Field of Search** **D7/566, 587, 543, D7/550.1, 554.2; 220/574, 771; 206/507**

- 5,626,256 A * 5/1997 Onneweer 220/574
- D415,932 S * 11/1999 Cornelissen D7/587
- D415,933 S * 11/1999 Cornelissen D7/587
- D422,845 S * 4/2000 Wonder D7/588
- D443,181 S * 6/2001 Miller D7/587
- D445,303 S * 7/2001 Littlejohn et al. D7/586

* cited by examiner

Primary Examiner—M. N. Pandozzi

(74) *Attorney, Agent, or Firm*—Emch, Schaffer, Schaub & Porcello Co., L.P.A.

(57) **CLAIM**


The ornamental design for a plate, as shown and described.

DESCRIPTION

FIG. 1 is a top view of a plate according to the present design;
 FIG. 2 is a front elevational view thereof; the back elevational view being a mirror image thereof;
 FIG. 3 is a first side elevational view thereof;
 FIG. 4 is a second side elevational view thereof; and,
 FIG. 5 is a bottom view thereof.

1 Claim, 3 Drawing Sheets

- (56) **References Cited**
- U.S. PATENT DOCUMENTS**
- D166,934 S * 6/1952 Slobodkin D7/543
- D186,041 S * 5/1959 Stageberg D7/266
- D244,168 S * 5/1977 Young D7/588
- 4,075,769 A * 2/1978 Young 434/127
- D296,746 S * 7/1988 Wiinblad D7/587
- D345,893 S * 4/1994 Jaworski D7/545









FIG. 1




—FIG. 2



—FIG. 3



—FIG. 4



—FIG. 5