



US00D474919S

(12) **United States Design Patent**
Smith

(10) **Patent No.:** **US D474,919 S**

(45) **Date of Patent:** **** May 27, 2003**

(54) **CLOTHES STORAGE DEVICE**

(75) **Inventor:** **Buford Smith**, Champaign, IL (US)

(73) **Assignee:** **Carousel Concepts Corp.**, Champaign, IL (US)

(**) **Term:** **14 Years**

(21) **Appl. No.:** **29/162,530**

(22) **Filed:** **Jun. 18, 2002**

(51) **LOC (7) Cl.** **06-04**

(52) **U.S. Cl.** **D6/415**

(58) **Field of Search** D6/410, 411, 415,
D6/462, 463, 464, 465, 458; 108/141; 211/34,
60.1, 64, 41.1, 85.3, 106, 181.1, 182

(56) **References Cited**

U.S. PATENT DOCUMENTS

D206,921 S	*	2/1967	Burchett	D6/462
D230,108 S	*	1/1974	Sloan	D6/415
4,645,081 A	*	2/1987	Korth	211/196
D297,992 S	*	10/1988	Cohen	D6/498

D298,193 S	*	10/1988	Carlson	D6/462
D333,741 S	*	3/1993	Katz	D6/411
D414,625 S		10/1999	Stelmarski		
6,065,618 A		5/2000	Stetler		

OTHER PUBLICATIONS

Adjustable Round Revolving Rack, #K/53, unknown source and date.*

American Tubecraft Display Stand SB-80, Oct. 1979.*

* cited by examiner

Primary Examiner—Cathron C. Brooks

(74) *Attorney, Agent, or Firm*—Michael Berns; Maloney, Parinson & Berns

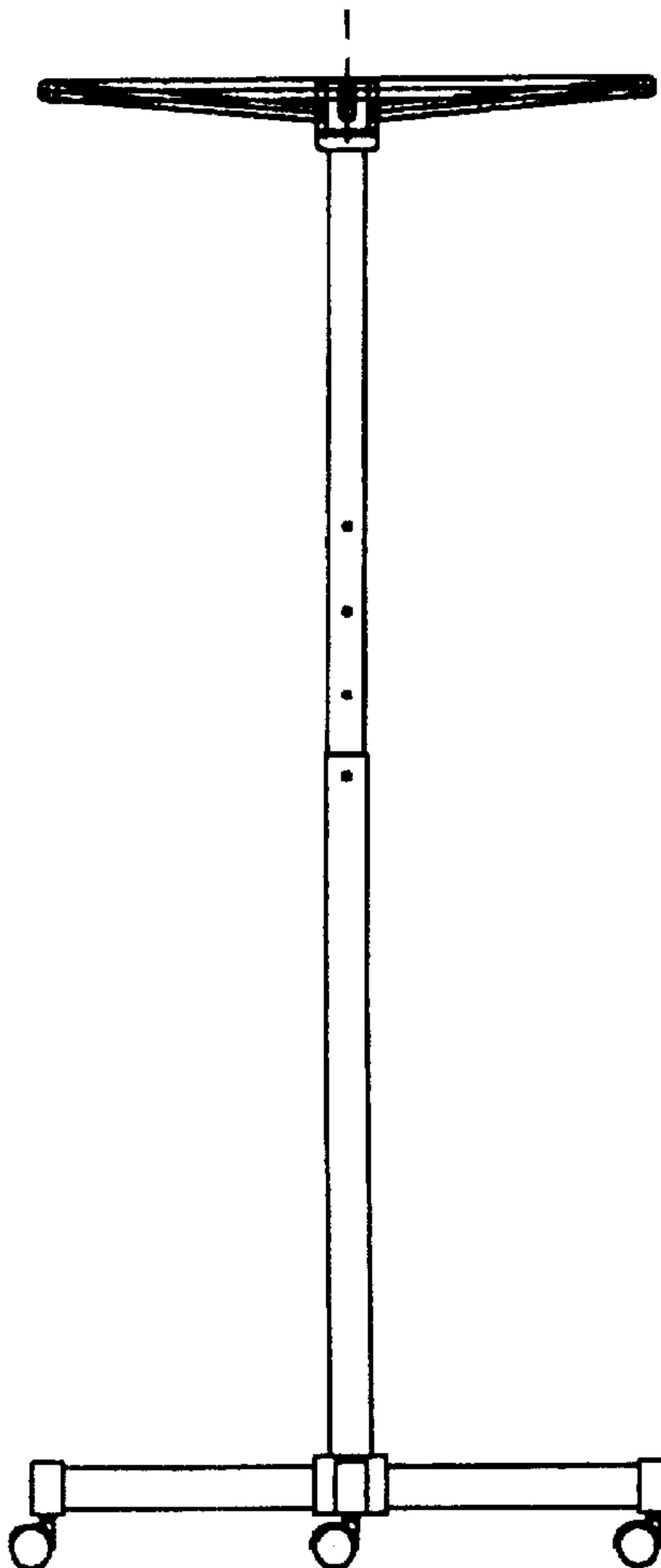
(57) **CLAIM**

The ornamental design for a clothes storage device, as shown.

DESCRIPTION

The sole FIGURE is a front perspective view of the clothes storage device.

1 Claim, 4 Drawing Sheets



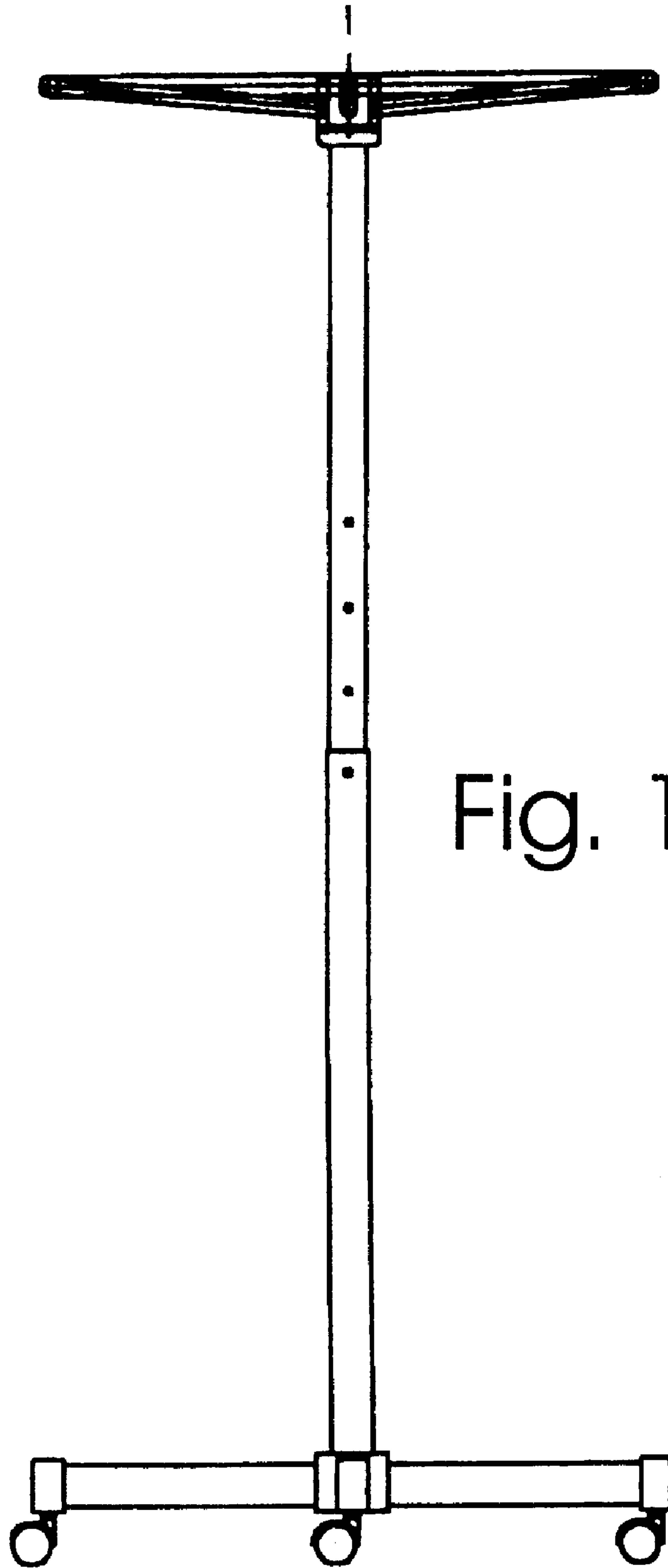


Fig. 1

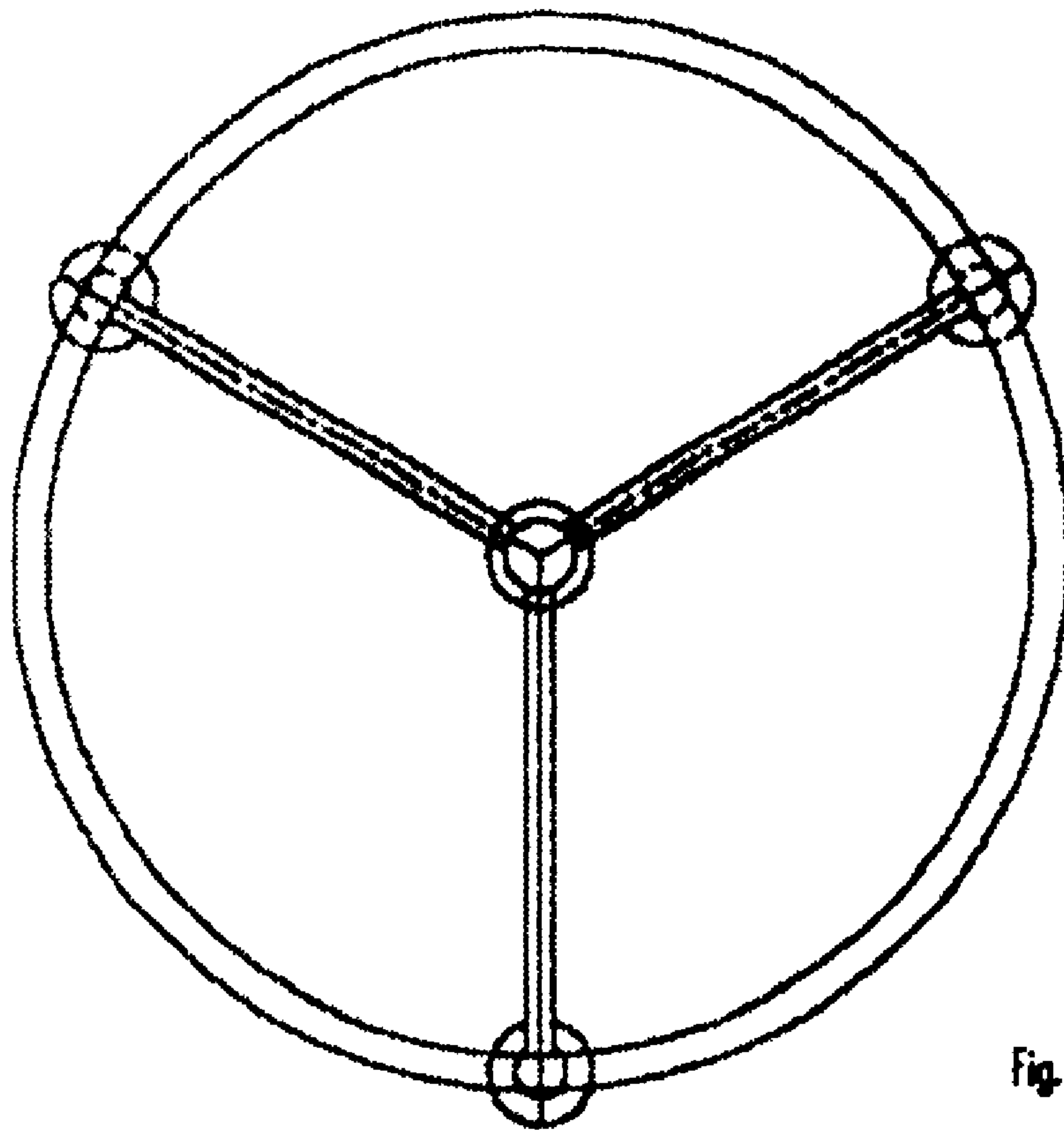


Fig. 2




Fig. 3

